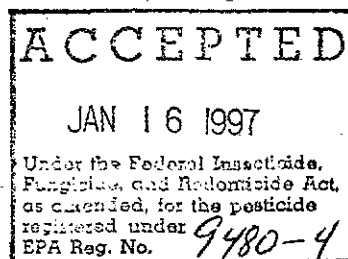


REVISED September 6, 1996

**SUPER SANI-CLOTH
MASTER LABEL COPY**

Front Panel

**GERMICIDAL WIPE****For use in: CRITICAL CARE AREAS**

Where control of the hazards of cross-contamination are of prime importance.

Effective against a wide range of bacteria including *Staphylococcus aureus*, *Salmonella choleraesuis* and *Pseudomonas aeruginosa* in 5 minutes.

Tuberculocidal against *Mycobacterium bovis* BCG by the Log Reduction Suspension test within 1 minute at 20°C.

Effective against *Klebsiella pneumoniae* in 4 minutes.

Kills Methicillin-resistant *Staphylococcus aureus* (MRSA) in 5 minutes.

KILLS HIV ON PRE-CLEANED ENVIRONMENTAL SURFACES/OBJECTS PREVIOUSLY SOILED WITH BLOOD/BODY FLUIDS in 1 minute at room temperature (20-25°C) in healthcare settings or other settings in which there is an expected likelihood of soiling of inanimate environmental surfaces with blood or body fluids, and in which the environmental surface likely to be soiled with blood or body fluids can be associated with the potential for transmission of human immunodeficiency Virus Type I (HIV-I).

Kills dangerous viruses such as Influenza A2/Hong Kong and Herpes Simplex II in 1 minute.

Kills Rhinovirus in 1 minute.

Kills *Candida albicans* in 4 minutes at 20°C.

Kills Vaccinia virus and Adeno virus Type 5 in 1 minute

Kills Pseudorabies virus in 1 minute

2 7 6

FRONT PANEL (CON'T)

Kills Vancomycin Resistant Enterococcus (VRE) in 5 minutes.

Kills Escherichia coli (E-Coli) in 5 minutes.

Convenient - Premeasured - premoistened.

ACTIVE INGREDIENTS:

n-Alkyl (68% C12, 32% C14)
dimethyl ethylbenzyl ammonium chloride..... 0.25%
n-Alkyl (60%C14, 30%C16, 5%C12, 5%C18)
dimethyl benzyl ammonium chloride.....0.25%
Isopropyl alcohol.....55%

INERT INGREDIENTS.....44.5%

TOTAL.....100.00%

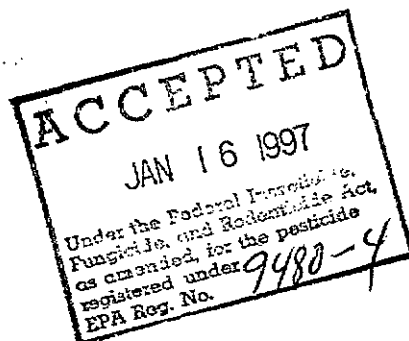
Keep Out of Reach of Children

CAUTION

See back panel for additional precautionary statements

CONTENTS	# OF CLOTHS	SIZE
----------	-------------	------

EPA Reg. No. 9480-4	EPA Est. No. 9480-NY 1
---------------------	------------------------



BACK PANEL**A Dual chain Quaternary/Alcohol Solution Impregnated in a Wiping Cloth**

A non-woven disposable cloth for use in hospitals and other critical care areas where control of the hazards of cross-contamination is required. Use on surfaces and equipment such as stainless steel, Formica, glass, tables, carts, baskets, counters, cabinets, telephones and other hard non-porous surfaces.

Some Areas of Use: Hard surfaces in: surgery, recovery, anesthesia, x-ray CAT lab, emergency room, new-born nursery, respiratory therapy, radiology and central supply.

"This product is not to be used as a terminal sterilant/high level disinfectant on any surface or instrument that (1) is introduced directly into the human body, either into or in contact with the bloodstream or normally sterile areas of the body, or (2) contacts intact mucous membranes but which does not ordinarily penetrate the blood barrier or otherwise enter normally sterile areas of the body. This product may be used to preclean or decontaminate critical or semi-critical medical devices prior to sterilization or high level disinfection"

Special Instructions for Cleaning and Decontamination against HIV-1 for Surfaces or objects soiled with blood or body fluids:

PERSONAL PROTECTION-When using the disinfectant cloth wear disposable latex gloves, protective gowns, face masks, or eye coverings as appropriate when handling HIV-1 infected blood or body fluids.

CLEANING PROCEDURES-All blood and other body fluids must be thoroughly cleaned from surface and objects before a disinfection by the cloth. Open, unfold first disinfectant cloth to remove gross filth.

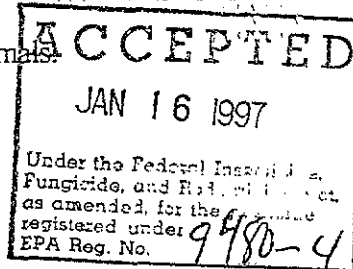
CONTACT TIME-Use second disinfectant cloth to thoroughly wet surface. Allow to remain wet for 1 minute. Let air dry. Although efficacy at a 1 minute contact time has been shown to be adequate against HIV-1, this time would not be sufficient for other organisms. Use listed disinfection times against all of the organisms claimed.

Disposal of Infectious Materials: Dispose of used towelette in accordance with local regulations for infectious waste disposable.

Direction for Use: It is a violation of Federal Law to use this product in a manner inconsistent with its labeling.

Dispenser Directions: To start feed, remove large cover and discard seal from container. From center of towelette roll, pull up a towelette corner, twist it into a point and thread it through the hold in the container cover. Pull through about one inch. Replace cover. Pull out first towelette and snap off at a 90° angle. Remaining towelettes pop-up automatically ready for next use. When not in use, keep small center cap closed to prevent moisture loss. Open, unfold, wipe to remove gross filth. Use second towel to thoroughly wet surface. Allow to remain wet 5 minutes, where required. Let air dry.

Precautionary Statements: Hazards to humans and domestic animals.

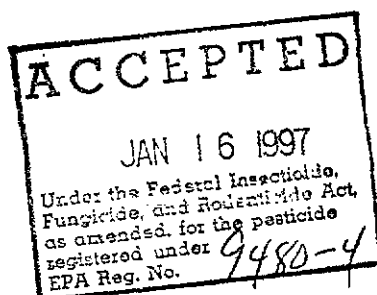


4 7 6

Caution: Avoid contact with eyes. In case of eye contact, flush with plenty of water for at least 15 minutes. If irritation persists, call a physician

Storage and Disposal: Do not reuse empty container. Wrap container and put in trash collection. Do not reuse towel. Dispose of used towel in trash.

DO NOT STORE NEAR HEAT OR OPEN FLAME. FLAMMABLE



5 7 6

DIRECTIONS FOR USE: TO DISINFECT NON FOOD CONTACT SURFACES

It is a violation of Federal Law to use this product in a manner inconsistent with its labeling.

TOWELETTE:

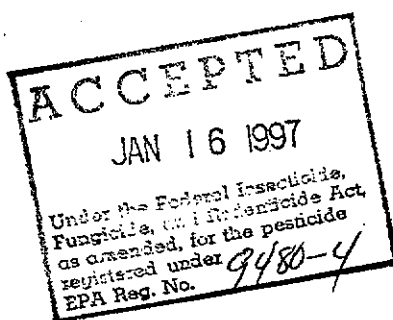
Remove gross filth. Open, unfold, wipe to thoroughly wet surface. Allow to remain wet five (5) minutes, let air dry followed by a potable water rinse.

DISPENSER:

To start feed: Remove large cover and discard seal from container. From center of towelette roll, pull up towelette corner, twist it into a point and thread it through the hole in the container cover. Pull through about one (1) inch. Replace cover. Pull out first towelette and snap off at a 90° angle. Remaining towelettes feed automatically ready for next use. When through using, keep small center cap closed to prevent moisture loss.

DIRECTIONS FOR USE:

Open, unfold, wipe to remove gross filth. Use second towel to thoroughly wet surface. Allow to remain wet for five (5) minutes where required, let air dry followed by a potable water rinse.



BACK PANEL

DIRECTIONS FOR USE: TO DISINFECT FOOD CONTACT SURFACES

It is a violation of Federal Law to use this product in a manner inconsistent with its labeling.

TOWELETTE:

Remove gross filth. Open, unfold, wipe to thoroughly wet surface. Allow to remain wet five (5) minutes, let air dry followed by a potable water rinse.

DISPENSER:

To start feed: Remove large cover and discard seal from container. From center of towelette roll, pull up towelette corner, twist it into a point and thread it through the hole in the container cover. Pull through about one (1) inch. Replace cover. Pull out first towelette and snap off at a 90° angle. Remaining towelettes feed automatically ready for next use. When through using, keep small center cap closed to prevent moisture loss.

Directions for use:

Open, unfold, wipe to remove gross filth. Use second towel to thoroughly wet surface. Allow to remain wet for five (5) minutes, let air dry followed by a potable water rinse.

PDI, The Health care Division of Nice Pak Products,
Two Nice Pak Park
Orangeburg, NY 10962

sscmast3.doc

