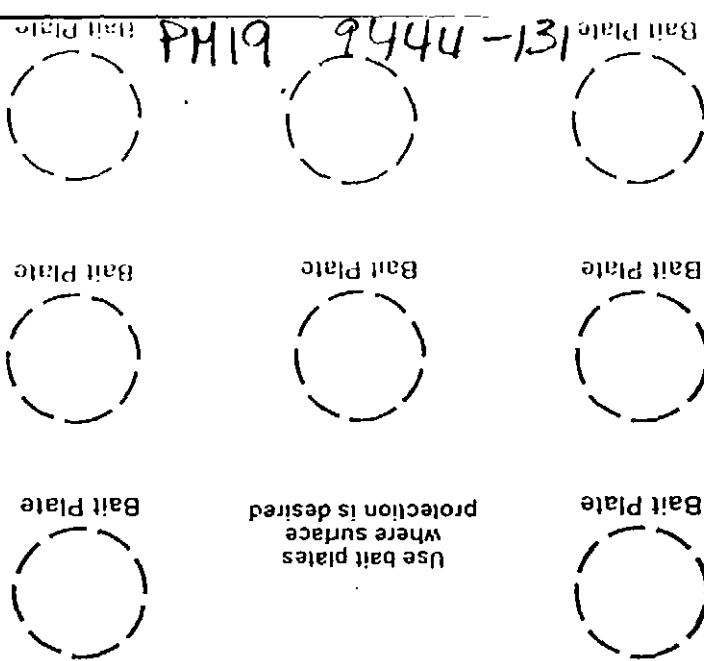


10/2

Proposed Outer  
Packaging Label



**ACCEPTED**  
**1 OCT 1993**  
 Under the Federal Insecticide, Fungicide, and Rodenticide Act, and the Federal Food, Drug, and Cosmetic Act, this pesticide is registered under the FIFRA Act, Reg. No. 9444-131

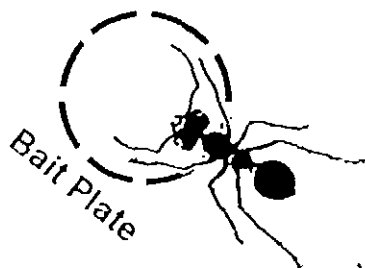
# DRAX®

## ANT KIL-GEL

For the Control of Sugar-Feeding Ants in Homes

Active Ingredients:  
 Orthoboric Acid . . . . . 5%  
 Inert Ingredients . . . . . 95%  
 Total . . . . . 100%

Contents:  
 One 1.5 oz Bottle  
 Eight Bait Plates  
 Detailed Instructions on Back



Made in U.S.A.  
Printed in U.S.A.

- Attractant proven more effective than those in other baits
- Controls in 7 days - indoors or outdoors

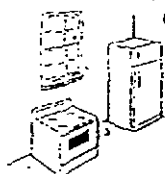
**CAUTION: Keep out of reach of children and pets and away from foods. (See bottle for details.)**

EPA Reg. No. 9444-131  
EPA Est. No. 9444-1-A-1

2012  
H3

### Ant Control Tips From The Experts

Fast effective ant control - indoors or outdoors. Use  
DRAX ANT KIL GEL directly from the unbreakable  
bottle, or on handy bait plates



For Indoor Use...  
Apply anywhere ants are seen.

Plus, around water pipes, baseboards,  
in cracks and crevices, on or near shelves

For Outdoor Use... Apply directly on ant mounds



And in cracks and  
crevices and on  
window and door sills

For disposal method of empty bottle,  
see instructions on bottle. Do not use in areas  
accessible to children and pets.

### Get Here for Ant Control Tips

#### DRAX ANT KIL GEL


Attracts and kills house ants including pharaoh ants, pavement ants, and other sugar-feeding ants.  
Foraging worker ants feed on Drax Ant Kil Gel and take it back to the  
nest where they feed the rest of their colony - including the queen.

#### Easy to use

1. Tear on bait plates from back of carton.
2. Fill center of each plate with Drax Ant Kil Gel. Place bait plates where ants are seen. Inspect and refill as needed.
3. Wrap plates and discard when ants are no longer seen.

#### Fácil de emplear

1. Separe las plaquitas de cebos de la caja de carton.
2. Llene el centro de cada plaquita con Drax Ant Kil Gel. Coloque las plaquitas de cebo donde se ven las hormigas. Exáminelo y rellénelo como sea necesario.
3. Envuelva las plaquitas y bórralas cuando las hormigas no se ven mas.



Manufactured by  
WATERBURY  
COMPANIES, INC.  
P. O. Box 1812  
Waterbury, CT 06722  
Made in USA

For a list of dealers or for more information, contact your local distributor or call 1-800-4-A-ANTS. For more information, contact your local distributor or call 1-800-4-A-ANTS. For more information, contact your local distributor or call 1-800-4-A-ANTS.