



UNITED STATES ENVIRONMENTAL PROTECTION AGENCY  
WASHINGTON, DC 20460

OFFICE OF CHEMICAL SAFETY  
AND POLLUTION PREVENTION

September 20, 2017

Ms. Debbie Ziehr  
Regulatory Administrator  
The Andersons, Inc.  
P.O. Box 119  
Maumee, OH 45357

Subject: Label Amendment – Adding use rates for bentgrass and updating company name  
Product Name: The Andersons 0.15% Trinexapac-Ethyl + Fertilizer  
EPA Registration Number: 9198-245  
Application Date: 02/01/2017  
Decision Number: 526025

Dear Ms. Ziehr:

The amended label referred to above, submitted in connection with registration under the Federal Insecticide, Fungicide and Rodenticide Act, as amended, is acceptable. This approval does not affect any conditions that were previously imposed on this registration. You continue to be subject to existing conditions on your registration and any deadlines connected with them.

A stamped copy of your labeling is enclosed for your records. This labeling supersedes all previously accepted labeling. You must submit one copy of the final printed labeling before you release the product for shipment with the new labeling. In accordance with 40 CFR 152.130(c), you may distribute or sell this product under the previously approved labeling for 18 months from the date of this letter. After 18 months, you may only distribute or sell this product if it bears this new revised labeling or subsequently approved labeling. "To distribute or sell" is defined under FIFRA section 2(gg) and its implementing regulation at 40 CFR 152.3.


Should you wish to add/retain a reference to the company's website on your label, then please be aware that the website becomes labeling under the Federal Insecticide Fungicide and Rodenticide Act and is subject to review by the Agency. If the website is false or misleading, the product would be misbranded and unlawful to sell or distribute under FIFRA section 12(a)(1)(E). 40 CFR 156.10(a)(5) list examples of statements EPA may consider false or misleading. In addition, regardless of whether a website is referenced on your product's label, claims made on the website may not substantially differ from those claims approved through the registration process. Therefore, should the Agency find or if it is brought to our attention that a website contains false or misleading statements or claims substantially differing from the EPA approved registration, the website will be referred to the EPA's Office of Enforcement and Compliance.

Your release for shipment of the product constitutes acceptance of these conditions. If these conditions are not complied with, the registration will be subject to cancellation in accordance

Page 2 of 2  
EPA Reg. No. 9198-245  
Decision No. 526025

with FIFRA section 6. If you have any questions, please contact Kathryn Montague by phone at 703-305-1243, or via email at [montague.kathryn@epa.gov](mailto:montague.kathryn@epa.gov).

Sincerely,

A handwritten signature in black ink that reads "Kathryn V. Montague". The signature is written in a cursive style with a long, sweeping horizontal line extending from the end of the name.

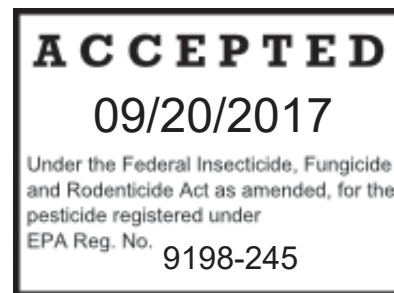
Kathryn Montague, Product Manager 23  
Herbicide Branch  
Registration Division (7505P)  
Office of Pesticide Programs

Enclosure

## The Andersons 0.15% Trinexapac-ethyl + Fertilizer

### Optional marketing claims:

- Use during times of undesirable heavy grass growth when the opportunity for mowing is limited
- Use when away from home for a long period
- Take a vacation from mowing your lawn
- Eliminate mowing during vacations
- Less time in the lawn is more time with your family
- Less mowing means less fuel use
- Save money by mowing less
- Reduce air pollution by mowing less
- Reduce fertilizer needs by 30%
- Save money by using less fertilizer
- Use on steeply sloped ground
- Use when mowing is prohibited because of air pollution restrictions
- Use as a *green edger*, in lawn border areas
- Use around mowing obstacles, such as fences, trees, shrubs, ornamentals, and flowerbeds
- Reduce clipping volume by up to half
- Allows for longer interval between mowings, or quicker and easier mowings
- Improves turf density and durability
- Frequently reduces watering requirements and increases green color
- Will not harm neighboring plants
- Seed germination is not affected
- Does not kill the grass like other chemical edger products
- Watering in is not required
- Extensively used on golf courses
- Mow less
- Reduce mowing by up to half
- Improve turf quality\*  
\*through increased turf density
- Exclusive granular formula
- Exclusive 2-way action
- Ready to spread granules
- For soil & turf
- Easy spreading granules
- Be the envy of the neighborhood
- Safe for the turf when used as directed
- Won't burn the turf when used as directed
- Safe for use around flower gardens when used as directed
- Reduces your lawns ozone production
- Makes your whole neighborhood green – with envy
- Biodegradable\*  
\*Or biosoluble
- Allows you to reduce your mowing height
- Shorter is better
- Ideal for high visibility areas
- Mow less often and reduce grass clippings
- Apply monthly\*  
\*During the growing period, but do not exceed a total of 38.25 lbs. per 1,000 sq. ft. (2.5 lb. a.i/A) per year.



**Active Ingredient:**

Trinexapac-ethyl (CAS No. 95266-40-3) .....	0.15%
Other Ingredients: .....	<u>99.85%</u>
<b>Total:</b>	100.00%

**KEEP OUT OF REACH OF CHILDREN.**

**CAUTION**

See back panel for additional precautionary statements.

EPA Reg. No. 9198-245  
EPA Est.

\_\_\_\_\_ pounds  
Net Weight

Treats up to \_\_\_\_\_ sq. ft.

**Guaranteed Analysis**

Total Nitrogen (N).....	X%
Available Phosphate (P <sub>2</sub> O <sub>5</sub> ) .....	X%
Soluble Potash (K <sub>2</sub> O).....	X%

Plant Nutrients Derived From:

*For products being sold into states with requirement for fertilizers:*

Information regarding the contents and levels of metals in this product is available on the internet at <http://www.regulatory-info-ap-com>

<b>FIRST AID</b>
<b>If in eyes:</b> Hold eye open and rinse slowly and gently with water for 15-20 minutes. Remove contacts lenses, if present, after the first 5 minutes, then continue rinsing eye. Call a poison control center or doctor for treatment advice.
<b>If on skin or clothing:</b> Take off contaminated clothing. Rinse skin immediately with plenty of water for 15-20 minutes. Call a poison control center or doctor for treatment advice.
<b>If swallowed:</b> Call a poison control center or doctor for treatment advice. Have person sip a glass of water if able to swallow. Do not induce vomiting unless told to by a poison control center or doctor. Do not give anything by mouth to an unconscious person.
<b>If inhaled:</b> Move person to fresh air. If person is not breathing, call 911 or an ambulance, then give artificial respiration, preferably mouth-to-mouth if possible. Call a poison control center or doctor for treatment advice.
Have the product container or label with you when calling a poison control center or doctor or going for treatment. You may also contact 1-800-757-8951 for emergency medical treatment information.

**PRECAUTIONARY STATEMENTS**

**Hazards to Humans and Domestic Animals**

CAUTION: Causes moderate eye irritation. Avoid contact with eyes or clothing. Wear protective eyewear. Wash thoroughly with soap and water after handling and before eating, drinking, chewing gum, or using tobacco.

**Environmental Hazards**

Runoff may be hazardous to aquatic organisms in neighboring areas. To protect the environment, do not allow pesticide to enter or run off into storm drains, drainage ditches, gutters or surface waters. Applying this product in calm weather when rain is not predicted for the next 24 hours will help to ensure that wind or rain does not blow or wash pesticide off the treatment area. Sweeping any product that lands on a driveway, sidewalk, or street, back onto the treated area of the lawn or garden will help prevent run off to water bodies or drainage systems.

**DIRECTIONS FOR USE**

It is a violation of federal law to use this product in a manner inconsistent with its labeling. Read entire label before using this product. **FAILURE TO FOLLOW THE DIRECTIONS FOR USE AND PRECAUTIONS ON THIS LABEL MAY RESULT IN UNEVEN GROWTH REDUCTION OR SEVERELY STUNTED TURF.**

For use on home lawns, sports turf and other turf areas.

The Andersons 0.15% Trinexapac-ethyl + Fertilizer is a product that allows the user to reduce lawn-mowing by half for a period of about four weeks. The amount of product needed depends on the region and grass type. See the use rate charts below.

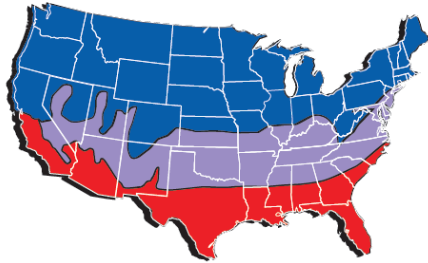
**HOW TO USE**

**For best results:**

Multiple applications should be made throughout the growing season, but do not exceed a total of 38.25 lbs. per 1,000 sq. ft. (2.5 lb. a.i./A) per year. Make subsequent applications every 4 weeks during the growing period for your zone. Do not water The Andersons 0.15% Trinexapac-ethyl + Fertilizer in, and avoid application just before a rainfall. Be sure the lawn has adequate fertility when this product is applied. Avoid excessive traffic on the treated area for 24 hours following application.

Use the Turf Types map below to determine whether your grass is Cool Season or Warm Season. Follow the directions for your specific grass type.

**Turf Types**



Blue Zone = Cool Season Turf, use Cool Season Rates chart

Purple Zone = Warm or Cool Season Turf (Transition Zone)

If your lawn typically turns straw brown in the winter, use the Warm Season Rates chart. If your lawn typically retains a green tint all winter, use the Cool Season Rates chart. Note that some lawns may contain areas of each type.

Red Zone = Warm Season Turf, use Warm Season Rates chart

**Overall lawn treatment**

**How to apply**

Apply product evenly, using a properly calibrated granular fertilizer spreader which will uniformly distribute the product over the target area. Avoid skips as uneven growth or temporary grass discoloration may occur.

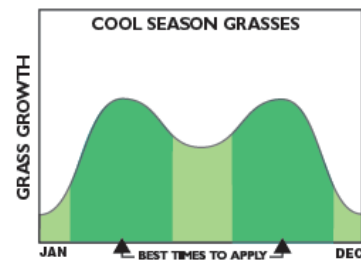
**Expected results**

Growth control begins about 3-5 days after the first application.

**Cool Season Turf**

**When to apply**

The best time to apply is in the Spring, beginning mid-April through early May, or when daily highs begin to approach or exceed 60° F for several consecutive days. Apply when lawn is actively growing and temperatures are at least in the 50°s F. Discontinue use before the onset of hot weather when the grass growth rate normally slows down on its own, or when daily highs exceed 75° F for several consecutive days.



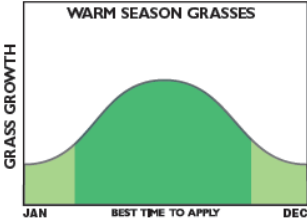
**How Much to Apply:**

Turf Type	Lbs. product per 1,000 sq. ft.
Bentgrass Greens	0.77-1.07
Kentucky Bluegrass Fine (Red) Fescue Turf Type Tall Fescues Bluegrass/Fescue/Ryegrass Mixtures Bentgrass (cut at 0.5 inch or higher)	5.2
Kentucky-31 Tall Fescue Perennial Ryegrass	6.7

**Warm Season Turf**

**When to apply**

The best time to apply is Spring through Fall, beginning about one month after grass turns green or after second mowing. Discontinue use with the onset of cooler weather in the Fall, or about one month before turf begins to go dormant. Warm-Season grasses slow their growth rate when daily temperature highs fall below 80° F for several consecutive days.



**How Much to Apply:**

Turf Type	Lbs. product per 1,000 sq. ft.
Tifdwarf & other Hybrid grasses Zoysiagrass	1.7
Tifway Bermudagrass St. Augustine (best when applied to wet turf) Bahia grass	2.6
Centipedegrass	4.0
Turf Type Tall Fescues Common Bermudagrass	5.2

**Green Edging**

Using this product in an area which requires manual edging or trimming, this product saves a great deal of time and effort.

**How to apply**

Use a drop spreader, shaker can or other device designed for edging application. Apply the product evenly to cover the turf in a narrow strip.

**Where to Use**

Spread the product to cover hard-to-mow borderline areas around buildings, sidewalks, drives, fences, trees, and ornamental beds, or on steeply sloped areas.

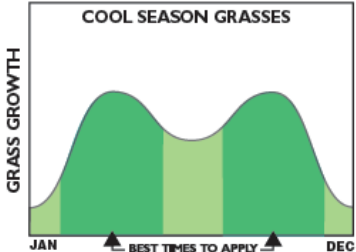
**Expected results**

Unlike other chemical edger products, The Andersons 0.15% Trinexapac-ethyl + Fertilizer does not kill your grass or ornamental plantings, leaving unsightly brown areas. Growth control begins about 3-5 days after the first application.

**Cool Season Turf**

**When to apply**

The best time to apply is in the Spring, beginning mid-April through early May, or when daily highs begin to approach or exceed 60° F for several consecutive days. Apply when lawn is actively growing and temperatures are at least in the 50°s F. Discontinue use before the onset of hot weather when the grass growth rate normally slows down on its own, or when daily highs exceed 75° F for several consecutive days.



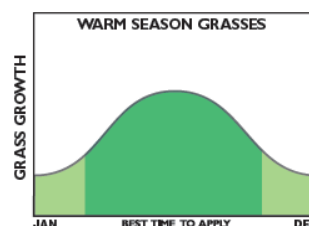
**How Much to Apply:**

<b>Turf Type</b>	<b>Lbs. product per 1000 sq. ft.</b>
Kentucky Bluegrass Fine (Red) Fescue Turf Type Tall Fescues Bluegrass/Fescue/Ryegrass Mixtures Bentgrass (cut at 0.5 inch or higher) Kentucky-31 Tall Fescue Perennial Ryegrass	6.7

**Warm Season Turf**

**When to apply**

The best time to apply is Spring through Fall, beginning about one month after grass turns green or after second mowing. Discontinue use with the onset of cooler weather in the Fall, or about one month before turf begins to go dormant. Warm-Season grasses slow their growth rate when daily temperature highs fall below 80° F for several consecutive days.



<b>Turf Type</b>	<b>Lbs. product per 1000 sq. ft.</b>
Tifway Bermudagrass Zoysiagrass	5.2
Tifdwarf & other Hybrid grasses	4.0 or 5.2 <sup>1</sup>
St. Augustine Common Bermudagrass Bahia	6.7 or 13.5 <sup>1</sup>
Centipedegrass	6.7

<sup>1</sup>Use the higher rate to reduce the unwanted growth of the turfgrass into adjacent areas, such as flower beds.

**USE PRECAUTIONS**

Avoid applying when grass is under stress or enters dormancy from heat or drought to prevent yellowing. If temporary discoloration is a concern, test on a small area before applying to entire lawn. If any temporary objectionable discoloration occurs, usually lasting only one or two weeks, the product will need to be used at a reduced rate.

The Andersons 0.15% Trinexapac-ethyl + Fertilizer provides more suppression when turfgrasses are mowed at lower mowing heights. Raise the mowing height when turf undergoes stress or enters dormancy due to heat or drought.

The Andersons 0.15% Trinexapac-ethyl + Fertilizer use rates may need to be reduced up to 50% for turfgrass grown under conditions of low fertility, compaction, or other factors such as drought, which stress the turf.

Minimize applications into adjacent areas, such as gardens and flower beds.



## USE RESTRICTIONS

- Do not mow 24 hours after applying to avoid removing product from the lawn.
- Do not mow 4 hours before applying to avoid potential turfgrass injury.
- Do not apply this product to grasses not listed on the label.
- Do not graze treated areas or feed clippings to livestock.
- Do not *scalp* the lawn and do not remove more than about 1/3 of the leaf height.

## FERTILIZATION

Use of this product reduces your lawn's nutritional needs by up to 30%.

## SUGGESTED SPREADER SETTINGS

(Available at Final Printing)

**Broadcast spreaders:** For best results, apply in a circular path starting on the outside and working toward the center. Follow swath width recommendation for your spreader.

**Drop Spreaders:** First, apply 2 border strips along the edge of each end of the lawn. Then apply product along the length of the lawn, overlapping slightly and shutting off the spreader before turning as you reach the edge of the border strips.

**Important:** The directions for use on this quality lawn care product must be followed carefully. Measure the size of the area to be treated and do not over or under apply. Spreader settings are approximate. Differences may occur due to condition of spreader, speed at which applied, and roughness of area treated. Calibrate spreader prior to use according to the manufacturer's directions. Check frequently to be sure equipment is working properly and distributing uniformly. Close spreader when filling, stopping or turning. Do not hand spread. Fill spreader over a hard surface. Promptly clean-up any spills.

## STORAGE AND DISPOSAL

Do not contaminate water, food, or feed by storage and disposal.

### Pesticide Storage

Store in a cool, dry place. Keep container closed and away from food, feedstuffs, and domestic water supplies.

### Container Disposal

**If empty:** Nonrefillable container. Do not reuse or refill this container. Offer for recycling, if available.

**If partly filled:** Call your local solid waste agency for disposal instructions. Never place unused product down any indoor or outdoor drain.

## IMPORTANT: READ BEFORE USE:

Read the entire Directions for Use and the Warranty Disclaimer and Limitation of Liability before using this product. If terms are not acceptable, return the unopened product container at once. By using this product, user or Buyer accepts the following Warranty Disclaimer and Limitation of Liability:

### WARRANTY DISCLAIMER and LIMITATION of LIABILITY:

Manufacturer warrants that this product conforms to the chemical description on the label and is reasonably fit for the purposes stated on the label when used in strict accordance with the directions. Manufacturer makes NO OTHER EXPRESS OR IMPLIED WARRANTY OF MERCHANTABILITY OR FITNESS FOR A PARTICULAR PURPOSE. To the extent consistent with applicable law, it is Manufacturer's intent to LIMIT ANY LIABILITY FOR SPECIAL, CONSEQUENTIAL OR INCIDENTAL ECONOMIC DAMAGES to refund of purchase price or replacement of product, at Buyer's choice. To the extent consistent with applicable law, Manufacturer DISCLAIMS ANY LIABILITY FOR COMPENSATORY OR OTHER DAMAGES ARISING OUT OF ANY USE CONTRARY TO LABEL DIRECTIONS. Use contrary to label directions is not permitted.

**LEGAL RIGHTS:**

THIS LIMITED WARRANTY GIVES YOU SPECIFIC LEGAL RIGHTS; YOU MAY HAVE OTHER RIGHTS THAT VARY FROM STATE/JURISDICTION TO STATE/JURISDICTION.

©2017 The Andersons

For more information, visit {*website address*}.

Manufactured by:  
The Andersons, Inc.  
P.O. Box 119  
Maumee, OH 43537

---

Date Printed	9/20/17
Date Approved	3/16/09
Supersedes	3/16/09
Label Changes	Amendment – added Bentgrass Greens
Filename	9198-245
Label Code	AMDnot09202017