

9198-245

3/16/2009

1/10



U.S. ENVIRONMENTAL PROTECTION AGENCY

Office of Pesticide Programs
Registration Division (7505P)
Ariel Rios Building
1200 Pennsylvania Ave., NW
Washington, D.C. 20460

EPA Reg. Number:

Date of Issuance:

9198-245

16 MAR 2009

Term of Issuance: conditional

Name of Pesticide Product:

The Andersons 0.15%
Trinexapac-ethyl+Fertilizer

NOTICE OF PESTICIDE:

[x] Registration
[] Reregistration
(under FIFRA, as amended)

Name and Address of Registrant (include ZIP Code):
The Anderson Lawn Fertilizer Division, Inc.
d/b/a Freed Flow Fertilizer
P.O. Box 119
Maumee, OH 43537

Note: Changes in labeling differing in substance from that accepted in connection with this registration must be submitted to and accepted by the Registration Division prior to use of the label in commerce. In any correspondence on this product always refer to the above EPA registration number.

On the basis of information furnished by the registrant, the above named pesticide is hereby registered/reregistered under the Federal Insecticide, Fungicide and Rodenticide Act. Registration is in no way to be construed as an endorsement or recommendation of this product by the Agency. In order to protect health and the environment, the Administrator, on his motion, may at any time suspend or cancel the registration of a pesticide in accordance with the Act. The acceptance of any name in connection with the registration of a product under this Act is not to be construed as giving the registrant a right to exclusive use of the name or to its use if it has been covered by others.

This product is conditionally registered in accordance with FIFRA sec. 3(c)(7)(A) provided that you:

- 1. Submit and/or cite all data required for registration/re-registration review of your product when the Agency requires all registrants of similar products to submit data.
2. Submit the data listed below:
a. Within one year of the date on this registration notice, submit Storage Stability (830.6317) and Corrosion Characteristics (830.6320) studies.
3. Make the following label changes:
a. Change the Hazards to Humans and Domestic Animals to read "Causes moderate eye irritation. Avoid contact with eyes or clothing. [Wear protective eyewear.]* Wash thoroughly with soap and water after handling and before eating, drinking, chewing gum, or using tobacco."
*[Protective eyewear may be specified, if appropriate]
b. On the last page, change heading to Important: Read Before Use:

Signature of Approving Official:

Joanne I. Miller
Product Manager 23
Herbicide Branch
Registration Division (7505P)

Handwritten signature of Joanne I. Miller

Date:

16 MAR 2009

page 2
EPA Reg. No. 9198-245

c. Revise the EPA Registration Number to read, **“EPA Reg. 9198-245”**.

Submit one copy of the revised final printed label for the record.

If these conditions are not complied with, the registration will be subject to cancellation in accordance with FIFRA sec. 6(e). Your release for shipment of the product constitutes acceptance of these conditions.

A stamped copy of the label is enclosed for your records.

The Andersons 0.15% Trinexapac-ethyl + Fertilizer

Optional marketing claims:

- Use during times of undesirable heavy grass growth when the opportunity for mowing is limited
- Use when away from home for a long period
- Take a vacation from mowing your lawn
- Eliminate mowing during vacations
- Less time in the lawn is more time with your family
- Less mowing means less fuel use
- Save money by mowing less
- Reduce air pollution by mowing less
- Reduce fertilizer needs by 30%
- Save money by using less fertilizer
- Use on steeply sloped ground
- Use when mowing is prohibited because of air pollution restrictions
- Use as a *green edger*, in lawn border areas
- Use around mowing obstacles, such as fences, trees, shrubs, ornamentals, and flowerbeds
- Reduce clipping volume by up to half
- Allows for longer interval between mowings, or quicker and easier mowings
- Improves turf density and durability
- Frequently reduces watering requirements and increases green color
- Will not harm neighboring plants
- Seed germination is not affected
- Does not kill the grass like other chemical edger products
- Watering in is not required
- Extensively used on golf courses
- Mow less
- Reduce mowing by up to half
- Improve turf quality*
*through increased turf density
- Exclusive granular formula
- Exclusive 2-way action
- Ready to spread granules
- For soil & turf
- Easy spreading granules
- Be the envy of the neighborhood
- Safe for the turf
- Won't burn the turf
- No harmful chemicals
- Contains recycled materials
- Safe for use around flower gardens
- Reduces your lawns ozone production
- Makes your whole neighborhood green – with envy
- Biodegradable*
*Or biosoluble
- Allows you to reduce your mowing height
- Shorter is better
- Ideal for high visibility areas

Active Ingredient:	
Trinexapac-ethyl (CAS No. 95266-40-3)	0.15%
Other Ingredients:	99.85%
Total:	100.00%

ACCEPTED
with COMMENTS
in EPA Letter Dated

16 MAR 2009
Under the Federal Insecticide,
Fungicide, and Rodenticide Act
as amended; for the pesticide
registered under EPA Reg. No.

9198-245

KEEP OUT OF REACH OF CHILDREN.

CAUTION

See back panel for additional precautionary statements.

EPA Reg. No. 9198-XXX
EPA Est.

_____ pounds
Net Weight

Treats up to _____ sq. ft.

5/10

Guaranteed Analysis

Total Nitrogen (N)	X%
Available Phosphate (P ₂ O ₅)	X%
Soluble Potash (K ₂ O)	X%

Plant Nutrients Derived From:

For products being sold into states with requirement for fertilizers:

Information regarding the contents and levels of metals in this product is available on the internet at <http://www.regulatory-info-ap-com/>

FIRST AID

If in eyes: Hold eye open and rinse slowly and gently with water for 15-20 minutes. Remove contacts lenses, if present, after the first 5 minutes, then continue rinsing eye. Call a poison control center or doctor for treatment advice.

If on skin or clothing: Take off contaminated clothing. Rinse skin immediately with plenty of water for 15-20 minutes. Call a poison control center or doctor for treatment advice.

If swallowed: Call a poison control center or doctor for treatment advice. Have person sip a glass of water if able to swallow. Do not induce vomiting unless told to by a poison control center or doctor. Do not give anything by mouth to an unconscious person.

If inhaled: Move person to fresh air. If person is not breathing, call 911 or an ambulance, then give artificial respiration, preferably mouth-to-mouth if possible. Call a poison control center or doctor for treatment advice.

Have the product container or label with you when calling a poison control center or doctor or going for treatment. You may also contact 1-800-757-8951 for emergency medical treatment information.

PRECAUTIONARY STATEMENTS

Hazards to Humans and Domestic Animals

Causes eye irritation. Do not get in eyes. Harmful if swallowed or absorbed through skin. Avoid contact with skin or clothing.

Environmental Hazards

Runoff may be hazardous to aquatic organisms in neighboring areas. To protect the environment, do not allow pesticide to enter or run off into storm drains, drainage ditches, gutters or surface waters. Applying this product in calm weather when rain is not predicted for the next 24 hours will help to ensure that wind or rain does not blow or wash pesticide off the treatment area. Sweeping any product that lands on a driveway, sidewalk, or street, back onto the treated area of the lawn or garden will help prevent run off to water bodies or drainage systems.

DIRECTIONS FOR USE

It is a violation of federal law to use this product in a manner inconsistent with its labeling.

Read entire label before using this product. **FAILURE TO FOLLOW THE DIRECTIONS FOR USE AND PRECAUTIONS ON THIS LABEL MAY RESULT IN UNEVEN GROWTH REDUCTION OR SEVERELY STUNTED TURF.**

For use on home lawns, sports turf and other turf areas.

The Andersons 0.15% Trinexapac-ethyl + Fertilizer is a revolutionary product that allows the user to reduce lawn-mowing by half for a period of about four weeks while providing needed turf nutrition. The amount of product needed depends on the region and grass type. See the use rate charts below.

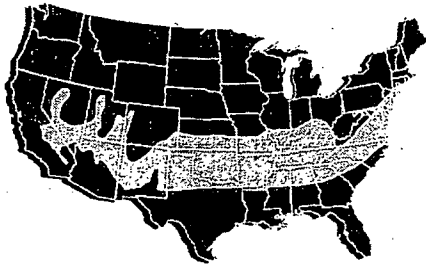
HOW TO USE

For best results:

Multiple applications should be made throughout the growing season, but do not exceed a total of 38.25 lbs. per 1,000 sq. ft. (2.5 lb. a.i./A) per year. Make subsequent applications every 4 weeks during the growing period for your zone. Do not water The Andersons 0.15% Trinexapac-ethyl + Fertilizer in, and avoid application just before a rainfall. Be sure the lawn has adequate fertility when this product is applied. Avoid excessive traffic on the treated area for 24 hours following application.

Use the Turf Types map below to determine whether your grass is Cool Season or Warm Season. Follow the directions for your specific grass type.

Turf Types



Blue Zone = Cool Season Turf, use Cool Season Rates chart

Purple Zone = Warm or Cool Season Turf (Transition Zone)

If your lawn typically turns straw brown in the winter, use the Warm Season Rates chart. If your lawn typically retains a green tint all winter, use the Cool Season Rates chart. Note that some lawns may contain areas of each type.

Red Zone = Warm Season Turf, use Warm Season Rates chart

Overall lawn treatment

How to apply

Apply product evenly, using a properly calibrated granular fertilizer spreader which will uniformly distribute the product over the target area. Avoid skips and excessive overapplications as uneven growth or temporary grass discoloration may occur.

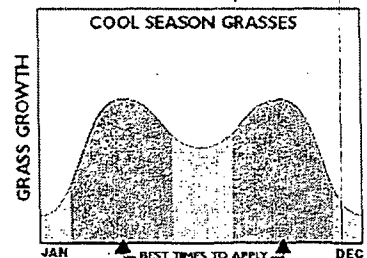
Expected results

Growth control begins about 3-5 days after the first application.

Cool Season Turf

When to apply

The best time to apply is in the Spring, beginning mid-April through early May, or when daily highs begin to approach or exceed 60° F for several consecutive days. Apply when lawn is actively growing and temperatures are at least in the 50°s F. Discontinue use before the onset of hot weather when the grass growth rate normally slows down on its own, or when daily highs exceed 75° F for several consecutive days.



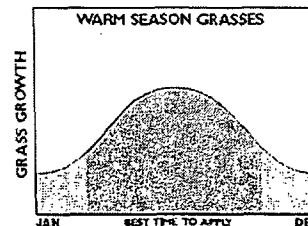
How Much to Apply:

Turf Type	Lbs. product per 1,000 sq. ft.
Kentucky Bluegrass Fine (Red) Fescue Turf Type Tall Fescues Bluegrass/Fescue/Ryegrass Mixtures Bentgrass (cut at 0.5 inch or higher)	5.2
Kentucky-31 Tall Fescue Perennial Ryegrass	6.7

Warm Season Turf

When to apply

The best time to apply is Spring through Fall, beginning about one month after grass turns green or after second mowing. Discontinue use with the onset of cooler weather in the Fall, or about one month before turf begins to go dormant. Warm-Season grasses slow their growth rate when daily temperature highs fall below 80° F for several consecutive days.



How Much to Apply:

Turf Type	Lbs. product per 1,000 sq. ft.
Tifdwarf & other Hybrid grasses Zoysiagrass	1.7
Tifway Bermudagrass St. Augustine (best when applied to wet turf) Bahia grass	2.6
Centipedegrass	4.0
Turf Type Tall Fescues Common Bermudagrass	5.2

Green Edging

Using this product in an area which requires manual edging or trimming, this product saves a great deal of time and effort.

How to apply:

Use a drop spreader, shaker can or other device designed for edging application. Apply the product evenly to cover the turf in a narrow strip.

Where to Use

Spread the product to cover hard-to-mow borderline areas around buildings, sidewalks, drives, fences, trees, and ornamental beds, or on steeply sloped areas.

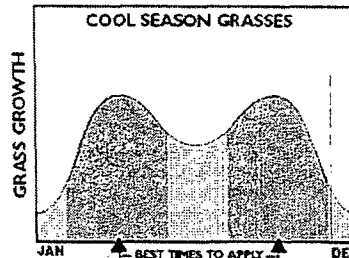
Expected results

Unlike other chemical edger products, The Andersons 0.15% Trinexapac-ethyl + Fertilizer does not kill your grass or ornamental plantings, leaving unsightly brown areas. Growth control begins about 3-5 days after the first application.

8/10

Cool Season Turf
When to apply

The best time to apply is in the Spring, beginning mid-April through early May, or when daily highs begin to approach or exceed 60° F for several consecutive days. Apply when lawn is actively growing and temperatures are at least in the 50's F. Discontinue use before the onset of hot weather when the grass growth rate normally slows down on its own, or when daily highs exceed 75° F for several consecutive days.

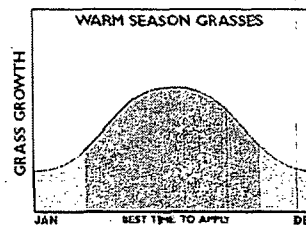


How Much to Apply:

Turf Type	Lbs. product per 1000 sq. ft.
Kentucky Bluegrass Fine (Red) Fescue Turf Type Tall Fescues Bluegrass/Fescue/Ryegrass Mixtures Bentgrass (cut at 0.5 inch or higher) Kentucky-31 Tall Fescue Perennial Ryegrass	6.7

Warm Season Turf
When to apply

The best time to apply is Spring through Fall, beginning about one month after grass turns green or after second mowing. Discontinue use with the onset of cooler weather in the Fall, or about one month before turf begins to go dormant. Warm-Season grasses slow their growth rate when daily temperature highs fall below 80° F for several consecutive days.



Turf Type	Lbs. product per 1000 sq. ft.
Tifway Bermudagrass Zoysiagrass	5.2
Tifdwarf & other Hybrid grasses	4.0 or 5.2 ¹
St. Augustine Common Bermudagrass Bahia grass	6.7 or 13.5 ¹
Centipedegrass	6.7

¹Use the higher rate to reduce the unwanted growth of the turfgrass into adjacent areas, such as flower beds.

USE PRECAUTIONS

Avoid applying when grass is under stress or enters dormancy from heat or drought to prevent yellowing. Do not mow 24 hours after applying to avoid removing product from the lawn. Do not mow 4 hours before applying to avoid potential turfgrass injury. Do not apply this product to grasses not listed on the label.

If temporary discoloration is a concern, test on a small area before applying to entire lawn. If any temporary objectionable discoloration occurs, usually lasting only one or two weeks, the product will need to be used at a reduced rate.

Do not graze treated areas or feed clippings to livestock.

The Andersons 0.15% Trinexapac-ethyl + Fertilizer provides more suppression when turfgrasses are mowed at lower mowing heights. Do not *scalp* the lawn and do not remove more than about 1/3 of the leaf height. Raise the mowing height when turf undergoes stress or enters dormancy due to heat or drought.

The Andersons 0.15% Trinexapac-ethyl + Fertilizer use rates may need to be reduced up to 50% for turfgrass grown under conditions of low fertility, compaction, or other factors such as drought, which stress the turf.

Minimize applications into adjacent areas, such as gardens and flower beds.

FERTILIZATION

Use of this product reduces your lawn's nutritional needs by up to 30%. Additionally this product supplies a portion of the lawn's needs.

SUGGESTED SPREADER SETTINGS

(Available at Final Printing)

Broadcast spreaders: For best results, apply in a circular path starting on the outside and working toward the center. Follow swath width recommendation for your spreader.

Drop Spreaders: First, apply 2 border strips along the edge of each end of the lawn. Then apply product along the length of the lawn, overlapping slightly and shutting off the spreader before turning as you reach the edge of the border strips.

Important: It is important to follow the directions as indicated on this quality lawn care product to avoid over-application. Measure the size of the area to be treated and do not over or under apply. Spreader settings are approximate. Differences may occur due to condition of spreader, speed at which applied, and roughness of area treated. Calibrate spreader prior to use according to the manufacturer's directions. Check frequently to be sure equipment is working properly and distributing uniformly. Close spreader when filling, stopping or turning. Do not hand spread. Fill spreader over a hard surface. Promptly clean-up any spills.

STORAGE AND DISPOSAL

Do not contaminate water, food, or feed by storage and disposal.

Pesticide Storage

Store in a cool, dry place. Keep container closed and away from food, feedstuffs, and domestic water supplies.

Container Disposal

If empty: Nonrefillable container. Do not reuse or refill this container. Offer for recycling, if available.

If partly filled: Call your local solid waste agency for disposal instructions. Never place unused product down any indoor or outdoor drain.

10/10

IMPORTANT: READ BEFORE USE:

Read the entire Directions for Use and the Warranty Disclaimer and Limitation of Liability before using this product. If terms are not acceptable, return the unopened product container at once. By using this product, user or Buyer accepts the following Warranty Disclaimer and Limitation of Liability:

WARRANTY DISCLAIMER and LIMITATION of LIABILITY:

Manufacturer warrants that this product conforms to the chemical description on the label and is reasonably fit for the purposes stated on the label when used in strict accordance with the directions. Manufacturer makes NO OTHER EXPRESS OR IMPLIED WARRANTY OF MERCHANTABILITY OR FITNESS FOR A PARTICULAR PURPOSE. To the extent consistent with applicable law, it is Manufacturer's intent to LIMIT ANY LIABILITY FOR SPECIAL, CONSEQUENTIAL OR INCIDENTAL ECONOMIC DAMAGES to refund of purchase price or replacement of product, at Buyer's choice. To the extent consistent with applicable law, Manufacturer DISCLAIMS ANY LIABILITY FOR COMPENSATORY OR OTHER DAMAGES ARISING OUT OF ANY USE CONTRARY TO LABEL DIRECTIONS. Use contrary to label directions is not permitted.

LEGAL RIGHTS:

THIS LIMITED WARRANTY GIVES YOU SPECIFIC LEGAL RIGHTS; YOU MAY HAVE OTHER RIGHTS THAT VARY FROM STATE/JURISDICTION TO STATE/JURISDICTION. (APXXXXX)

©200_ The Andersons

For more information, visit {*website address*}.

Manufactured by:

The Andersons Lawn Fertilizer Division, Inc.
d/b/a Free Flow Fertilizer
PO Box 119
Maumee, OH 43537

Date Printed	11/13/08
Date Approved	New
Supersedes	New
Label Changes	New
Filename	0.15 label 11-13-08
Label Code	APXXXXXX