

9198-149

11/23/2010

10910



UNITED STATES ENVIRONMENTAL PROTECTION AGENCY
WASHINGTON, D.C. 20460

OFFICE OF CHEMICAL SAFETY
AND POLLUTION PREVENTION

Debbie Ziehr, Regulatory Administrator
The Andersons Lawn Fertilizer Division, Inc.
d/b/a Free Flow Fertilizer
P.O. Box 119
Maumee, OH 43537

NOV 23 2010

Subject: Revised Labeling in Response to EPA Letter, Dated June 15, 2010
The Andersons Easy Weed 'n Green
EPA Reg. No. 9198-149
Your Submission, Dated July 22, 2010

The labeling referred to above, submitted in connection with registration under the Federal Insecticide, Fungicide, and Rodenticide Act (FIFRA), as amended, is acceptable, provided you make the following changes:

1. Revise the disposal instructions. This product is sold in plastic jugs as well as bags that can be used to refill the plastic jugs. EPA has determined that the following disposal instructions are appropriate for these container types:

Plastic jug:

“CONTAINER DISPOSAL:

If empty: Nonrefillable container. Do not reuse or refill this container except with [insert brand name of product sold as refill bag]. Place in trash or offer for recycling, if available.

If partly filled: Call your local solid waste agency for disposal instructions. Never place unused product down any indoor or outdoor drain.”

Refill bag:

“CONTAINER DISPOSAL:

If empty: Nonrefillable container. Do not reuse or refill this container. Place in trash or offer for recycling, if available.

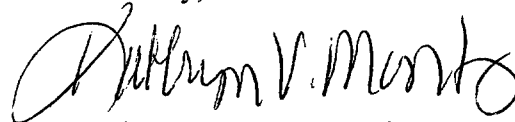
If partly filled: Call your local solid waste agency for disposal instructions. Never place unused product down any indoor or outdoor drain.”

Note: If this product is sold in other container types, please submit revised draft labeling with appropriate disposal instructions for all container types to EPA for approval.

Also, should you wish to retain a reference to the company's website on your label, then please be aware that the website becomes labeling under the Federal Insecticide Fungicide and Rodenticide Act and is subject to review by the Agency. If the website is false or misleading, the product would be misbranded and unlawful to sell or distribute under FIFRA section 12(a)(1)(E). 40 CFR 156.10(a)(5) list examples of statements EPA may consider false or misleading. In addition, regardless of whether a website is referenced on your product's label, claims made on the website may not substantially differ from those claims approved through the registration process. Therefore, should the Agency find or if it is brought to our attention that a website contains false or misleading statements or claims substantially differing from the EPA approved registration, the website will be referred to the EPA's Office of Enforcement and Compliance.

A stamped copy of your label is enclosed for your records. This label supersedes all previously accepted labels for the subject product. You must submit one (1) copy of the final printed label before you release the product for shipment. Products shipped after eighteen (18) months from the date of this letter or the next printing of the label, whichever occurs first, must bear the new, revised label. If these conditions are not complied with, the registration will be subject to cancellation in accordance with FIFRA §6(e). Your release for shipment of the product constitutes acceptance of these conditions.

Sincerely,



Kathryn Montague, Product Manager 23
Herbicide Branch
Registration Division (7505P)
Office of Pesticide Programs

Enclosure

30910

9198-149
Page 1 of 7

ACCEPTED
with COMMENTS
In EPA Letter Dated:
NOV 23 2010
Under the Federal Insecticide,
Fungicide, and Rodenticide Act
as amended, for the pesticide
registered under EPA Reg. No.

9198-149

(FRONT PANEL)

The Andersons Easy Weed 'n Green

Provides weed prevention, and contains X-X-X slow release nitrogen plant food for fertilizing, around listed flowers, vegetables, roses, trees, shrubs and groundcover

- Weed control plus long lasting time release nitrogen plant food
- Stops weeds as they sprout
- Easy top-dispensing canister
- Contains slow release nitrogen plant food
- Stops weeds as they start, for larger and stronger plants
- Easy to use applicator-Apply Dry
- Stops weeds before they start and feeds your plants for a beautiful weed-free garden
- For use around listed flowers, vegetables, trees and shrubs
- To open tear here—easy open—resealable bag!
- For long lasting weed control and feed of: flowers, vegetables, roses, trees & shrubs, ground covers
- Contains Treflan* Herbicide
- Time Released nitrogen – feeds up to 3 months
- Prevents weeds and feeds in one step!
- Stops weeds before they start plus helps plants grow
- Prevents weeds in flower and vegetable gardens & around trees and shrubs
- Anytime application* *apply anytime during the growing season around trees, shrubs and established plants
- Economy Refill Bag!



Stops weeds before they start & feeds with Miracle-Gro® Plant Food.
Easy Open, Resealable Refill bag!

ACTIVE INGREDIENT:

Trifluralin: 0.74%

INERT INGREDIENTS **99.26%**

TOTAL 100.00%

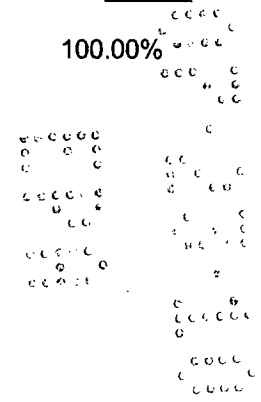
Intended for Residential Use Only

CAUTION

KEEP OUT OF REACH OF CHILDREN
SEE BACK PANEL FOR ADDITIONAL PRECAUTIONARY STATEMENTS

Or for certain labeling types by subregistrants
See side panel booklet for additional precautionary statements.

NET WEIGHT ___ LBS.
TREATS A MINIMUM OF _____ SQ. FT.
EPA Reg. No. 9198-149
EPA Est. 9198-OH-1



(BACK PANEL)

NET WEIGHT __ LBS.
TREATS A MINIMUM OF ____ SQ. FT.

The Andersons Easy Weed 'n Green

Guaranteed Analysis

Total Nitrogen(N).....	9%
Available Phosphoric Acid(P ₂ O ₅).....	17%
Soluble Potash(K ₂ O).....	9%
Sulfur (S).....	4%
4.0% Free Sulfur (S)	

Primary Plant Food derived from: Urea, Muriate of Potash, Ammonium Phosphate and Sulfur.

For products being distributed in Washington state, the following is a mandatory statement:

Information regarding the contents and levels of metals in this product is available on the internet at <http://www.regulatory-info-XX.com>.

PRECAUTIONARY STATEMENTS HAZARDS TO HUMANS AND DOMESTIC ANIMALS

CAUTION: Causes moderate eye irritation. Avoid contact with eyes or clothing. Prolonged or frequently repeated skin contact may cause allergic reactions in some individuals. Users should wash hands before eating, drinking, chewing gum, using tobacco or using the toilet. Users should remove clothing immediately if pesticide gets inside. Then wash thoroughly and put on clean clothing.

FIRST AID

If in eyes:	<ul style="list-style-type: none"> • Hold eye open and rinse slowly and gently with water for 15-20 minutes. Remove contact lenses, if present, after the first 5 minutes, then continue rinsing. • Call a poison control center or doctor for treatment advice.
-------------	--

ENVIRONMENTAL HAZARDS

This pesticide is extremely toxic to freshwater marine and estuarine fish and aquatic invertebrates including shrimp and oyster. Do not apply directly to water. Do not apply in a manner which will directly expose canals, lakes, streams, ponds, marshes or estuaries to aerial drift. Do not contaminate water by disposing of equipment washwaters.

Product Information

What Easy Weed 'n Green Does:

Easy Weed 'n Green is a dual action {or purpose} product that feeds with a quality plant food {or Miracle-Gro All Purpose Plant Food} and at the same time prevents many broadleaf and grassy weeds from becoming started {or germinating}. Apply around listed flowers, bulbs, roses, shrubs, trees, groundcover, and vegetables, for all season weed control without difficult and time consuming hand weeding. Without weeds to compete for space, plant nutrients and water, your valuable plants can grow larger and stronger. Do not apply to Ajuga, Myrtle or Pachysandra as injury may result.

(BACK PANEL)

Easy Weed 'n Green Prevents the Following Weeds {From Germinating}:

{Grassy Weeds:} Annual Bluegrass, Barnyardgrass (Watergrass), Brachiaria, Bromegrass, Cheat, Crabgrass, Fall Panicum, Foxtail, Goosegrass, Johnsongrass (from seed), Junglerice, Lovegrass, Sandbur, Signalgrass, Stinkgrass, Sprangeltop, Texas Panicum, Wildcane, Witchgrass and Woolly Cupgrass. **Also controls these broadleaf weeds {or Broadleaf Weeds}:** Carlessweed, Carpetweed, Common Chickweed, Florida Purslane (Pusley), Goosefoot, Knotweed, Kochia, Lambsquarter, Pigweed (Spiney and Redroot), Purslane, Russian Thistle, Stinging Nettle.

Easy Weed 'n Green May be Used Around These Established Bulbs, Flowers, Shrubs, Trees, and Ground Covers:

Bulbs – Daffodils, Dahlia, Gladiolus (corms at least 1" diameter), and Tulips

Flowers - Achillea, African Daisy, Ageratum, Alyssum, Arcototis, Aster (Perennial), Baby's Breath, Balsam, Black-Eyed Susan, Calendula, California Poppy, Calliopsis, Carnation, Centaurea, Chrysanthemum, Coreopsis, Cornflower, Cosmos, Daffodils, Dahlia, Dianthus, Dimorthea, Dusty Miller, Floss Flower, Forget-Me-Not, Four O'Clock, Gaillardia, Gladiolus (corms at least 1" diameter), Geum, Golden Glow, Hollyhock, Impatiens, Ixora (Coccinea), Lamb's Ears, Lobelia, Lupines, Lupinus, Marigold, Morning Glory, Nasturtium, Nicotiana, Periwinkle, Petunia, Phlox, Poppy (California), Portulaca, Roses, Rudbeckia, Salvia, Scabiosa, Shasta Daisy, Snapdragon, Snow On The Mountain, Statice, Stock, Sunflower, Sweet Alyssum, Sweet Pea, Sweet Sultan, Sweet William, Tulips, Vinca, Yarrow, Zinnia,

Shrubs – Abelia, Acacia, Africa Sumac, American Arborvitae, American Cherry Laurel, Azalea, Barberry, Boganvillea, Bottlebrush, Boxwood, Camellia, Century Plant, Carolina Jasmine, Cinquefoil, Cleyera, Common Lilac, Cotoneaster, Crape Myrtle, Deutzia, Elaeagnus, Euonymus, Forsythia, Fraser's Photinia, Gardenia, Heather, Hibiscus, Holly, Honeysuckle, Indian Hawthorn, Ixora, Japanese Andromeda, Juniper, Lantana, Leucothoe, Mock-Orange, Mountain Laurel, Mugho Pine, Nandina domestica, Oleander, Osmanthus, Pieris Japonica, Pineapple Guava, Privet, Pyracantha, Rhipiolepis, Rhododendron, Robira, Sakaki, Spiraea, Trumpet Honeysuckle, Viburnum, Weigela Bristol Ruby, Willow, Xylosma, Yew, Yewpine and Yucca.

Trees - Apple (non-bearing only), Bald Cypress, Balsam Fir, Black Gum, Black Locust, Black Walnut, Canada Hemlock, Chilean Mesquite, Chinese Chestnut, Chinese Elm, Colorado Blue Spruce, Cottonwood, Crabapple, Dogwood Flowering, Douglas Fir, Eucalyptus, European White Birch, Ficus, Ginko, Honey Locust, Japanese Larch, London Plane-Tree, Mahogany, Maple, Mexican Fan Palm, Oak, Palm, Paper Birch, Pine, Redbud, River Birch, Russian Olive, Salix, Sourwood, Southern Magnolia, Spruce, Stone-Fruits, Sweetgum, Sycamore, Tuliptree, White Ash, White Mulberry, Willow and Yoshino Flowering Cherry.

Groundcovers - Aaronsbeard, Asian Jasmine, Asparagus Fern, Beachgrass, Beach Strawberry, Bellflower (Adriatic), Bellflower (Poscharsky), Bigblue Lilyturf, Blue Fescue, Bunge, California Ivy, Ceanothus, Coreopsis, Cotoneaster, Crown Vetch, Daisy Trailing African, Daylily, Dwarf Coyote Brush, Dwarf Peter Pan, Gazania, Germander, Largeleaf Ice Plant, Ivy (Algerian), Ivy (English), Lily-of-the-Nile, Liriope, Marigold, Mascarene grass, Monda Grass, Myoporum, Pampa Grass, Periwinkle, Plumbago (Dwarf), Rockrose, Rose of Sharon, Rosemary, Rupturewort, Snow-in-Summer, Speedwell, St. Johnswort, Stonecrop (Sedum), Strawberry (Beach), Thrift-Sea-Pink, Tickseed, Trailing African Daisy, Variegated Carex, Verbena, Wirevine (Creeping), Yarrow (Woolly), and Zoysiagrass

(BACK PANEL)

DIRECTIONS FOR USE

It is a violation of Federal Law to use this product in a manner inconsistent with its labeling.

Not for use on plants being grown for sale or other commercial use, or for commercial seed production, or for research purposes. For use on plants intended for aesthetic purposes or climatic modification and being grown in ornamental gardens or parks, or on golf courses or lawns.

Entry Restrictions: Do not allow people or pets to enter the treated area until dusts have settled. If watering-in is required after application, do not enter or allow others to enter the treated areas (except those involved in the watering) until the watering-in is complete and the surface is dry.

Application Restrictions: Do not apply this product in a way that will contact any person or pet, either directly or through drift. Keep people and pets out of the area during application


When to Apply Easy Weed 'n Green:

Apply as early as possible in the growing season to take advantage of the season-long weed control it can provide when making sequential applications. You may apply anytime during the growing season around established flowers, bulbs, roses, shrubs, trees and anytime prior to setting transplants. Do not use on flower seeds, lawns, or enclosed areas such as greenhouses. Follow directions carefully. Do not over-apply. Over-application may cause carryover problems with sensitive plants the following season.

How to Apply Easy Weed 'n Green:

Since Easy Weed 'n Green doesn't kill weeds but prevents them from *appearing {or germinating}* first remove existing weeds and cultivate to prepare a smooth soil surface.

For Established Plant Application on {or :For} roses, shrubs, trees and flowers 2" to 3" tall, (see special section for use on vegetables), sprinkle Easy Weed 'n Green evenly over the entire soil surface using enough to match this picture. This surface application rate equals 1 oz. per 10 sq. ft.



Do not apply when foliage is wet. Best results are obtained by lightly watering into soil after application. **For all-season weed control and plant feeding make second application 4 weeks after first application.** For best results, continue to feed your plants every 2-3 weeks with a *quality plant food or {Miracle-Gro® Plant Food}*.

For Pre-Planting Application apply at the rate of 1 oz. per 10 sq. ft. before setting transplants. Gently rake in. Do not use with flower seeds. Gladiola corms less than 1 inch in diameter may be injured by pre-plant application. Best results will result when lightly watered in. **For all-season weed control and plant feeding make second application 4 weeks after first application.** For best results, continue to feed your plants every 2-3 weeks with a *quality plant food or {Miracle-Gro® Plant Food}* once your plants have become established.

For Use on Vegetables, apply this *two-way {or dual purpose}* product as both a weed control and plant food in certain home vegetables gardens as directed below. Application may be made {up to 10 weeks} prior to planting direct seeded vegetables and anytime prior to setting transplants. Remove all existing weeds first then lightly cultivate to prepare a smooth soil surface. Rate of application depends on type of soil. Apply at 1 lb. per 320 sq. ft. (16 ft. X 20 ft.) for heavy clay type soils and at 1 lb. per 640 sq. ft. (20 ft. X 32 ft.) for light

(BACK PANEL)

soils. Gently rake into the top 1-3 inches of soil within 24 hours after application. Do not use on soil containing more than 10 percent organic matter.

- 1) **From Seed:** Carrots, Celery, Okra, Southern or Cow Peas, Green Peas, Lima Beans, Snap Beans, Broccoli, Brussel Sprouts, Cabbage, Cauliflower, Turnip Greens, Mustard Greens, Collard, Kale, **Treat prior to seeding.**
- 2) **Post Emergent:** Cantaloupe, Cucumber, Watermelon. **Apply after plants are in 3 to 4 true leaf stage.**
- 3) **Asparagus:** Established only. Apply after ferns are removed, but prior to spear emergence.
- 4) **Before Transplanting:** Celery, Broccoli, Brussel Sprouts, Cabbage, Cauliflower, Peppers, Tomatoes. **Make application to prepared soil and incorporate into top 1 to 3 inches of soil prior to transplanting.**
- 5) **Potato** (except Maine): May be applied after planting, before emergence or after emergence. Use care not to damage seed pieces in cultivating, nor to allow treated soil to contact emerged plant foliage.

In all cases, cultivate the Easy Weed 'n Green into the soil after application, using care not to damage emerged crops.

(for nonrefillable containers)

STORAGE AND DISPOSAL

Do not contaminate water, food or feed by storage and disposal. PESTICIDE STORAGE: Keep container closed and away from food, feedstuffs and domestic water supplies.

DISPOSAL:

If empty: Nonrefillable container. Do not reuse or refill this container. Offer for recycling, if available.

If partly filled: Call your local solid waste agency for disposal instructions. Never place unused product down any indoor or outdoor drain.

(for refillable containers)

STORAGE AND DISPOSAL

Do not contaminate water, food or feed by storage and disposal.

PESTICIDE STORAGE: Keep container closed and away from food, feedstuffs and domestic water supplies.

REFILLABLE CONTAINER: Refill this container with (brand name) only. Do not reuse this container for any other purposes.

(BACK PANEL)

IMPORTANT: READ BEFORE USE:

Read the entire Directions for Use and the Warranty Disclaimer and Limitation of Liability before using this product. If terms are not acceptable, return the unopened product container at once. By using this product, user or Buyer accepts the following Warranty Disclaimer and Limitation of Liability:

WARRANTY DISCLAIMER and LIMITATION of LIABILITY:

Manufacturer warrants that this product conforms to the chemical description on the label and is reasonably fit for the purposes stated on the label when used in strict accordance with the directions. Manufacturer makes NO OTHER EXPRESS OR IMPLIED WARRANTY OF MERCHANTABILITY OR FITNESS FOR A PARTICULAR PURPOSE. To the extent consistent with applicable law, it is Manufacturer's intent to LIMIT ANY LIABILITY FOR SPECIAL, CONSEQUENTIAL OR INCIDENTAL ECONOMIC DAMAGES to refund of purchase price or replacement of product, at Buyer's choice. To the extent consistent with applicable law, Manufacturer DISCLAIMS ANY LIABILITY FOR COMPENSATORY OR OTHER DAMAGES ARISING OUT OF ANY USE CONTRARY TO LABEL DIRECTIONS. Use contrary to label directions is not permitted.

LEGAL RIGHTS:

THIS LIMITED WARRANTY GIVES YOU SPECIFIC LEGAL RIGHTS; YOU MAY HAVE OTHER RIGHTS THAT VARY FROM STATE/JURISDICTION TO STATE/JURISDICTION. (RVnot)

Manufactured By:
The Andersons Lawn Fertilizer Division
d/b/a Free Flow Fertilizer
P. O. Box 119
Maumee, OH 43537

Optional subregistrant/distributor labeling:

With Miracle-Gro® Garden Weed Preventer & Plant Food®, you can stop weeds before they start and feed your plants for a beautiful garden all season long. It's easy to refill our convenient jug with the contents of this bag. Just use the funnel overcap on the jug and refill with no spills, no mess!

Now you can enjoy a beautiful weed-free garden. With new Miracle-Gro Garden Weed Preventer & Plant Food, it's never been easier to stop weeds before they start *and* feed your plants at the same time. The handy applicator makes it easy to dispense product exactly where you want it. And the overcap can be used as a funnel, along with our larger size bags, for easy refills with no spills, no mess!

EASY-TO-USE APPLICATOR

- | | | |
|--|--|-------------------|
| [illus.] | [illus.] | [illus.] |
| 1. Remove top overcap. Unscrew nozzle and remove safety seal from jug. | 2. Extend nozzle applicator and rotate as shown. | 3. Apply to soil. |

EASY-TO-REFILL

- | | | |
|---|---|--|
| [illus.] | [illus.] | [illus.] |
| 1. Press firmly through circle and tear it away from overcap. | 2. Unscrew and remove nozzle. Place inverted overcap firmly onto jug opening. | 3. Refill jug by pouring product from Miracle-Gro Garden Weed Preventer & Plant Food refill bag. |

(BACK PANEL)

OR

Now you can enjoy a beautiful weed-free garden. With new Miracle-Gro Garden Weed Prevent & Plant Food, you can stop weeds before they start *and* feed your plants at the same time. It's easy to refill our convenient jug with the contents of this bag. Just use the patented funnel overcap on the jug and refill with no spills, no mess! Then, easily dispense product exactly where you want it with our handy jug applicator.

EASY-TO-REFILL
(For use with Miracle-Gro Garden Weed Prevent & Plant Food 6 lb. 4 oz. jug)

[illus.]

Pull tab to remove plastic circle from overcap.

[illus.]

Unscrew and remove nozzle. Place inverted overcap firmly onto opening of jug.

[illus.]

Refill jug by pouring product from Miracle-Gro Garden Weed Prevent & Plant Food refill bag.

Made in U.S.A.

Questions?

Call our gardening hotline at 1-800-645-8166, Monday through Friday, 9 a.m. to 5 p.m. E.S.T. You'll find the answers you need and you'll feel as though you're talking to a friend over the back fence.

If you want more information on growing a beautiful garden, call our garden hotline at 1-800-645-8166.

For gardening tips and information, visit Miracle-Gro on the World Wide Web at www.miracle-gro.com

To prevent possible staining to non-labeled surfaces (i.e. concrete, stone walks, vinyl surfaces, etc.) remove stray granules as soon as possible.

SATISFACTION GUARANTEED OR YOUR MONEY BACK!

We are confident that you will love the superior results you get with Miracle-Gro Garden Weed Preventer & Plant Food. If you are not satisfied, please return the complete empty package with your store receipt to us within six months of purchase so that we can promptly refund your purchase price (limit one package per family). Send to: Miracle-Gro Lawn Products, Inc., 14111 Scottslawn Road, Marysville, OH 43041

If you are not satisfied, return empty package to: Scotts Miracle-Gro Products, Inc., PO Box 606, Marysville, OH 43040 Limit: one package per family.

- 9 Nitrogen: Controlled Slow Release for growing dense green foliage
- 17 Phosphorous: Improves root growth & plant storage capabilities
- 9 Potassium: Vital for growth & improves hardiness & drought resistance

Earl May Satisfaction Guaranteed. If, for any reason, you are not completely satisfied with the results after applying this product, you are entitled to product replacement or your money back simply by presenting evidence of purchase to your local Earl May Nursery & Garden Center.

Visit our website at: {web address}

(BACK PANEL)

Date Printed:	4/6/10
Date Approved	1/16/08
Supersedes:	01/27/97
Label Change	Amendment - per EPA ltr dated 3/8/10
Filename:	9198-149
Label code:	RVamd040610