



UNITED STATES ENVIRONMENTAL PROTECTION AGENCY
WASHINGTON, DC 20460

OFFICE OF CHEMICAL SAFETY
AND POLLUTION PREVENTION

February 4, 2022

Debbie Ziehr
Supervisor, Compliance
The Andersons, Inc.
P.O. Box 119
Maumee, OH 43537

Subject: Registration Review Label Mitigation for Prodiamine
Product Name: THE ANDERSONS FERTILIZER WITH 0.21% BARRICADE
HERBICIDE
EPA Registration Number: 9198-123
Application Date: 06/18/2021
Decision Number: 553120

Dear Ms. Ziehr:

The Agency, in accordance with the Federal Insecticide, Fungicide and Rodenticide Act (FIFRA), as amended, has completed reviewing all the information submitted with your application to support the Registration Review of the above referenced product in connection with the Prodiamine Interim Decision, and has concluded that your submission is acceptable. The label referred to above, submitted in connection with registration under FIFRA, as amended, is acceptable.

Should you wish to add/retain a reference to the company's website on your label, then please be aware that the website becomes labeling under the Federal Insecticide Fungicide and Rodenticide Act and is subject to review by the Agency. If the website is false or misleading, the product would be misbranded and unlawful to sell or distribute under FIFRA section 12(a)(1)(E). 40 CFR 156.10(a)(5) list examples of statements EPA may consider false or misleading. In addition, regardless of whether a website is referenced on your product's label, claims made on the website may not substantially differ from those claims approved through the registration process. Therefore, should the Agency find or if it is brought to our attention that a website contains false or misleading statements or claims substantially differing from the EPA approved registration, the website will be referred to the EPA's Office of Enforcement and Compliance.

A stamped copy of your labeling is enclosed for your records. This labeling supersedes all previously accepted labeling. You must submit one copy of the final printed labeling before you release the product for shipment with the new labeling. In accordance with 40 CFR 152.130(c), you may distribute or sell this product under the previously approved labeling for 12 months from the date of this letter. After 12 months, you may only distribute or sell this product if it bears this new revised labeling or subsequently

Page 2 of 2
EPA Reg. No. 9198-123
Decision No. 553120

approved labeling. “To distribute or sell” is defined under FIFRA section 2(gg) and its implementing regulation at 40 CFR 152.3.

If you have any questions about this letter, please contact DeMariah Koger by phone at (202)-566-2288, or via email at koger.demariah@epa.gov.

Sincerely,

A handwritten signature in blue ink, appearing to read 'Linda Arrington', with a stylized flourish at the end.

Linda Arrington, Branch Chief
Risk Management and Implementation Branch 4
Pesticide Re-Evaluation Division
Office of Pesticide Programs

Enclosure

PRODIAMINE	GROUP	3	HERBICIDE
-------------------	--------------	----------	------------------

The Andersons Fertilizer with 0.21% Barricade® Herbicide

Active Ingredient:

Prodiamine*	0.21%
Other Ingredients:	99.79%
Total	100.00%

*(CAS No. 29091-21-2)

Barricade – trademark of Syngenta Crop Protection

For preemergence control of grass and broadleaf weeds in:

- established turf grasses (excluding golf course putting greens) and lawns
- landscape ornamentals
- established perennial & wildflower plantings

Optional:

Prevents crabgrass, foxtail, barnyardgrass, goosegrass and other grassy weeds while feeding your lawn with a premium blend of fertilizer that provides quick and extended greening
Contains Poly-S® controlled release nitrogen for extended greening
Season long control of crabgrass & grassy weeds

KEEP OUT OF REACH OF CHILDREN CAUTION

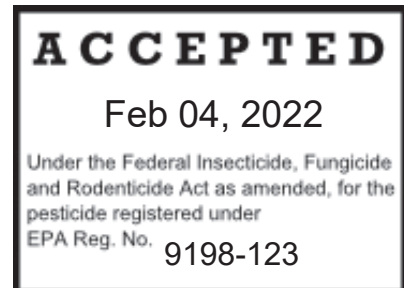
See back panel for additional Precautionary Statements and First Aid

EPA Reg. No. 9198-123

EPA Est. No. 9198-OH-1M, 9198-OH-2B, 9198-AL-001A, 9198-IN-3S

Underlined letter is first letter used in run code

Net Weight
Covers



(Back Panel)

The Andersons Fertilizer with 0.21% Barricade® Herbicide

GUARANTEED ANALYSIS

Total Nitrogen (N) XXX.XX%
Available Phosphorus (K₂O) XXX.XX%
Soluble Potash (P₂O₅) XXX.XX%
Plant Nutrients Derived From:

For products being sold into states which require metals information:

Information regarding the contents and levels of metals in this product is available on the internet at:
<http://www.regulatory-info-ap.com/>.

For products containing the micronutrient iron:

Notice: this product contains the micronutrient iron to help prevent iron deficiency. Iron may stain concrete surfaces and should not be applied on water dampened concrete and should be removed from these areas promptly after application by sweeping or blowing. Do not wash this product from concrete surfaces with water.

Nitrogen Notice: For those states with nitrogen application restrictions, including but not limited to MD, NH, NJ and VA, do not apply more than X.XX (5.4 – 12.3) lbs of this product per 1,000 sq. ft.

Phosphate Notice: This lawn/turf fertilizer contains phosphorus and is only for nonagricultural use on (i) turf during its first growing season, (ii) on turf areas being repaired or renovated, and (iii) on turf where a soil test performed within the last 3 years indicates a phosphorus deficiency. This fertilizer is not for the routine maintenance of turf.

PRECAUTIONARY STATEMENTS

CAUTION

Hazards to Humans and Domestic Animals

Causes moderate eye injury (irritation). Harmful if inhaled or absorbed through the skin. Avoid contact with skin, eyes, or clothing. Avoid breathing dust. Wash thoroughly with soap and water after handling. Prolonged or frequently repeated skin contact may cause allergic reactions in some individuals.

FIRST AID

- | | |
|------------------------|---|
| If in eyes | Hold eye open and rinse slowly and gently with water for 15-20 minutes. Remove contacts, if present, after the first 5 minutes, then continue rinsing. Call a poison control center or doctor for treatment advice. |
| If swallowed | Call a poison control center or doctor for treatment advice. Have person sip a glass of water if able to swallow. Do not induce vomiting unless told to by a poison control center or doctor. Do not give anything by mouth to an unconscious person. |
| If on skin or clothing | Take off contaminated clothing. Rinse skin immediately with plenty of water for 15-20 minutes. Call a poison control center or doctor for treatment advice. |
| If inhaled | Move person to fresh air. If person is not breathing, call 911 or an ambulance, then give artificial respiration, preferably mouth-to-mouth if possible. Call a poison control center or doctor for treatment advice. |

Have the product container or label with you when calling a poison control center or doctor or going for treatment. You may also contact 1-800-757-8951 for emergency medical treatment information.

(Back Panel)

Environmental Hazards

This product has low solubility in water. At the limit of solubility, this product is not toxic to fish. However, at concentrations substantially above the level of water solubility, it may be toxic to fish. Do not apply directly to water, to areas where surface water is present, or to intertidal areas below the mean high water mark. Drift and runoff from treated areas may be hazardous to aquatic organisms in adjacent sites. Do not contaminate water when disposing of equipment washwaters.

NON-TARGET ORGANISM ADVISORY STATEMENT: This product is toxic to plants and may adversely impact the forage and habitat of non-target organism, including pollinators, in areas adjacent to the treated site. Protect the forage and habitat of non-target organisms by following label directions intended to minimize drift.

DIRECTIONS FOR USE

It is a violation of Federal Law to use this product in a manner inconsistent with its labeling.

For final printed labels which do include landscape ornamental uses:

Not for use on plants being grown for sale or other commercial use, or for commercial seed production, or for research purposes. For use on plants intended for aesthetic purposes or climatic modification and being grown in ornamental gardens or parks, or on golf courses or lawns.

For final printed labels which do not include landscape ornamental uses:

Not for use on turf being grown for sale or other commercial use as sod, or for commercial seed production, or for research purposes.

WEED RESISTANCE MANAGEMENT

For resistance management, this product is a Group 3 herbicide. Any weed population may contain or develop plants naturally resistant to this product and other Group 3 herbicides. The resistant biotypes may dominate the weed population if these herbicides are used repeatedly in the same field. Appropriate resistance management strategies should be followed.

To delay herbicide resistance take one or more of the following steps:

- Rotate the use of this product or other Group 3 herbicides within a growing season sequence or among growing seasons with different herbicide groups that control the same weeds in a field.
- Use tank mixtures with herbicide from a different group that are equally effective on the target pest when such use is permitted. Use at least the minimum application rate as labeled by the manufacturer.
- Adopt an integrated weed-management program for herbicide use that includes scouting and uses historical information related to herbicide use and crop rotation, and that considers tillage (or other mechanical control methods), cultural (e.g., higher crop seeding rates; precision fertilizer application method and timing to favor the crop and not the weeds), biological (weed-competitive crops or varieties) and other management practices.
- Scout before and after herbicide application to monitor weed populations for early signs of resistance development. Indicators of possible herbicide resistance include: (1) failure to control a weed species normally controlled by the herbicide at the dose applied, especially if control is achieved on adjacent weeds; (2) a spreading patch of non-controlled plants of a particular weed species; (3) surviving plants mixed with controlled individuals of the same species. If resistance is suspected, prevent weed seed production in the affected area by an alternative herbicide from a different group or by a mechanical method such as hoeing or tillage. Prevent movement of resistant

(Back Panel)

weed seeds to other fields by cleaning harvesting and tillage equipment when moving between fields and planting clean seed.

- If a weed pest population continues to progress after treatment with this product, discontinue use of this product and switch to another management strategy or herbicide with a different mode of action, if available.
- Contact your local extension specialist or certified crop advisors for additional pesticide resistance-management and/or integrated weed-management recommendations for specific crops and weed biotypes. For further information or to report suspected resistance, contact The Andersons, Inc. at 1-800-757-8951 or at www.andersonsinc.com.

GENERAL INFORMATION

The Andersons Fertilizer with 0.21% Barricade Herbicide is a preemergence herbicide that provides residual control of many grass and broadleaf weeds in turfgrasses and landscapes. This product controls susceptible weeds by inhibiting weed seeds germination and root development. Most effective weed control will be obtained when this product is activated by at least 0.5 inch of rainfall or irrigation, or with shallow (1 to 2 inches) incorporation, prior to weed seed germination and within 14 days following application.

APPLICATION DIRECTIONS

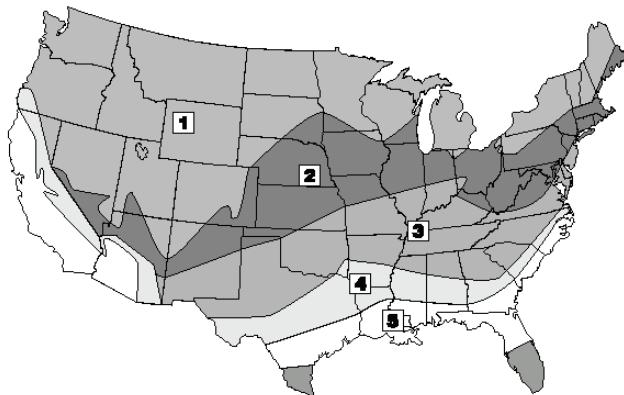
Apply uniformly through suitable, calibrated application equipment.

ESTABLISHED TURF

This product is a preemergence herbicide that, when properly applied as directed, will control certain grass and broadleaf weeds in established turf grasses and lawns. The maximum amount of this product that may be applied per year is given for each turf grass species in the **Maximum Annual Rates** section of this label.

Most effective weed control in turf grasses will be obtained when this product is activated by at least 0.5 inch of rainfall or irrigation prior to weed seed germination and within 14 days following application. See the map below for approximate crabgrass seed germination dates.

CRABGRASS GERMINATION DATES



Approx. Date

- 1 - After May 30
- 2 - After May 10
- 3 - After April 20
- 4 - After March 20
- 5 - Jan. 1 to March 20

(Back Panel)

Use Restrictions and Precautions

The following precautions apply to the use of this product in turf grasses and lawns:

- Application of this product may thin emerged annual bluegrass and newly over seeded grasses.
- Do not apply to over seeded turf within 60 days after seeding or until after the second mowing, whichever is longer.
- Injury to desirable seedlings is likely if this product is applied before seedling secondary roots are in the second inch of soil, not thatch plus soil.
- Do not apply to newly set sod until the following year.
- Application of this product to turf stressed by drought, low fertility, or pest damage may result in turf injury.
- Disturbing the herbicide barrier with cultural practices such as disking may result in reduced weed control.
- Do not apply this product to putting greens or areas where dichondra, colonial bentgrass, velvet bentgrass, or annual bluegrass (*Poa annua*) are desirable species.
- Do not graze or feed livestock forage cut from areas treated with this product.
- Do not apply this product through any type of irrigation system unless otherwise instructed by this label. Do not apply aerially.
- Do not apply to golf course putting greens.

Rates of Application

This product may be applied as a single application or in sequential applications to control weeds germinating throughout the year. All applications must be made prior to germination of the target weeds. This product will not control established weeds. Maximum use rate selection should be based on turf species. The length of time of residual weed control provided by this product is related to the rate applied.

Maximum Annual Rates

This product is recommended for use on the turf grass species listed in the following table. Do not exceed the maximum yearly rate as given in the following table:

Maximum Annual Rates Table

Maximum Application Rate of this product per Calendar Year by Turf Grass Species¹	
Turf Species	lbs. product/ 1000 sq. ft.
Bermudagrass ² , Bahiagrass, Centipedegrass, Seashore Paspalum, St. Augustinegrass, Tall Fescue (including turf-type), Zoysia	12.3
Buffalograss, Kentucky Bluegrass, Perennial Ryegrass	8.2
Creeping Red Fescue	6.1
Creeping Bentgrass	5.4

¹These are the maximum rates per calendar year by species limitations.

²May be used on newly sprigged or plugged Bermudagrass at rates not to exceed 4.2 LB./1000 sq. ft. Newly sprigged or plugged Bermudagrass stolon rooting may be temporarily retarded. Suppression only of Foxtail, Goosegrass and Rescuegrass due to reduced product rates used in sprigging situations.

Do not apply more than 12.3 lbs./1,000 sq. ft. of this product per calendar year. Use higher rates of this product to achieve higher levels of fertility and weed control for each turf type, but do not exceed the maximum application rates specified in the Maximum Annual Rates table.

Weeds Controlled

When used at the recommended rates this product will control:

(Back Panel)

Barnyardgrass	Cupgrass, Woolly	Lambsquarter, Common	Signalgrass, Broadleaf
Bluegrass, Annual (<i>Poa annua</i>)	Foxtails, Annual	Lovegrass	Speedwell, Persian
Carpetweed	Goosegrass ¹	Oxalis	Sprangletop
Chickweed, Common	Henbit	Panicum (Texas, Fall, Browntop)	Spurge, Prostrate
Chickweed, Mouseear (from seed)	Itchgrass	Pigweed	Witchgrass
Crabgrass (Large, Smooth)	Johnsongrass (from seed)	Purslane, Common	Woodsorrel, Yellow (from seed)
Crowfootgrass	Junglerice	Pusley, Florida	
	Knotweed	Rescuegrass ³	
	Kochia	Shepherd's Purse ²	

¹ In many areas a single application of 5.4 to 12.3 lbs./1,000 sq.ft. of this product will control goosegrass. However, under heavy goosegrass pressure and/or an extended growing season, most effective weed control may be obtained by making an initial application of 5.4 to 8.2 lbs./1,000 sq. ft. followed after 60 to 90 days by a second application at doses that would not exceed those given in the **Maximum Annual Rates Table**. Do not exceed the maximum rate for turf grass species listed in the **Maximum Annual Rates Table** above.

² Applications for this weed should be made in late summer, fall, or winter prior to germination. Do not exceed the maximum application rates specified in the Maximum Annual Rates table.

³ Suppression only.

Sequential applications may be made so long as the total amount of product applied does not exceed the maximum application rates specified in the Maximum Annual Rates table. All applications must be made prior to germination of the weed seeds.

Overseeding/Reseeding

This product will inhibit the germination of turf species if overseed/reseeded too soon after application. The interval between application and overseeding/reseeding is dependent on the application rate, soil temperature, and soil moisture. A shorter interval is possible if growing conditions are warm and wet, while a longer interval is needed if conditions are cool and dry.

Use the Overseeding/Reseeding Intervals Table below as a guide when choosing the appropriate overseeding/reseeding interval for each situation.

Overseeding/Reseeding Intervals Table:

This Product Rate (lb/1,000 sq. ft.)	Overseeding/Reseeding Interval (months) Based Upon Seeding Method and Predominant Soil Conditions for the Season			
	Broadcast Seeding		Drill Seeding	
	Wet and Warm	Cool and Dry	Wet and Warm	Cool and Dry
5.4	4	6	3	4
6.1	8	12	6	8
8.2	12	18	9	12

(Back Panel)

SPREADER SETTINGS

{available at final printing – will vary among subregistrants and market availability of equipment}

Broadcast Spreader Settings

For one pass application: For best results, apply in a circular path starting on the outside and working toward the center. A little overlap of wheels will ensure complete coverage.

Spreader	5.4 lb. / 1000sq. ft.	6.1 lb. / 1000 sq. ft.	8.2 lb. / 1000 sq. ft.	12.3 lb. / 1000 sq. ft.
aa	X	X	X	X
bb	X	X	X	X
cc	X	X	X	X

Drop Spreader Settings

For one pass application: First apply 2 border strips along the edge of each end of the lawn. Then apply products along the length of the lawn, overlapping wheels slightly and shutting off the spreader before turning as you reach the edge of the border strips.

Spreader	5.4 lb. / 1000sq. ft.	6.1 lb. / 1000 sq. ft.	8.2 lb. / 1000 sq. ft.	12.3 lb. / 1000 sq. ft.
aa	X	X	X	X
bb	X	X	X	X
cc	X	X	X	X

It is important to follow directions as indicated on this quality lawn care product as over-application may cause injury to the lawn. Measure the size of the area to be treated and do not over or under apply. Spreader settings are approximate. Differences may occur due to condition of spreader, speed at which applied, and roughness of area treated. Calibrate spreader prior to use according to manufacturer's directions. Check frequently to be sure equipment is working properly and distributing uniformly. Close spreader when filling, stopping or turning. Do not apply by hand or with a hand held spreader.

LANDSCAPE ORNAMENTALS

This product may be applied for residual preemergence weed control in ornamentals (including established perennial and wildflower plantings).

Use Rates

Apply this product at 5.4 to 12.3 lbs./1,000 sq. ft in fall and/or spring. Use higher rate of application for longer control periods. Sequential applications may be made so long as the total amount of product applied does not exceed the maximum annual application rate of 12.3 lbs./1,000 sq. ft..

Application Timing and Information

This product is a preemergence herbicide and will not control emerged weeds. Most effective weed control in ornamentals will be obtained when this product is activated by at least 0.5 inch of rainfall or irrigation, or with shallow (1 to 2 inch) mechanical incorporation, and within 14 days following application.

Best weed control is obtained when this product is applied to soil free of clods, weeds, and debris such as leaves and mulch. Prior to application of this product, control existing vegetation by hand weeding, cultivation or the use of an appropriate postemergence herbicide.

Established Landscape Ornamentals

This product may be applied to established ornamentals as a broadcast, over-the-top, or directed application. Overhead irrigation or rainfall soon after application will wash granules off plant foliage and activate the product in the soil.

(Back Panel)

Newly-Transplanted Landscape Ornamentals

This product may be applied to established ornamentals as a broadcast, over-the-top, or directed application. Delay application to allow soil to settle around new transplants and water thoroughly before applying this product. Apply this product after cuttings form roots and become established. Apply before budding/grafting or after buds/grafts have taken to avoid any inhibition of the tissue union.

Tolerant Ornamental Species

This product will not harm trees, shrubs, vines, and flowers listed below. The species listed below in Table 1 are tolerant to this product. This product is also approved for application, except in California, to the species in Table 2, below. Best results will be obtained when this product is uniformly applied to the soil surface; avoid applying to ornamental shoots which may defeat the effort to get uniform distribution on the soil surface. This product may be applied over the top of the ornamental species listed below.

When plants are under stress (such as heat, drought, or frost damage) some cultivars of listed plants may be sensitive to this product. Avoid application to plants that are under stress.

Table 1 - Tolerant Ornamental Species - All States

Scientific name	Common name
<i>Abies</i> spp.	Fir species** (Balsam, Fraser, Noble, etc.)
<i>Acer palmatum</i>	Japanese Maple
<i>Acer platanoides</i>	Norway Maple
<i>Actinidia chinensis</i>	Kiwi*
<i>Agapanthus africanus</i>	Lily-of-the-Nile (African Lily)
<i>Arctostaphylos densiflora</i>	Vine Hill Manzanita
<i>Arctotheca calendula</i>	Cape Weed
<i>Aucuba japonica</i>	Japanese Aucuba
<i>Berberis gladwynensis</i>	Barberry
<i>Berberis julianae</i>	Wintergreen Barberry
<i>Berberis mentorensis</i>	Mentor Barberry
<i>Berberis thunbergii</i>	Japanese Barberry
<i>Berberis verruculosa</i>	Warty Barberry
<i>Buxus microphylla</i>	Japanese Boxwood
<i>Callistemon viminalis</i>	Weeping Bottlebrush
<i>Calluna vulgaris</i>	Scotch Heather
<i>Carpobrotus edulis</i>	Hottentot Fig (Ice Plant)
<i>Cassia artemisioides</i>	Feathery Cassia
<i>Ceanothus rigidus</i>	Wild Lilac
<i>Chamaecyparis pisifera</i>	False Cypress
<i>Cleyera japonica</i>	Cleyera
<i>Citrus</i> spp.	Citrus species*
<i>Cornus florida</i>	Flowering Dogwood
<i>Cornus stolonifera</i>	American Dogwood
<i>Cortaderia selloana</i>	Pampas Grass
<i>Cotoneaster apiculatus</i>	Cranberry Cotoneaster
<i>Cotoneaster buxifolius</i>	Cotoneaster
<i>Cotoneaster dammeri</i>	Bearberry Cotoneaster
<i>Cotoneaster microphyllus</i>	Rockspray Cotoneaster
<i>Crataegus</i> spp.	Hawthorne
<i>Cupressus sempervirens</i>	Italian Cypress
<i>Delosperma alba</i>	White Trailing Ice Plant
<i>Dodonaea viscosa</i>	Hop Bush
<i>Elaeagnus pungens</i>	Silverberry
<i>Euonymus fortunei</i>	Wintercreeper
<i>Euonymus japonica</i>	Japanese Spindle Tree (Evergreen Euonymus)

(Back Panel)

<i>Euonymus kiautschovicks</i>	Spreading Euonymus
<i>Fatsia japonica</i>	Japanese Aralia
<i>Forsythia intermedia</i>	Border Forsythia
<i>Forsythia viridissima</i>	Greenstem Forsythia
<i>Gardenia jasminoides</i>	Gardenia, Cape-Jasmine
<i>Gladiolus</i> spp.	Gladiolus species**
<i>Hedera helix</i>	English Ivy
<i>Hibiscus</i>	Rose of Sharon**
<i>Hibiscus Rosa-sinensis</i>	Chinese Hibiscus
<i>Ilex cornuta</i>	Chinese Holly
<i>Ilex crenata</i>	Japanese Holly
<i>Ilex opaca</i>	American Holly
<i>Ilex pernyi</i>	Holly
<i>Ilex vomitoria</i>	Yaupon Holly
<i>Iris</i> spp.	Iris species**
<i>Jasminium nudiflorum</i>	Winter Jasmine
<i>Juniperus chinensis</i>	Chinese Juniper
<i>Juniperus conferta</i>	Shore Juniper
<i>Juniperus horizontalis</i>	Creeping Juniper
<i>Juglans</i> spp.	Walnut*
<i>Justicia brandegeana</i>	Shrimp Plant
<i>Lagerstromia indica</i>	Crape Myrtle
<i>Ligustrum amurense</i>	Amur Privet
<i>Ligustrum japonicum</i>	Japanese Privet
<i>Ligustrum lucidum</i>	Glossy Privet (Wax-Leaf)
<i>Liriope muscari</i>	Big Blue Lillyturf
<i>Lonicera japonica</i>	Japanese Honeysuckle
<i>Lonicera tatarica</i>	Tatarian Honeysuckle
<i>Magnolia</i> spp.	Magnolia species**
<i>Malephora luteola</i>	Ice Plant
<i>Malus</i> spp.	Crabapple*
<i>Nandina domestica</i>	Heavenly Bamboo
<i>Narcissus</i> spp.	Narcissus species**
<i>Nerium</i> spp.	Oleander
<i>Olea europaea</i>	Olive*
<i>Ophiopogon japonicus</i>	Mondo Grass
<i>Osteospermum fruticosum</i>	Trailing African Daisy
<i>Oxydendrum arboreum</i>	Sourwood
<i>Persea americana</i>	Avocado*
<i>Photinia fraseri</i>	Frasier's Photinia (Redtip)
<i>Picea</i> spp.	Spruce species** (Colorado Blue, Norway, etc.)
<i>Pieris japonica</i>	Lily-of-the-Valley Shrub
<i>Pinus brutia</i>	Calabrian Pine
<i>Pinus canariensis</i>	Canary Island Pine
<i>Pinus elliotii</i>	Slash Pine
<i>Pinus halepensis</i>	Aleppo Pine
<i>Pinus nigra</i>	Austrian Black Pine
<i>Pinus palustris</i>	Longleaf Pine
<i>Pinus radiata</i>	Monterey Pine
<i>Pinus strobus</i>	Eastern White Pine
<i>Pinus sylvestris</i>	Scotch Pine
<i>Pinus taeda</i>	Loblolly Pine
<i>Pinus thunbergiana</i>	Japanese Black Pine
<i>Pinus virginiana</i>	Virginia Pine
<i>Pistacia</i> spp.	Pistachio*
<i>Pittosporum rhombifolium</i>	Queensland Pittosporum

(Back Panel)

<i>Pittosporum tobira</i>	Japanese Pittosporum
<i>Podocarpus macrophyllus</i>	Japanese Yew
<i>Prunus laurocerasus</i>	English Laurel
<i>Prunus</i> spp.	Almond, Apricot, Nectarine, Peach, Plum and Prune*
<i>Pseudotsuga menziesii</i>	Douglas Fir**
<i>Pyracantha coccinea</i>	Firethorn Scarlet
<i>Pyracantha fortuneana</i>	Firethorn
<i>Pyracantha koidzumii</i>	Firethorn
<i>Pyrus</i> spp.	Bradford Pear spp.
<i>Quercus rubra</i>	Oak species
<i>Raphiolepis indica</i>	Indian Hawthorne
<i>Rhododendron</i> (including Azalea)	'Coral Bells' 'Formosa' 'Hino-crimson' 'PJM' 'Roseum Elegans'
<i>Rosa banksiae</i>	Lady Bank's Rose
<i>Rosmarinus officinalis</i>	Rosemary*
<i>Rumohra adiantiformis</i>	Leatherleaf Fern
<i>Santolina virens</i>	
<i>Sedum album</i>	Stonecrop
<i>Syzygium paniculatum</i>	Japanese Boxcherry
<i>Taxus cuspidata</i>	Japanese Yew
<i>Taxus media</i>	Yew
<i>Thuja occidentalis</i>	American Arborvitae
<i>Trachelospermum asiaticum</i>	Star Jasmine
<i>Tsuga canadensis</i>	Canada Hemlock
<i>Tulipa</i> spp.	Tulip species
<i>Viburnum japonicum</i>	Japanese Viburnum
<i>Viburnum odoratissimum</i>	Sweet Viburnum
<i>Viburnum plicatum</i>	Japanese Snowball
<i>Viburnum rigidum</i>	Canary Island Viburnum
<i>Viburnum tinus</i>	Laurustinus
<i>Viburnum trilobum</i>	Cranberry Bush
<i>Viburnum wrightii</i>	Leatherleaf Viburnum
<i>Vinca major</i>	Vinca
<i>Vinca minor</i>	Dwarf Periwinkle
<i>Vitis</i> spp.	Grape*
<i>Weigela florida</i>	Old Fashioned Weigela
<i>Yucca aloifolia</i>	Spanish Bayonet
<i>Yucca filamentosa</i>	Yucca, Adam's Needle

*Do not use on food producing trees, vines, or plants.

**Not for use on container grown plants.

Table 2 - Tolerant Ornamental Species/Varieties - All States Except CA

Scientific name	Common name
<i>Abelia grandiflora</i>	Abelia: Sherwood
<i>Achillea</i> spp.	Yarrow: King Edward
<i>Agapanthus orientalis</i>	
<i>Akebia quinata</i>	Five-Leaf or Chocolate Vine
<i>Allium cernuum</i>	Lady's Leek, Nodding Onion
<i>Anemone hybrida</i>	Japanese Anemone
<i>Aquilegia</i> spp.	Aquilegia: Red and Gold
<i>Artemisia</i> spp.	Wormwood; Silver Mound, Castle

(Back Panel)

<i>Aster</i> spp.	Aster: Bonny Blue, Purple Dome
<i>Aster X frikartii</i>	
<i>Athyrium filix-femina</i>	Lady Fern; Fern Lady
<i>Begonia</i> spp.	Fibrous Begonia: Hardy Grandis
<i>Bergenia cordifolia</i>	
<i>Boltonia asteroides</i>	Snowbank
<i>Bougainvillea</i> spp.	Bougainvillea
<i>Buddleia davidii</i>	Butterfly-Bush (Dwarf Blue); Royal Red
<i>Callistemon citrinus</i>	Crimson Bottlebrush
<i>Campanula carpatica</i>	Tussock Bellflower; (White Clips)
<i>Campis X tagliabuana</i>	Trumpet Creeper, Trumpet Flower; Madame Galen
<i>Ceratostigma plumbaginoides</i>	
<i>Chrysanthemum nipponicum</i>	
<i>Coreopsis</i> spp.	Coreopsis (Calliopsis): Early Sunrise, Moonbeam
<i>Crocsmia</i> spp.	Lucifer
<i>Delosperma</i> spp.	Cooperi Pink
<i>Delphinium</i> spp.	Larkspur; Blue Elf
<i>Dianthus deltooides</i>	Dianthus, Maiden Pinks 'Zing'
<i>Dianthus gratianopolitanus</i>	Cheddar Pink
<i>Echinacea pupurea</i>	Coneflower, Purple; Magnus
<i>Forsythia suspensa</i>	Weeping Forsythia
<i>Gaillardia</i> spp.	Gaillardia, Blanket Flower: 'Goblin'
<i>Gaura</i> spp.	
<i>Gentiana dahurica</i>	Gentian
<i>Geranium cinereum</i>	Cranesbill
<i>Gypsophila repens</i>	Baby's Breath
<i>Helianthemum</i> spp.	Sunrose
<i>Hemerocallis</i> spp.	Daylily: Aztec Gold, Stella De Oro, Tender Love
<i>Heucherella</i> spp.	Coral Bell; Bridget Bloom
<i>Hibiscus</i> spp.	Mallow; Disco Belle White
<i>Hosta plantaginea</i>	Hosta, Plantain Lily (Fragrant)
<i>Hosta sieboldiana</i>	Hosta, 'Searsucker'
<i>Houttuynia cordata</i> var. <i>variegata</i>	
<i>Hydrangea macrophylla</i>	Bigleaf Hydrangea
<i>Inula ensifolia</i>	
<i>Iris ensata</i>	Sword-Leaved Iris; Jodlesong
<i>Iris siberica</i>	Siberian Iris; Cabernet
<i>Juniperus davurica</i>	Parsoni
<i>Lagerstromia indica x fauriei</i>	Crape Myrtle; Tuscarora
<i>Lantana montevidensis</i>	Weeping Lantana
<i>Lavender</i> spp.	Lavender; Munstead
<i>Leontopodium alpinum</i>	Edelweiss
<i>Ligustrum sinense</i>	Chinese Privet; Variegata
<i>Lilium</i> spp.	Lily: Jazz
<i>Lirope muscari</i> var. <i>variegata</i>	Lirope, Variegated
<i>Lirope spicata</i>	Lirope, Creeping
<i>Lobelia cardinalis</i>	Cardinal Flower, Indian Pink
<i>Loropetalum chinense</i>	Burgundy
<i>Lythrum</i> spp.	Loosestrife; Modern Pink
<i>Miscanthus sinensis</i>	Yaku Jima, Silberfeder
<i>Oenothera missouriensis</i>	Evening Primrose
<i>Osmanthus heterophyllus</i>	Osmanthus (False Holly): Gulf Tide
<i>Paeonia suffruticosa</i>	Tree Peony
<i>Pennisetum setaceum</i>	Fountain Grass (Dwarf)
<i>Perovskia atriplicifolia</i>	

(Back Panel)

<i>Physostegia virginiana</i>	Dragonhead, False; Vivid
<i>Quercus shumardii</i>	Oak, Shumard's Red
<i>Rhaphiolepis umbellata</i>	Yedda Hawthorne
<i>Rhododendron</i> (including azalea)	'Delaware Valley White' 'Flame Creeper' 'Girard Crimson' 'George L. Tabor'
	Wakeiebisu
	White Gumpo
<i>Rudbeckia</i> spp.	Black-Eyed Susan: Goldstrum
<i>Saxifraga</i> spp.	Saxifrage; Purple Dome
<i>Scabiosa</i> spp.	Pincushion Flower
<i>Sedum caudicola</i>	Stonecrop; Lidakense
<i>Sedum dasyphyllum</i>	Stonecrop
<i>Sedum spurium</i>	Stonecrop; Dragon's Blood
<i>Spiraea bumalda</i>	Spirea: Anthony Waterer
<i>Syzyglum paniculatum</i>	Australian Brushcherry
<i>Teucrium</i> spp.	Germander
<i>Thalictrum dipterocarpum</i>	Meadow Rue
<i>Veronica</i> spp.	Veronica, Speedwell; Sunny Border
<i>Viburnum suspensum</i>	Arrowood Viburnum

STORAGE AND DISPOSAL

Do not contaminate water, food or feed by storage or disposal

Storage:

Store in original container away from fertilizer, feed or foodstuffs and separated from other pesticides.

Disposal:

If empty: Nonrefillable container. Do not reuse or refill this container. Offer for recycling, if available.

If partly filled: Call you local solid waste agency for disposal instructions. Never place unused product down any indoor or outdoor drain.

IMPORTANT: READ BEFORE USE:

Read the entire Directions for Use and the Warranty Disclaimer and Limitation of Liability before using this product. If terms are not acceptable, return the unopened product container at once. By using this product, user or Buyer accepts the following Warranty Disclaimer and Limitation of Liability:

WARRANTY DISCLAIMER and LIMITATION of LIABILITY:

Manufacturer warrants that this product conforms to the chemical description on the label and is reasonably fit for the purposes stated on the label when used in strict accordance with the directions. Manufacturer makes NO OTHER EXPRESS OR IMPLIED WARRANTY OF MERCHANTABILITY OR FITNESS FOR A PARTICULAR PURPOSE. To the extent consistent with applicable law, it is Manufacturer's intent to LIMIT ANY LIABILITY FOR SPECIAL, CONSEQUENTIAL OR INCIDENTAL ECONOMIC DAMAGES to refund of purchase price or replacement of product, at Buyer's choice. To the extent consistent with applicable law. Manufacturer DISCLAIMS ANY LIABILITY FOR COMPENSATORY OR OTHER DAMAGES ARISING OUT OF ANY USE CONTRARY TO LABEL DIRECTIONS. Use contrary to label directions is not permitted.

LEGAL RIGHTS:

THIS LIMITED WARRANTY GIVES YOU SPECIFIC LEGAL RIGHTS; YOU MAY HAVE OTHER RIGHTS THAT VARY FROM STATE/JURISDICTION TO STATE/JURISDICTION.

Manufactured by:
The Andersons, Inc.
P.O. Box 119
Maumee, OH 43537

(Back Panel)

Optional fertilizer marketing claims:

XX% Nitrogen – gives lawns their green color. Fertilizers with controlled-release nitrogen formulas will feed and green your lawn over a longer period of time.

XX% Phosphate – this nutrient is important for normal root development. Good roots are vital for grass to take up water and nutrients

XX% Potassium – Also called potash, helps lawns better tolerate extreme weather conditions.

Contributes to the overall vigor of grass.

Date Printed	06/18/21
Date Approved	4/29/04
Supersedes	11/5/97
Label changes	Prodiamine IRRD, Case No. 7201
Filename	9198-123
Label code	RVamd06182021

PRODIAMINE	GROUP	3	HERBICIDE
-------------------	--------------	----------	------------------

The Andersons Fertilizer with 0.21% Barricade® Herbicide

Optional claims:

- Contains Fortify-N

Active Ingredient:

Prodiamine*	0.21%
Other Ingredients:	99.79%
Total	100.00%

*(CAS No. 29091-21-2)

Barricade – trademark of Syngenta Crop Protection

For preemergence control of grass and broadleaf weeds in:

- established turf grasses (excluding golf course putting greens) and lawns
- landscape ornamentals
- established perennial & wildflower plantings

KEEP OUT OF REACH OF CHILDREN CAUTION

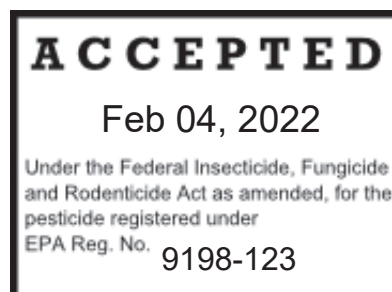
See back panel for additional Precautionary Statements and First Aid

EPA Reg. No. 9198-123

EPA Est. No. 9198-OH-1M, 9198-OH-2B, 9198-AL-001A, 9198-IN-3S

Underlined letter is first letter used in run code

Net Weight
Covers



The Andersons Fertilizer with 0.21% Barricade® Herbicide

GUARANTEED ANALYSIS

Total Nitrogen (N) XXX.XX%
Available Phosphorus (K₂O) XXX.XX%
Soluble Potash (P₂O₅) XXX.XX%
Plant Nutrients Derived From:

For products being sold into states which require metals information:

Information regarding the contents and levels of metals in this product is available on the internet at:
<http://www.regulatory-info-ap.com/>.

For products containing the micronutrient iron:

Notice: this product contains the micronutrient iron to help prevent iron deficiency. Iron may stain concrete surfaces and should not be applied on water dampened concrete and should be removed from these areas promptly after application by sweeping or blowing. Do not wash this product from concrete surfaces with water.

Nitrogen Notice: For those states with nitrogen application restrictions, including but not limited to MD, NH, NJ and VA, do not apply more than X.XX (5.4 - 16.4) lbs of this product per 1,000 sq. ft.

Phosphate Notice: This lawn/turf fertilizer contains phosphorus and is only for nonagricultural use on (i) turf during its first growing season, (ii) on turf areas being repaired or renovated, and (iii) on turf where a soil test performed within the last 3 years indicates a phosphorus deficiency. This fertilizer is not for the routine maintenance of turf.

PRECAUTIONARY STATEMENTS

CAUTION

Hazards to Humans and Domestic Animals

Causes moderate eye injury (irritation). Harmful if inhaled or absorbed through the skin. Avoid contact with skin, eyes, or clothing. Avoid breathing dust. Wash thoroughly with soap and water after handling. Prolonged or frequently repeated skin contact may cause allergic reactions in some individuals.

FIRST AID

- | | |
|------------------------|---|
| If in eyes | Hold eye open and rinse slowly and gently with water for 15-20 minutes. Remove contacts, if present, after the first 5 minutes, then continue rinsing. Call a poison control center or doctor for treatment advice. |
| If swallowed | Call a poison control center or doctor for treatment advice. Have person sip a glass of water if able to swallow. Do not induce vomiting unless told to by a poison control center or doctor. Do not give anything by mouth to an unconscious person. |
| If on skin or clothing | Take off contaminated clothing. Rinse skin immediately with plenty of water for 15-20 minutes. Call a poison control center or doctor for treatment advice. |
| If inhaled | Move person to fresh air. If person is not breathing, call 911 or an ambulance, then give artificial respiration, preferably mouth-to-mouth if possible. Call a poison control center or doctor for treatment advice. |

Have the product container or label with you when calling a poison control center or doctor or going for treatment. You may also contact 1-800-757-8951 for emergency medical treatment information.

Environmental Hazards

This product has low solubility in water. At the limit of solubility, this product is not toxic to fish. However, at concentrations substantially above the level of water solubility, it may be toxic to fish. Do not apply directly to water or to areas where surface water is present or to intertidal areas below the mean high water mark. Drift and runoff from treated areas may be hazardous to aquatic organisms in adjacent sites. Do not contaminate water when disposing of equipment washwaters.

NON-TARGET ORGANISM ADVISORY STATEMENT: This product is toxic to plants and may adversely impact the forage and habitat of non-target organism, including pollinators, in areas adjacent to the treated site. Protect the forage and habitat of non-target organisms by following label directions intended to minimize drift.

DIRECTIONS FOR USE

It is a violation of Federal Law to use this product in a manner inconsistent with its labeling.

For final printed labels which do include landscape ornamental uses:

Not for use on plants being grown for sale or other commercial use, or for commercial seed production, or for research purposes. For use on plants intended for aesthetic purposes or climatic modification and being grown in ornamental gardens or parks, or on golf courses or lawns.

For final printed labels which do not include landscape ornamental uses:

Not for use on turf being grown for sale or other commercial use as sod, or for commercial seed production, or for research purposes.

WEED RESISTANCE MANAGEMENT

For resistance management, this product is a Group 3 herbicide. Any weed population may contain or develop plants naturally resistant to this product and other Group 3 herbicides. The resistant biotypes may dominate the weed population if these herbicides are used repeatedly in the same field. Appropriate resistance management strategies should be followed.

To delay herbicide resistance take one or more of the following steps:

- Rotate the use of this product or other Group 3 herbicides within a growing season sequence or among growing seasons with different herbicide groups that control the same weeds in a field.
- Use tank mixtures with herbicide from a different group that are equally effective on the target pest when such use is permitted. Use at least the minimum application rate as labeled by the manufacturer.
- Adopt an integrated weed-management program for herbicide use that includes scouting and uses historical information related to herbicide use and crop rotation, and that considers tillage (or other mechanical control methods), cultural (e.g., higher crop seeding rates; precision fertilizer application method and timing to favor the crop and not the weeds), biological (weed-competitive crops or varieties) and other management practices.
- Scout before and after herbicide application to monitor weed populations for early signs of resistance development. Indicators of possible herbicide resistance include: (1) failure to control a weed species normally controlled by the herbicide at the dose applied, especially if control is achieved on adjacent weeds; (2) a spreading patch of non-controlled plants of a particular weed species; (3) surviving plants mixed with controlled individuals of the same species. If resistance is suspected, prevent weed seed production in the affected area by an alternative herbicide from a different group or by a mechanical method such as hoeing or tillage. Prevent movement of resistant weed seeds to other fields by cleaning harvesting and tillage equipment when moving between fields and planting clean seed.

- If a weed pest population continues to progress after treatment with this product, discontinue use of this product and switch to another management strategy or herbicide with a different mode of action, if available.
- Contact your local extension specialist or certified crop advisors for additional pesticide resistance-management and/or integrated weed-management recommendations for specific crops and weed biotypes.

GENERAL INFORMATION

The Andersons Fertilizer with 0.21% Barricade Herbicide is a preemergence herbicide that provides residual control of many grass and broadleaf weeds in turfgrasses and landscapes. This product controls susceptible weeds by inhibiting weed seeds germination and root development. Most effective weed control will be obtained when this product is activated by at least 0.5 inch of rainfall or irrigation, or with shallow (1 to 2 inches) incorporation, prior to weed seed germination and within 14 days following application.

APPLICATION DIRECTIONS

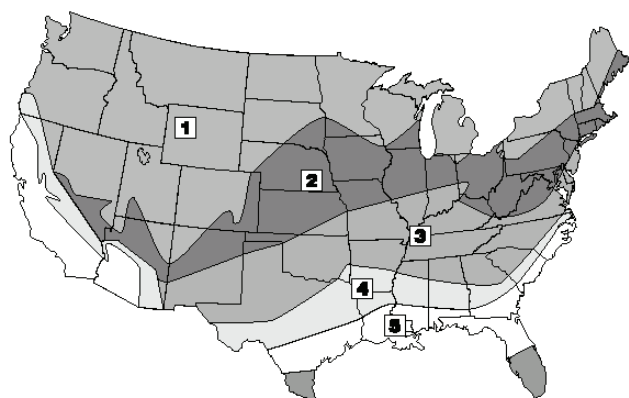
Apply uniformly through suitable, calibrated application equipment.

ESTABLISHED TURF

This product is a preemergence herbicide that, when properly applied as directed, will control certain grass and broadleaf weeds in established turf grasses and lawns. The maximum amount of this product that may be applied per year is given for each turf grass species in the **Maximum Annual Rates** section of this label.

Most effective weed control in turf grasses will be obtained when this product is activated by at least 0.5 inch of rainfall or irrigation prior to weed seed germination and within 14 days following application. See the map below for approximate crabgrass seed germination dates.

CRABGRASS GERMINATION DATES



Approx. Date

- 1 - After May 30
- 2 - After May 10
- 3 - After April 20
- 4 - After March 20
- 5 - Jan. 1 to March 20

Use Restrictions and Precautions

The following precautions apply to the use of this product in turf grasses and lawns:

- Application of this product may thin emerged annual bluegrass and newly over seeded grasses.
- Do not apply to over seeded turf within 60 days after seeding or until after the second mowing, whichever is longer.
- Injury to desirable seedlings is likely if this product is applied before seedling secondary roots are in the second inch of soil, not thatch plus soil.
- Do not apply to newly set sod until the following year.
- Application of this product to turf stressed by drought, low fertility, or pest damage may result in turf injury.
- Disturbing the herbicide barrier with cultural practices such as disking may result in reduced weed control.

- Do not apply this product to putting greens or areas where dichondra, colonial bentgrass, velvet bentgrass, or annual bluegrass (*Poa annua*) are desirable species.
- Do not graze or feed livestock forage cut from areas treated with this product.
- Do not apply this product through any type of irrigation system unless otherwise instructed by this label.
- Do not apply aerially.
- Do not apply to golf course putting greens.

Rates of Application

This product may be applied as a single application or in sequential applications to control weeds germinating throughout the year. All applications must be made prior to germination of the target weeds. This product will not control established weeds.

Maximum use rate selection should be based on turf species. The length of time of residual weed control provided by this product is related to the rate applied.

Maximum Annual Rates

This product is recommended for use on the turf grass species listed in the following table. Do not exceed the maximum yearly rate as given in the following table:

Maximum Annual Rates Table

Maximum Application Rate of this product per Calendar Year by Turf Grass Species¹			
Turf Species	lbs. AI/A	lbs. product /A	lbs. product/ 1000 sq. ft.
Bermudagrass ² , Bahiagrass, Centipedegrass, Seashore Paspalum, St. Augustinegrass, Tall Fescue (including turf-type), Zoysia	1.5	714	16.4
Buffalograss, Kentucky Bluegrass, Perennial Ryegrass	1.0	476	10.9
Creeping Red Fescue	0.75	352	8.1
Creeping Bentgrass	0.65	314	7.2

¹These are the maximum rates per calendar year by species limitations.

²May be used on newly sprigged or plugged Bermudagrass at rates not to exceed 238 lb./acre or 5.4 LB./1000 sq. ft. Newly sprigged or plugged Bermudagrass stolon rooting may be temporarily retarded. Suppression only of Foxtail, Goosegrass and Rescuegrass due to reduced product rates used in sprigging situations.

Do not apply more than 714 lbs. per acre (16.4 lbs./1,000 sq. ft.) of this product per calendar year. Use higher rates of this product to achieve higher levels of fertility and weed control for each turf type, but do not exceed the maximum application rates specified in the Maximum Annual Rates table.

Weeds Controlled

When used at the recommended rates this product will control:

Barnyardgrass	Cupgrass, Woolly	Lambsquarter, Common	Signalgrass, Broadleaf
Bluegrass, Annual (<i>Poa annua</i>)	Foxtails, Annual	Lovegrass	Speedwell, Persian
Carpetweed	Goosegrass ¹	Oxalis	Sprangletop
Chickweed, Common	Henbit	Panicum (Texas, Fall, Browntop)	Spurge, Prostrate
Chickweed, Mouseear (from seed)	Itchgrass	Pigweed	Witchgrass
Crabgrass (Large, Smooth)	Johnsongrass (from seed)	Purslane, Common	Woodsorrel, Yellow (from seed)
Crowfootgrass	Junglerice	Pusley, Florida	
	Knotweed	Rescuegrass ³	
	Kochia	Shepherd's Purse ²	

¹ In many areas a single application of 7.2 to 16.4 lbs./1,000 sq.ft. (314 to 714 lbs./A) of this product will control goosegrass. However, under heavy goosegrass pressure and/or an extended growing season, most effective weed control may be obtained by making an initial application of 7.2 to 10.9 lbs./1,000

sq. ft. (314 to 476 lbs./A) followed after 60 to 90 days by a second application at doses that would not exceed those given in the **Maximum Annual Rates Table**. Do not exceed the maximum rate for turf grass species listed in the **Maximum Annual Rates Table** above.

² Applications for this weed should be made in late summer, fall, or winter prior to germination. Do not exceed the maximum application rates specified in the Maximum Annual Rates table.

³ Suppression only.

Sequential applications may be made so long as the total amount of product applied does not exceed the maximum application rates specified in the Maximum Annual Rates table. All applications must be made prior to germination of the weed seeds.

When to Apply After Overseeding Turf

Do not apply to overseeded turf within 60 days after seeding or until after the second mowing, whichever is longer. Injury to desirable seedlings is likely if this product is applied before seedling secondary roots are in the second inch of soil, not thatch plus soil.

When to Overseed after Application – All States*

This product will inhibit the germination of turf species if overseeded too soon after application. Follow rates and intervals in the table below for best overseeding/reseeding results.

The Andersons Fertilizer with 0.21% Barricade Herbicide Rate			Interval Before Overseeding		
lbs/1000 sq. ft	lbs./A	ai/A	North	Transition	South
5.4	238	0.50	4 mo	4 mo	4 mo
7.2	314	0.65	5 mo	4 mo	4 mo
8.1	352	0.75	6 mo	5 mo	5 mo
8.9	386	0.81	---	6 mo	6 mo
10.9	476	1.00	---	7 mo	7 mo
12.6	548	1.15	---	---	9 mo
14.2	619	1.30	---	---	10 mo
16.4	714	1.50	---	---	12 mo

*Note: In AZ, CA, NV and TX, the overseeding interval can be shorter in established bermudagrass that has been overseeded with perennial ryegrass. See the next section "*Poa annua* Control in Established Bermudagrass Overseeded with Perennial Ryegrass (AZ, CA, NX and TX only)".

***Poa annua* Control in Established Bermudagrass Overseeded with Perennial Ryegrass (AZ, CA, NX and TX only)**

Use on golf courses (excluding golf course putting greens) and lawns when overseeding with perennial ryegrass (minimum seed rate of 350 lbs./A).

How Much and When to Apply

Amount to Apply		When to Apply	Expected Control	Use Precautions
Lbs./Acre	Lbs/1000			
179 – 310	4.1 – 7.1	6 to 8 weeks before ryegrass overseeding Second application 4-8 weeks after overseeding date or when perennial ryegrass roots are in the second inch of soil	One application for 70% or greater control of <i>Poa annua</i> Second application should enhance the residual under normal weather conditions	<ol style="list-style-type: none"> Some seed mortality and temporary reduction in root growth of new seedlings may occur To reduce the potential for seeding mortality, maintain a moist seedbed with light, frequent irrigation. Make no more than 2 applications per year for this use, and do not exceed 400 lbs./A (9.2 lbs/1000) for these two applications for <i>Poa annua</i> control in ryegrass overseeded turf Do not make a second application if any injury to the ryegrass is observed after the first application Do not make a second application unless the product was first applied before overseeding

Recommended Spreader Settings

These suggested spreader settings are not intended to replace calibration.
Please calibrate your spreader before applying product.

___ lbs. treats ___ ft² at the 236 lbs. product/acre – LIGHT RATE (7.2 lbs./1,000 sq. ft.)
 ___ lbs. treats ___ ft² at the 264 lbs. product/acre – LOW RATE (8.1 lbs./1,000 sq. ft.)
 ___ lbs. treats ___ ft² at the 357 lbs. product/acre – MEDIUM RATE (10.9 lbs./1,000 sq. ft.)
 ___ lbs. treats ___ ft² at the 536 lbs. product/acre – HIGH RATE (16.4 lbs./1,000 sq. ft.)

Spreader	Ground or PTO Speed	Width of Coverage	Spreader Settings			
			Light Rate	Low Rate	Medium Rate	High Rate
aa	X mph	XX ft/	X	X	X	X
bb	X mph	XX ft	X	X	X	X
cc	X mph	XX ft	X	X	X	X

LANDSCAPE ORNAMENTALS

This product may be applied for residual preemergence weed control in ornamentals (including established perennial and wildflower plantings).

Use Rates

Apply this product at 314 to 714 lbs./A (7.2 to 16.4 lbs./1,000 sq. ft) in fall and/or spring. Use higher rate of application for longer control periods. Sequential applications may be made so long as the total amount of product applied does not exceed the maximum annual application rate of 714 lbs./A (16.4 lbs./1,000 sq. ft.).

Application Timing and Information

This product is a preemergence herbicide and will not control emerged weeds. Most effective weed control in ornamentals will be obtained when this product is activated by at least 0.5 inch of rainfall or irrigation, or with shallow (1 to 2 inch) mechanical incorporation, and within 14 days following application.

Best weed control is obtained when this product is applied to soil free of clods, weeds, and debris such as leaves and mulch. Prior to application of this product, control existing vegetation by hand weeding, cultivation or the use of an appropriate postemergence herbicide.

Established Landscape Ornamentals

This product may be applied to established ornamentals as a broadcast, over-the-top, or directed application. Overhead irrigation or rainfall soon after application will wash granules off plant foliage and activate the product in the soil.

Newly-Transplanted Landscape Ornamentals

This product may be applied to established ornamentals as a broadcast, over-the-top, or directed application. Delay application to allow soil to settle around new transplants and water thoroughly before applying this product. Apply this product after cuttings form roots and become established. Apply before budding/grafting or after buds/grafts have taken to avoid any inhibition of the tissue union.

Tolerant Ornamental Species

This product will not harm trees, shrubs, vines, and flowers listed below. The species listed below in Table 1 are tolerant to this product. This product is also approved for application, except in California, to the species in Table 2, below. Best results will be obtained when this product is uniformly applied to the soil surface; avoid applying to ornamental shoots which may defeat the effort to get uniform distribution on the soil surface. This product may be applied over the top of the ornamental species listed below.

When plants are under stress (such as heat, drought, or frost damage) some cultivars of listed plants may be sensitive to this product. Avoid application to plants that are under stress.

Table 1 - Tolerant Ornamental Species - All States

Scientific name	Common name
<i>Abies</i> spp.	Fir species** (Balsam, Fraser, Noble, etc.)
<i>Acer palmatum</i>	Japanese Maple
<i>Acer platanoides</i>	Norway Maple
<i>Actinidia chinensis</i>	Kiwi*
<i>Agapanthus africanus</i>	Lily-of-the-Nile (African Lily)
<i>Arctostaphylos densiflora</i>	Vine Hill Manzanita
<i>Arctotheca calendula</i>	Cape Weed
<i>Aucuba japonica</i>	Japanese Aucuba
<i>Berberis gladwynensis</i>	Barberry
<i>Berberis julianae</i>	Wintergreen Barberry
<i>Berberis mentorensis</i>	Mentor Barberry
<i>Berberis thunbergii</i>	Japanese Barberry
<i>Berberis verruculosa</i>	Warty Barberry
<i>Buxus microphylla</i>	Japanese Boxwood
<i>Callistemon viminalis</i>	Weeping Bottlebrush
<i>Calluna vulgaris</i>	Scotch Heather
<i>Carpobrotus edulis</i>	Hottentot Fig (Ice Plant)
<i>Cassia artemisioides</i>	Feathery Cassia
<i>Ceanothus rigidus</i>	Wild Lilac
<i>Chamaecyparis pisifera</i>	False Cypress
<i>Cleyera japonica</i>	Cleyera
<i>Citrus</i> spp.	Citrus species*
<i>Cornus florida</i>	Flowering Dogwood
<i>Cornus stolonifera</i>	American Dogwood
<i>Cortaderia selloana</i>	Pampas Grass
<i>Cotoneaster apiculatus</i>	Cranberry Cotoneaster
<i>Cotoneaster buxifolius</i>	Cotoneaster
<i>Cotoneaster dammeri</i>	Bearberry Cotoneaster
<i>Cotoneaster microphyllus</i>	Rockspray Cotoneaster
<i>Crataegus</i> spp.	Hawthorne
<i>Cupressus sempervirens</i>	Italian Cypress
<i>Delosperma alba</i>	White Trailing Ice Plant
<i>Dodonaea viscosa</i>	Hop Bush

<i>Elaeagnus pungens</i>	Silverberry
<i>Euonymus fortunei</i>	Wintercreeper
<i>Euonymus japonica</i>	Japanese Spindle Tree (Evergreen Euonymus)
<i>Euonymus kiautschovicks</i>	Spreading Euonymus
<i>Fatsia japonica</i>	Japanese Aralia
<i>Forsythia intermedia</i>	Border Forsythia
<i>Forsythia viridissima</i>	Greenstem Forsythia
<i>Gardenia jasminoides</i>	Gardenia, Cape-Jasmine
<i>Gladiolus</i> spp.	Gladiolus species**
<i>Hedera helix</i>	English Ivy
<i>Hibiscus</i>	Rose of Sharon**
<i>Hibiscus Rosa-sinensis</i>	Chinese Hibiscus
<i>Ilex cornuta</i>	Chinese Holly
<i>Ilex crenata</i>	Japanese Holly
<i>Ilex opaca</i>	American Holly
<i>Ilex pernyi</i>	Holly
<i>Ilex vomitoria</i>	Yaupon Holly
<i>Iris</i> spp.	Iris species**
<i>Jasminium nudiflorum</i>	Winter Jasmine
<i>Juniperus chinensis</i>	Chinese Juniper
<i>Juniperus conferta</i>	Shore Juniper
<i>Juniperus horizontalis</i>	Creeping Juniper
<i>Juglans</i> spp.	Walnut*
<i>Justicia brandegeana</i>	Shrimp Plant
<i>Lagerstromia indica</i>	Crape Myrtle
<i>Ligustrum amurense</i>	Amur Privet
<i>Ligustrum japonicum</i>	Japanese Privet
<i>Ligustrum lucidum</i>	Glossy Privet (Wax-Leaf)
<i>Liriope muscari</i>	Big Blue Lillyturf
<i>Lonicera japonica</i>	Japanese Honeysuckle
<i>Lonicera tatarica</i>	Tatarian Honeysuckle
<i>Magnolia</i> spp.	Magnolia species**
<i>Malephora luteola</i>	Ice Plant
<i>Malus</i> spp.	Crabapple*
<i>Nandina domestica</i>	Heavenly Bamboo
<i>Narcissus</i> spp.	Narcissus species**
<i>Nerium</i> spp.	Oleander
<i>Olea europaea</i>	Olive*
<i>Ophiopogon japonicus</i>	Mondo Grass
<i>Osteospermum fruticosum</i>	Trailing African Daisy
<i>Oxydendrum arboreum</i>	Sourwood
<i>Persea americana</i>	Avocado*
<i>Photinia fraseri</i>	Frasier's Photinia (Redtip)
<i>Picea</i> spp.	Spruce species** (Colorado Blue, Norway, etc.)
<i>Pieris japonica</i>	Lily-of-the-Valley Shrub
<i>Pinus brutia</i>	Calabrian Pine
<i>Pinus canariensis</i>	Canary Island Pine
<i>Pinus elliotii</i>	Slash Pine
<i>Pinus halepensis</i>	Aleppo Pine
<i>Pinus nigra</i>	Austrian Black Pine
<i>Pinus palustris</i>	Longleaf Pine
<i>Pinus radiata</i>	Monterey Pine
<i>Pinus strobus</i>	Eastern White Pine
<i>Pinus sylvestris</i>	Scotch Pine
<i>Pinus taeda</i>	Loblolly Pine
<i>Pinus thunbergiana</i>	Japanese Black Pine
<i>Pinus virginiana</i>	Virginia Pine
<i>Pistacia</i> spp.	Pistachio*

<i>Pittosporum rhombifolium</i>	Queensland Pittosporum
<i>Pittosporum tobira</i>	Japanese Pittosporum
<i>Podocarpus macrophyllus</i>	Japanese Yew
<i>Prunus laurocerasus</i>	English Laurel
<i>Prunus</i> spp.	Almond, Apricot, Nectarine, Peach, Plum and Prune*
<i>Pseudotsuga menziesii</i>	Douglas Fir**
<i>Pyracantha coccinea</i>	Firethorn Scarlet
<i>Pyracantha fortuneana</i>	Firethorn
<i>Pyracantha koidzumii</i>	Firethorn
<i>Pyrus</i> spp.	Bradford Pear spp.
<i>Quercus rubra</i>	Oak species
<i>Raphiolepis indica</i>	Indian Hawthorne
<i>Rhododendron</i> (including Azalea)	'Coral Bells' 'Formosa' 'Hino-crimson' 'PJM' 'Roseum Elegans'
<i>Rosa banksiae</i>	Lady Bank's Rose
<i>Rosmarinus officinalis</i>	Rosemary*
<i>Rumohra adiantiformis</i>	Leatherleaf Fern
<i>Santolina virens</i>	
<i>Sedum album</i>	Stonecrop
<i>Syzygium paniculatum</i>	Japanese Boxcherry
<i>Taxus cuspidata</i>	Japanese Yew
<i>Taxus media</i>	Yew
<i>Thuja occidentalis</i>	American Arborvitae
<i>Trachelospermum asiaticum</i>	Star Jasmine
<i>Tsuga canadensis</i>	Canada Hemlock
<i>Tulipa</i> spp.	Tulip species
<i>Viburnum japonicum</i>	Japanese Viburnum
<i>Viburnum odoratissimum</i>	Sweet Viburnum
<i>Viburnum plicatum</i>	Japanese Snowball
<i>Viburnum rigidum</i>	Canary Island Viburnum
<i>Viburnum tinus</i>	Laurustinus
<i>Viburnum trilobum</i>	Cranberry Bush
<i>Viburnum wrightii</i>	Leatherleaf Viburnum
<i>Vinca major</i>	Vinca
<i>Vinca minor</i>	Dwarf Periwinkle
<i>Vitis</i> spp.	Grape*
<i>Weigela florida</i>	Old Fashioned Weigela
<i>Yucca aloifolia</i>	Spanish Bayonet
<i>Yucca filamentosa</i>	Yucca, Adam's Needle

*Do not use on food producing trees, vines, or plants.

**Not for use on container grown plants.

Table 2 - Tolerant Ornamental Species/Varieties - All States except CA

Scientific name	Common name
<i>Abelia grandiflora</i>	Abelia: Sherwood
<i>Achillea</i> spp.	Yarrow: King Edward
<i>Agapanthus orientalis</i>	
<i>Akebia quinata</i>	Five-Leaf or Chocolate Vine
<i>Allium cernuum</i>	Lady's Leek, Nodding Onion
<i>Anemone hybrida</i>	Japanese Anemone
<i>Aquilegia</i> spp.	Aquilegia: Red and Gold
<i>Artemisia</i> spp.	Wormwood; Silver Mound, Castle
<i>Aster</i> spp.	Aster: Bonny Blue, Purple Dome

<i>Aster X frikartii</i>	Lady Fern; Fern Lady
<i>Athyrium filix-femina</i>	Fibrous Begonia: Hardy Grandis
<i>Begonia</i> spp.	
<i>Bergenia cordifolia</i>	Snowbank
<i>Boltonia asteroides</i>	Bougainvillea
<i>Bougainvillea</i> spp.	Butterfly-Bush (Dwarf Blue); Royal Red
<i>Buddleia davidii</i>	Crimson Bottlebrush
<i>Callistemon citrinus</i>	Tussock Bellflower; (White Clips)
<i>Campanula carpatica</i>	Trumpet Creeper, Trumpet Flower; Madame Galen
<i>Campis X tagliabuana</i>	
<i>Ceratostigma plumbaginoides</i>	
<i>Chrysanthemum nipponicum</i>	
<i>Coreopsis</i> spp.	Coreopsis (Calliopsis): Early Sunrise, Moonbeam
	Lucifer
<i>Crocsmia</i> spp.	Cooperi Pink
<i>Delosperma</i> spp.	Larkspur; Blue Elf
<i>Delphinium</i> spp.	Dianthus, Maiden Pinks 'Zing'
<i>Dianthus deltoides</i>	Cheddar Pink
<i>Dianthus gratianopolitanus</i>	Coneflower, Purple; Magnus
<i>Echinacea pupurea</i>	Weeping Forsythia
<i>Forsythia suspensa</i>	Gaillardia, Blanket Flower: 'Goblin'
<i>Gaillardia</i> spp.	
<i>Gaura</i> spp.	
<i>Gentiana dahurica</i>	Gentian
<i>Geranium cinereum</i>	Cranesbill
<i>Gypsophila repens</i>	Baby's Breath
<i>Helianthemum</i> spp.	Sunrose
<i>Hemerocallis</i> spp.	Daylily: Aztec Gold, Stella De Oro, Tender Love
<i>Heucherella</i> spp.	Coral Bell; Bridget Bloom
<i>Hibiscus</i> spp.	Mallow; Disco Belle White
<i>Hosta plantaginea</i>	Hosta, Plantain Lily (Fragrant)
<i>Hosta sieboldiana</i>	Hosta, 'Searsucker'
<i>Houttuynia cordata</i> var. <i>variegata</i>	
<i>Hydrangea macrophylla</i>	Bigleaf Hydrangea
<i>Inula ensifolia</i>	
<i>Iris ensata</i>	Sword-Leaved Iris; Jodlesong
<i>Iris siberica</i>	Siberian Iris; Cabernet
<i>Juniperus davurica</i>	Parsoni
<i>Lagerstromia indica x fauriei</i>	Crape Myrtle; Tuscarora
<i>Lantana montevidensis</i>	Weeping Lantana
<i>Lavender</i> spp.	Lavender; Munstead
<i>Leontopodium alpinum</i>	Edelweiss
<i>Ligustrum sinense</i>	Chinese Privet; Variegata
<i>Lilium</i> spp.	Lily: Jazz
<i>Lirope muscari</i> var. <i>variegata</i>	Lirope, Variegated
<i>Lirope spicata</i>	Lirope, Creeping
<i>Lobelia cardinalis</i>	Cardinal Flower, Indian Pink
<i>Loropetalum chinense</i>	Burgundy
<i>Lythrum</i> spp.	Loosestrife; Modern Pink
<i>Miscanthus sinensis</i>	Yaku Jima, Silberfeder
<i>Oenothera missourensis</i>	Evening Primrose
<i>Osmanthus heterophyllus</i>	Osmanthus (False Holly): Gulf Tide
<i>Paeonia suffruticosa</i>	Tree Peony
<i>Pennisetum setaceum</i>	Fountain Grass (Dwarf)
<i>Perovskia atriplicifolia</i>	
<i>Physostegia virginiana</i>	Dragonhead, False; Vivid
<i>Quercus shumardii</i>	Oak, Shumard's Red
<i>Raphiolepis umbellata</i>	Yedda Hawthorne

<i>Rhododendron</i> (including azalea)	'Delaware Valley White' 'Flame Creeper' 'Girard Crimson' 'George L. Tabor' Wakeiebisu White Gumpo
<i>Rudbeckia</i> spp.	Black-Eyed Susan: Goldstrum
<i>Saxifraga</i> spp.	Saxifrage; Purple Dome
<i>Scabiosa</i> spp.	Pincushion Flower
<i>Sedum cauticola</i>	Stonecrop; Lidakense
<i>Sedum dasyphyllum</i>	Stonecrop
<i>Sedum spurium</i>	Stonecrop; Dragon's Blood
<i>Spiraea bumalda</i>	Spiraea: Anthony Waterer
<i>Syzyglum paniculatum</i>	Australian Brushcherry
<i>Teucrium</i> spp.	Germander
<i>Thalictrum dipterocarpum</i>	Meadow Rue
<i>Veronica</i> spp.	Veronica, Speedwell; Sunny Border
<i>Viburnum suspensum</i>	Arrowood Viburnum

STORAGE AND DISPOSAL

Do not contaminate water, food, or feed by storage or disposal.

Storage: Store in original container away from fertilizer, feed, or food stuffs and separated from other pesticides.

Pesticide Disposal: Wastes resulting from the use of this product may be disposed of on site or at an approved waste disposal facility.

Container Disposal: Completely empty container into application equipment. Nonrefillable container. Do not reuse or refill this container. Offer for recycling, if available. If not available, then dispose of empty bag or box in a sanitary landfill or at an incineration facility; or, if allowed by state and local authorities, by burning locally. If burned, stay out of smoke.

IMPORTANT: READ BEFORE USE:

Read the entire Directions for Use and the Warranty Disclaimer and Limitation of Liability before using this product. If terms are not acceptable, return the unopened product container at once. By using this product, user or Buyer accepts the following Warranty Disclaimer and Limitation of Liability:

WARRANTY DISCLAIMER and LIMITATION of LIABILITY:

Manufacturer warrants that this product conforms to the chemical description on the label and is reasonably fit for the purposes stated on the label when used in strict accordance with the directions. Manufacturer makes NO OTHER EXPRESS OR IMPLIED WARRANTY OF MERCHANTABILITY OR FITNESS FOR A PARTICULAR PURPOSE. To the extent consistent with applicable law, it is Manufacturer's intent to LIMIT ANY LIABILITY FOR SPECIAL, CONSEQUENTIAL OR INCIDENTAL ECONOMIC DAMAGES to refund of purchase price or replacement of product, at Buyer's choice. To the extent consistent with applicable law. Manufacturer DISCLAIMS ANY LIABILITY FOR COMPENSATORY OR OTHER DAMAGES ARISING OUT OF ANY USE CONTRARY TO LABEL DIRECTIONS. Use contrary to label directions is not permitted.

LEGAL RIGHTS:

THIS LIMITED WARRANTY GIVES YOU SPECIFIC LEGAL RIGHTS; YOU MAY HAVE OTHER RIGHTS THAT VARY FROM STATE/JURISDICTION TO STATE/JURISDICTION.

Manufactured by:
The Andersons, Inc.
PO Box 119
Maumee, OH 43537

Date Printed	1/14/2021
Date Approved	4/29/04
Supersedes	11/5/97
Label changes	Prodiamine IRRD, Case No. 7201
Filename	9198-123
Label code	Rvamd01142021