

9198-60

12-29-2010

1/19



UNITED STATES ENVIRONMENTAL PROTECTION AGENCY
WASHINGTON, D.C. 20460

NOTIFICATION

DEC 29 2010

OFFICE OF CHEMICAL SAFETY
AND POLLUTION PREVENTION

Debbie Ziehr
The Andersons Lawn Fert. Div. Inc. d/b/a Free Flow Alert
P.O.Box 119
Maumee, OH 43537

Subject: Notification to add marketing statements to 9198-60

Dear Ms. Ziehr:

The Agency is in receipt of your Application for Pesticide Notification under Pesticide Registration (PRN)98-10 dated November 8, 2010, for the abovementioned product. The Registration Division (RD) has conducted a review of this request for its applicability under PRN 98-10 and finds that the actions requested fall within the scope of PRN 98-10. The label submitted with the application has been stamped "Notification" and will be placed in our records.

If you have any questions regarding this letter, please contact Samantha Hulkower at (703) 603-0683.

Sincerely,

A handwritten signature in black ink, appearing to read "Mark Suarez", with a long horizontal flourish extending to the right.

Mark Suarez
Product Manager 13
Registration Division (7505P)
Office of Pesticide Programs



United States
Environmental Protection Agency
 Washington, DC 20460

Registration
 Amendment
 Other

OPP Identifier Number

Application for Pesticide - Section I

1. Company/Product Number 9198-60	2. EPA Product Manager Suarez	3. Proposed Classification <input checked="" type="checkbox"/> None <input type="checkbox"/> Restricted
4. Company/Product (Name) Easy Weeder Flower and Garden Weed Preventer	PM# 13	
5. Name and Address of Applicant (Include ZIP Code) The Andersons Lawn Fert. Div. Inc. d/b/a Free Flow Fert. PO Box 119 Maumee, OH 43537 <input type="checkbox"/> Check if this is a new address	6. Expedited Review. In accordance with FIFRA Section 3(c)(3)(b)(i), my product is similar or identical in composition and labeling to: EPA Reg. No. _____ Product Name _____	

Section - II

<input type="checkbox"/> Amendment - Explain below.	<input type="checkbox"/> Final printed labels in response to Agency letter dated _____
<input type="checkbox"/> Resubmission in response to Agency letter dated _____	<input type="checkbox"/> "Me Too" Application.
<input checked="" type="checkbox"/> Notification - Explain below.	<input type="checkbox"/> Other - Explain below.

Explanation: Use additional page(s) if necessary. (For section I and Section II.)

Notification of Label change per PR Notice 98-10: Added optional marketing claims. See cover letter for details.

This notification is consistent with the guidance of PR Notice 98-10 and the requirements of EPA's regulations at 40 CFR 153.10 and 40 CFR 152.46 and not other changes have been made to the labeling or the confidential statement of formula of this product. I understand that it is a violation of 18 U.S.C. Sec. 1001 to willfully make any false statement to EPA. I further understand that if this notification is not consistent with the guidance of PR Notice 98-10 and the requirements of 40 CFR 156.10 and 40 CFR 152.46, this product may be in violation of FIFRA and I may be subject to enforcement action and penalties under sections 12 and 14 of FIFRA.

Section - III

1. Material This Product Will Be Packaged In:				2. Type of Container	
Child-Resistant Packaging <input type="checkbox"/> Yes <input checked="" type="checkbox"/> No	Unit Packaging <input type="checkbox"/> Yes <input checked="" type="checkbox"/> No	Water Soluble Packaging <input type="checkbox"/> Yes <input checked="" type="checkbox"/> No		<input type="checkbox"/> Metal	<input checked="" type="checkbox"/> Plastic
* Certification must be submitted		If "Yes" Unit Packaging wgt.	No. per container	If "Yes" Package wgt	No. per container.
3. Location of Net Contents Information <input type="checkbox"/> Label <input checked="" type="checkbox"/> Container		4. Size(s) Retail Container 25 - 1,000 lbs.		5. Location of Label Directions <input checked="" type="checkbox"/> On label	
6. Manner in Which Label is Affixed to Product <input checked="" type="checkbox"/> Lithograph Paper glued Stenciled			<input type="checkbox"/> Other _____		

Section - IV

1. Contact Point (Complete items directly below for identification of individual to be contacted, if necessary, to process this application.)					
Name Debbie Ziehr		Title Regulatory Administrator		Telephone No. (Include Area Code) 419-891-6671	
<p align="center">Certification</p> <p>I certify that the statements I have made on this form and all attachments thereto are true, accurate and complete. I acknowledge that any knowingly false or misleading statement may be punishable by fine or imprisonment both under applicable law.</p>					6. Date Application Received (Stamped)
2. Signature 		3. Title Regulatory Administrator			
4. Typed Name Debbie Ziehr		5. Date 11/8/10			

5/1/0

(FRONT PANEL)
HOMEOWNER USE ONLY
(for internal use only, will not appear on final label)

EASY WEEDER FLOWER AND GARDEN WEED PREVENTER

Optional marketing claims:

- Flower & Garden weed preventer
- For season long weed control around your flowers vegetables, roses, trees, shrubs and groundcovers
- For all-season weed control around flowers, vegetables, roses, trees, shrubs & groundcovers
- For all season weed control in perennial & annual flower beds, around shrubs & trees, in flowering bulb gardens, in vegetable gardens
- Stop weeds as they sprout
- Stops weeds before they start!
- Stops weeds as they start for larger, stronger and healthier plants
- Prevents weeds from growing
- Prevents weeds in flower and vegetable gardens & around trees and shrubs
- Prevents Weeds From Starting
- For use around flowers, vegetables, trees and shrubs
- Anytime application*
*around trees, shrubs and established plants
- Apply Dry
- Easy to use applicator
- Easy top-dispensing canister
- Easy-To-Use Dispenser
- To open Tear Here, Easy Open, Reusable Bag
- Made in the USA
- for Flowers, Trees, Shrubs & Gardens
- Prevents Weeds All Season Long
- Contains a Tracking Agent for Easy Application

NOTIFICATION

DEC 29 2010

ACTIVE INGREDIENT:

Trifluralin 1.47%

INERT INGREDIENTS 98.53%

TOTAL 100.00%

KEEP OUT OF REACH OF CHILDREN

CAUTION

SEE BACK PANEL FOR ADDITIONAL PRECAUTIONARY STATEMENTS

Or for certain label types:

See side panel booklet for additional precautionary statements.

HERBICIDE

NET WEIGHT ___ LBS.

TREATS A MINIMUM _____ SQ. FT.

EPA Reg. No. 9198-60

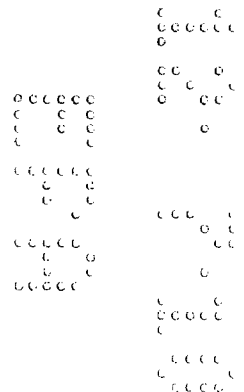
EPA Est. 9198-OH-1M, 9198-OH-2B, 9198-AL-001A

Underlined letter used is first letter in run code

Optional for subregistrant:

Sign up to receive timely garden & lawn tips

www.jonathangreen.com



(BACK PANEL)
HOMEOWNER USE ONLY
(for internal use only, will not appear on final label)

EASY WEEDER FLOWER AND GARDEN WEED PREVENTER

KEEP OUT OF REACH OF CHILDREN

CAUTION

PRECAUTIONARY STATEMENTS

HAZARDS TO HUMANS AND DOMESTIC ANIMALS

Caution: Causes moderate eye irritation. Avoid contact with eyes or clothing. Prolonged or frequently repeated skin contact may cause allergic reactions in some individuals. Users should wash hands before eating, drinking, chewing gum, using tobacco or using the toilet. Users should remove clothing immediately if pesticide gets inside. Then wash thoroughly and put on clean clothing.

FIRST AID	
If in eyes	Hold eye open and rinse slowly and gently with water for 15-20 minutes. Remove contacts, if present, after the first 5 minutes, then continue rinsing. Call a poison control center or doctor for treatment advice.
If swallowed	Call a poison control center or doctor for treatment advice. Have person sip a glass of water if able to swallow. Do not induce vomiting unless told to do by a poison control center or doctor. Do not give anything by mouth to an unconscious person.
If on skin or clothing	Take off contaminated clothing. Rinse skin immediately with plenty of water for 15-20 minutes. Call a poison control center or doctor for treatment advice.
If inhaled	Move person to fresh air. If person is not breathing, call 911 or an ambulance, then give artificial respiration, preferably mouth-to-mouth if possible. Call a poison control center or doctor for treatment advice.
Have the product container or label with you when calling a poison control center or doctor or going for treatment. You may also contact 1-800-757-8951 {or 1-800-341-0020} for emergency medical treatment information.	

ENVIRONMENTAL HAZARDS

This pesticide is extremely toxic to freshwater marine and estuarine fish and aquatic invertebrates including shrimp and oyster. Do not apply directly to water. Do not apply in a manner which will directly expose canals, lakes, streams, ponds, marshes or estuaries to aerial drift. Do not contaminate water by disposing of equipment washwaters.

GENERAL INFORMATION

What Easy Weeder Does:

Easy Weeder prevents many broadleaf and grass weeds from germinating around listed flowers, bulbs, vegetables, roses, trees, shrubs and ground covers. It provides all-season weed control, eliminating difficult and time consuming hand weeding. Without weeds to compete for space, plant nutrients and water, your valuable plants can grow larger, stronger, and healthier. Do not apply to Ajuga, Myrtle or Pachysandra as injury may result.

Easy Weeder Prevents the Following Weeds From Germinating:

- Grass Weeds: Annual Bluegrass, Barnyard Grass (Watergrass), Brachiaria, Bromegrass, Cheat, Crabgrass, Fall Panicum, Foxtail, Goosegrass, Johnsongrass (from seed), Junglerice, Lovegrass, Sandbur, Signalgrass, Stinkgrass, Sprangletop, Texas Panicum, Wildcane, Witchgrass and Woolly Cupgrass.
- Broadleaf Weeds: Carelessweed, Carpetweed, Common Chickweed, Florida Purslane (Pusley), Goosefoot, Knotweed, Kocchia, Lambsquarter, Pigweed (Spiney and Redroot), Purslane, Russian Thistle, Stinging Nettle.

6
19

(BACK PANEL)
HOMEOWNER USE ONLY
(for internal use only, will not appear on final label)

Easy Weeder is Recommended for Use Around These Established Flowers, Bulbs, Shrubs, Trees, and Ground Covers:

Bulbs – Daffodil, Dahlia, Gladiolus (Corms at least 1” diameter), and Tulips.

Flowers - Achillea, African Daisy, Ageratum, Alyssum, Arcototis, Aster (Perennial), Baby’s Breath, Balsam, Black-eyed Susan, Calendula, California Poppy, Calliopsis, Carnation, Centaurea, Chrysanthemum, Coreopsis, Cornflower, Cosmos, Dianthus, Dimorphetheca, Dusty Miller, Floss Flower, Forget-Me-Not, Four O’Clock, Gaillardia, Geum, Golden Glow, Hollyhock, Impatiens, Ixora (Coccinea), Lamb’s Ears, Lobelia, Lupines, Marigold, Morning Glory, Nasturtium, Nicotiana, Periwinkle, Petunia, Phlox, Poppy (California), Portulaca, Rose, Rudbeckia, Salvia, Scabiosa, Shasta Daisy, Snapdragon, Snow On The Mountain, Statice, Stock, Sunflower, Sweet Alyssum, Sweet Pea, Sweet Sultan, Sweet William, Vinca, Yarrow, Zinnia.

Shrubs – Abelia, Acacia, Africa Sumac, American Arborvitae, American Cherry Laurel, Azalea, Barberry, Boganvillea, Boxwood, Bottlebrush, Camellia, Carolina Jasmine, Century Plant, Cinquefoil, Cleyera, Common Lilac, Cotoneaster, Crape Myrtle, Deutzia, Elaeagnus, Euonymus, Forsythia, Fraser’s Photinia, Gardenia, Heather, Hibiscus, Holly, Honeysuckle, India, Hawthorn, Ixora, Japanese Andromeda, Juniper, Lantana, Leucothoe, Mock-Orange, Mountain Laurel, Mugho Pine, Nandina domestica, Oleander, Osmanthus, Pieris Japonica, Pineapple Guava, Pittosporum, Privet, Pyracantha, Raphiolepis, Rhododendron, Robira, Rose, Sakaki, Spiraea, Trumpet Honeysuckle, Viburnum, Weigela Bristol Ruby, Willow, Xylosma, Yew, Yewpine, and Yucca.

Trees - Apple, Bald Cypress, Balsam Fir, Banana, Black Gum, Black Locust, Black Walnut, Canada Hemlock, Chilean Mesquite, Chinese Chestnut, Chinese Elm, Cottonwood, Crabapple, Dogwood Flowering, Douglas Fir, Eucalyptus, European White Birch, Ficus, Ginko, Honey Locust, Japanese Larch, London Plane-Tree, Mahogany, Maple, Mexican Fan Palm, Oak, Palm, Paper Birch, Pine, Redbud, River Birch, Russianolive, Salix, Sourwood, Southern Magnolia, Spruce, Colorado Blue Spruce, Stone-Fruits, Sweetgum, Sycamore, Tuliptree, White Ash, White Mulberry, Willow, and Yoshino Flowering Cherry.

Groundcovers - Aaronsbeard, Asian Jasmine, Asparagus Fern, Beechgrass, Beach Strawberry, Bellflower (Adriatic), Bellflower (Poscharsky), Bigblue Lilyturf, Blue Fescue, Bunge, California Ivy, Ceanothus, Coreopsis, Cotoneaster, Crown Vetch, Daisy Trailing African, Daylily, Dwarf Coyote Brush, Dwarf Peter Pan, Gazania, Germander, Ivy (Algerian), Ivy (English), Largeleaf Ice Plant, Lily-of-the-Nile, Lilirope, Marigold, Mascarene grass, Myoporum, Pampas Grass, Periwinkle, Plumbago (Dwarf), Rockrose, Rose of Sharon, Rosemary, Rupturewort, Snow-in-Summer, Speedwell, St. Johnswort, Stonecrop (Sedum), Strawberry (Beach), Thrift-Sea-Pink, Tickseed, Variegated Carex, Verbena, Wirevine (Creeping), Yarrow (Woolly) and Zoysiagrass

DIRECTIONS FOR USE

It is a violation of Federal Law to use this product in a manner inconsistent with its labeling.

Not for use on plants being grown for sale or other commercial use as sod, or for commercial seed production, or for research purposes. For use on plants intended for aesthetic purposes or climatic modification and being grown in ornamental gardens or parks, or on golf course or lawns.

Entry Restrictions: Do not allow people or pets to enter the treated area until dusts have settled. If watering-in is required after application, do not enter or allow others to enter the treated areas (except those involved in the watering) until the watering-in is complete and the surface is dry.

Application Restrictions: Do not apply this product in a way that will contact any person or pet, either directly or through drift. Keep people and pets out of the area during application.

Use spreader in garden beds only. Do not use Easy Weeder Flower and Garden Weed Preventer on lawns. Never use when planting seed except for the vegetables listed. Do not use with flower seeds.

(BACK PANEL)
HOMEOWNER USE ONLY
(for internal use only, will not appear on final label)

When to Apply Easy Weeder in Home Gardens:


Early application is best for easy weed control all season long. Or, apply any time around shrubs, trees and established plants. Before sowing listed vegetables by seed, apply product {no earlier than 10 weeks} prior to planting.

How to Apply Easy Weeder:

Since Easy Weeder works by preventing weed seed germination, existing weeds must be removed before applying. Avoid over-application to prevent carryover problems with sensitive plants the following season. Do not use in enclosed areas such as greenhouses.


For Established Plant Application: Flowers, listed vegetables, ornamentals and trees: sprinkle on soil surface (wearing rubber or plastic gloves or with a spreader) to match Example A (this is 1 oz. per 10 sq. ft.) For best results, lightly water into soil after application.

Example A



For Pre-Planting Application: Prior to transplanting 2-3" listed flowers, {or, less than 10 weeks prior to planting vegetable seed}; apply in medium soil to match Example B and mix in (this equals 1 oz. per 60 sq. ft.) Mix into soil with rake or roto-tiller 1-3" deep. Transplant. Do not apply after transplanting, except on Irish potatoes. (See chart below for light [sandy] or heavy [clay] soil.)

Example B



Application Rates for Mixing into Soil:			
Soil Texture Rates*	Light (Sandy)	Medium	Heavy (Clay)
Use 1 weight ounce (1/4 cup)** per	80 sq. ft.	60 sq. ft.	40 sq. ft.
Or 1 lb.(4 cups)** per	1,280 sq. ft.	960 sq. ft.	640 sq. ft.
*1 cup (tightly packed) equals 1/4 pound**.			
**Note: the weight/cup ratio may change due to the formulation used by subregistrant			

For Use In Home Vegetable Gardens

- (1) **From Seed:** Carrots, Celery, Okra, Southern or Cow Peas, Field Peas, Black-Eyed Peas, Green Peas, Lima Beans, Snap Beans, Broccoli, Brussel Sprouts, Cabbage, Cauliflower, Turnip Greens, Mustard Greens, Collard, Kale. **Treat prior to seeding.**
- (2) **Post Emergent:** Cantaloupe, Cucumber, Watermelon. **Apply after plants are in 3 to 4 true leaf stage.**
- (3) **Asparagus:** Established only. Apply after ferns are removed, but prior to spear emergence.
- (4) **Before Transplanting:** Celery, Broccoli, Brussel Sprouts, Cabbage, Cauliflower, Peppers, Tomatoes. **Make application to prepared soil and incorporate into {the top 1 to 3 inches} soil prior to transplanting.**
- (5) **Potato (except Maine):** May be applied after planting, before emergence or after emergence. Use care not to damage seed pieces in cultivating, nor to allow treated soil to contact emerged plant foliage.

In all cases, cultivate the Easy Weed 'n Green into the soil after application, using care not to damage emerged crops.

8
10

(BACK PANEL)
HOMEOWNER USE ONLY
(for internal use only, will not appear on final label)

STORAGE AND DISPOSAL

Do not contaminate water, food, or feed by storage and disposal.

PESTICIDE STORAGE: Keep container closed and away from food, feedstuffs and domestic water supplies.

DISPOSAL:

If empty: Nonrefillable container. Do not reuse or refill this container. Offer for recycling, if available.

If partly filled: Call your local solid waste agency for disposal instructions. Never place unused product down any indoor or outdoor drain.

IMPORTANT: READ BEFORE USE:

Read the entire Directions for Use and the Warranty Disclaimer and Limitation of Liability before using this product. If terms are not acceptable, return the unopened product container at once. By using this product, user or Buyer accepts the following Warranty Disclaimer and Limitation of Liability:

WARRANTY DISCLAIMER and LIMITATION of LIABILITY:

Manufacturer warrants that this product conforms to the chemical description on the label and is reasonably fit for the purposes stated on the label when used in strict accordance with the directions. Manufacturer makes NO OTHER EXPRESS OR IMPLIED WARRANTY OF MERCHANTABILITY OR FITNESS FOR A PARTICULAR PURPOSE. To the extent consistent with applicable law, it is Manufacturer's intent to LIMIT ANY LIABILITY FOR SPECIAL, CONSEQUENTIAL OR INCIDENTAL ECONOMIC DAMAGES to refund of purchase price or replacement of product, at Buyer's choice. To the extent consistent with applicable law, Manufacturer DISCLAIMS ANY LIABILITY FOR COMPENSATORY OR OTHER DAMAGES ARISING OUT OF ANY USE CONTRARY TO LABEL DIRECTIONS. Use contrary to label directions is not permitted.

LEGAL RIGHTS:

THIS LIMITED WARRANTY GIVES YOU SPECIFIC LEGAL RIGHTS; YOU MAY HAVE OTHER RIGHTS THAT VARY FROM STATE/JURISDICTION TO STATE/JURISDICTION.

Manufactured By:
The Andersons Lawn Fertilizer Division, Inc.
d/b/a Free Flow Fertilizer
P. O. Box 119
Maumee, OH 43537

(BACK PANEL)
HOMEOWNER USE ONLY
(for internal use only, will not appear on final label)

Optional information for subregistrants:

Now you can enjoy a beautiful weed-free garden. With {brand name}, it's never been easier to stop weeds before they start. The handy applicator makes it easy to dispense product exactly where you want it. And the patented overcap can be used as a funnel, along with our larger size bags, for easy refill with no spills, no mess!

EASY-TO-USE APPLICATOR

[illus.]

1. Remove top overcap.
Unscrew nozzle and remove safety seal from jug.

[illus.]

2. Extend nozzle applicator and rotate as shown.

[illus.]

3. Apply to soil.

EASY-TO-REFILL

[illus.]

1. Press firmly through circle and tear it away from overcap.

[illus.]

2. Unscrew and remove nozzle. Place inverted overcap onto jug opening.

[illus.]

3. Refill jug by pouring product from {brand name} refill bag.

Peel here to OPEN {graphic of page corner}
Questions?

Call our gardening hotline at 1-800-645-8166, Monday through Friday, 9 a.m. to 5 p.m. E.S.T. You'll find the answers you need and you'll feel as though you're talking to a friend over the back fence.

For gardening tips and information, visit Miracle-Gro on the World Wide Web at www.miracle-gro.com.

To prevent possible staining to non-labeled surfaces (i.e. concrete, stone walks, vinyl surfaces, etc.) remove stray granules as soon as possible.

If you want more information on growing a beautiful garden, call our garden hotline at 1-800-645-8166.

SATISFACTION GUARANTEED OR YOUR MONEY BACK!

We are confident that you will love the superior results you get with {brand name}. If you are not satisfied, please return the complete empty package with your store receipt to us within six months of purchase so that we can promptly refund your purchase price (limit one package per family). Send to: Miracle-Gro Lawn Products, Inc., 14111 Scottslawn Road, Marysville, OH 43041.

Now you can enjoy a beautiful weed-free garden. With {brand name}, you can stop weeds before they start. It's easy to refill our convenient jug with the contents of this bag. Just use the patented funnel overcap on the jug and refill with no spills, no mess! Then, easily dispense product exactly where you want it with our handy jug applicator.

EASY-TO-REFILL

(For use with {brand name} 5 lb. Jug)

[illus.]

Pull tab to remove plastic circle from overcap.

[illus.]

Unscrew and remove nozzle. Place inverted overcap firmly onto opening of jug.

[illus.]

Refill jug by pouring product from {brand name} refill bag.

19
10

(BACK PANEL)
HOMEOWNER USE ONLY
(for internal use only, will not appear on final label)

Visit our website www.jonathangreen.com

My pledge of satisfaction

We have made every effort in the formulation of this product to insure that you will be satisfied with the results. If, for any reason, you are not satisfied, please write and describe the problem. Our garden specialists will make every effort to assure your success.

Contact Us:

Website: www.expertgardener.org

Phone: 1-800-341-0020

Made in the USA

Questions or Comments: Call 1-800-341-0020 or website at www.expertgardener.org

Expert Gardener Guarantee:

When you choose Expert Gardener products, you can be assured of the highest quality and performance in your lawn and garden. If for any reason you are not completely satisfied with this product, we will refund the purchase price you paid. Please mail your name, address and proof of purchase (dated receipt and package UPC/barcode) to the address at left. Also, to ensure quality control, please write us a brief note explaining your experience with our product and reason for seeking a refund.

WHAT IT DOES:

Prevents many broadleaf and grass weeds from germinating around listed flowers, bulbs, vegetables, roses, trees, shrubs and groundcovers

WHERE TO USE:

Use around established flowers, vegetables, trees and shrubs

Do not use on lawns

WHEN TO APPLY:

Apply anytime around trees, shrubs and established plants

TREATS:

Treats 3,600 sq. ft.

Date printed:	11/2/10
Date Approved	6/13/03
Supersedes	01/27/97
Label Change	Notification -- optional claims
Filename	9198-60H
Label code	RVnot110210