

PT 23 REG 7198-6
5
(FRONT PANEL)

EASY WEEDER

FLOWER AND GARDEN WEED PREVENTER

ACTIVE INGREDIENT:

Trifluralin:alpha, alpha, alpha-trifluoro-1, 6-dinitro-N,
N-dipropyl-o-toluidine.

1.472

INERT INGREDIENTS:

98.532

TOTAL

100.002

KEEP OUT OF REACH OF CHILDREN

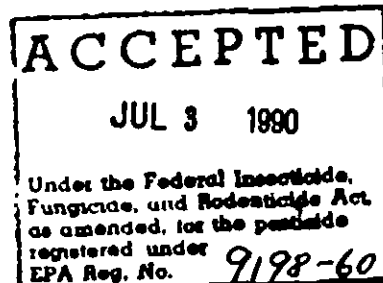
CAUTION

SEE BACK PANEL FOR ADDITIONAL PRECAUTIONARY STATEMENTS

NET WEIGHT ___ LBS.

TREATS _____ SQ. FT.

EPA Reg. No. 9198-60



EPA Est. 9198-OH-1

2
5

(back panel)

NET WEIGHT ___ LBS.

TREATS _____ SQ. FT.

EASY WEEDER

FLOWER AND GARDEN WEED PREVENTER

KEEP OUT OF REACH OF CHILDREN

CAUTION

PRECAUTIONARY STATEMENTS

HAZARDS TO HUMANS AND DOMESTIC ANIMALS

Harmful if swallowed. Avoid contact with skin, eyes or clothing. In case of contact with skin or eyes, flush with water.

ENVIRONMENTAL HAZARDS

This pesticide is toxic to fish. Do not apply directly to water or wetlands (swamps, bogs, or marshes). Drift or runoff from treatment areas may be hazardous to aquatic organisms in neighboring aquatic sites. Do not contaminate water by disposing of equipment washings.

DIRECTIONS FOR USE

It is a violation of Federal Law to use this product in a manner inconsistent with its labeling.

EASY WEEDER PREVENTS THE FOLLOWING WEEDS:

Annual Grassy Weeds: Annual Bluegrass, Barnyard Grass (Watergrass), Brachiaria, Brome grass, Cheat, Crabgrass, Foxtail, Goosegrass, Johnson grass (from seed), Junglerice, Sandbur, Stinkgrass, Sprangletop, Texas Panicle, Wildcane.

Annual Broadleaf Weeds: Carelessweed, Carpetweed, Chickweed, Florida Purslane (Pusley), Goosefoot, Knotweed, Kocchia, Lambsquarter, Pigweed (Spiny and Redroot), Purslane, Russian Thistle, Stinging Nettle.

4/5

USE EASY WEEDER AS DIRECTED FOR THE FOLLOWING:

Vegetables from Seed: cantaloupes, cucumbers, carrots, okra, southern or cow peas, field peas, black-eyed peas, lima beans, snap beans.

Vegetables before Transplanting: (2-3" Tall) broccoli, brussel sprouts, cabbage, cauliflower, peppers, tomatoes.

Vegetables after Transplanting: (2-3" Tall) Irish potatoes

Lettuce: use after transplanting or once plants have emerged and are 2-3 weeks old.

Established Flowers: (2-3" Tall) Achillea, African Daisy, Ageratum, Arcototis, Aster (Perennial), Balsam, Blackeyed Susan, Calendula, California Poppy, Calliopsis, Carnation, Centaurea, Chrysanthemum, Coreopsis, Cornflower, Cosmos, Dahlia, Dianthus, Dimorphetheca, Dusty Miller, Floss Flower, Forget-Me-Not, Four O'Clock, Gaillardia, Gladiolus (Corms at least 1" diameter), Hollyhock, Impatiens, Ixora (Coccinea), Lobelia, Lupines, Marigold, Morning Glory, Nasturtium, Nicotiana, Periwinkle, Petunia, Phlox, Portulaca, Rudbeckia, Rose, Salvia, Scabiosa, Shasta Daisy, Snapdragon, Stocks, Snow On The Mountain, Sunflower, Sweet Alyssum, Sweet Pea, Sweet William, Vinca, Yarrow, Zinnia.

Groundcovers: Aaronsbeard, Asparagus Fern, Bellflower (Adriatic), Bellflower (Poscharsky), Bigblue Lilyturf, Ceanothus, Coreopsis, Cotoneaster, Coyote Brush, Crown Vetch, Daisy Trailing African, Gazania, Germander, Largeleaf Ice Plant, Ivy (Algerian), Ivy (English), Lily-of-the-Nile, Marigold, Myoporum, Plumbago (Dwarf), Rockrose, Rosemary, Rupturewort, Snow-in-Summer, Speedwell, St. Johnswort, Stonecrop (Sedum), Strawberry (Beach), Thrift, Verbena, Wirevine (Creeping), Yarrow (Woolly), Zoysiagrass

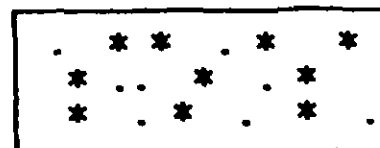
Shrubs and Trees: Use around most common varieties for season-long weed prevention.

When to Apply: Early application is best for easy weed control all season long. Or, apply any time around shrubs, trees and established plants. Before sowing listed vegetables by seed, apply product no earlier than 10 weeks prior to planting.

Use spreader in garden beds only. Do not use Easy Weeder Flower and Garden Weed Preventer on lawns. Never use when planting seed except for the vegetables listed. Do not use with flower seeds.

How to Apply: Since Easy Weeder works by preventing weed seed germination, existing weeds must be removed before applying. Avoid over-application to prevent carryover problems with sensitive plants the following season. Do not use in enclosed areas.


Example A



Established Plants, at lease 2-3" Tall: Flowers, listed vegetables, ornamentals and trees: sprinkle on soil surface (wearing gloves or with a spreader) to match Example A (this is 1 oz. per 10 sq. ft.)

Before Planting: Prior to transplanting 2-3" listed flowers, or, less than 10 weeks prior to planting vegetable seed; apply in medium soil to match Example B and mix in (this equals 1 oz. per 60 sq.ft.) Mix into soil with rake or roto-tiller 1-3" deep. Place transplant. Do not apply after transplanting, except on Irish potatoes. (See chart below for light [sandy] or heavy [clay] soil.)

Example B



Application Rates for Mixing into Soil:

Soil Texture Rates*	Light (Sandy)	Medium	Heavy (Clay)
Use 1 ounce per	80 sq. ft.	60 sq. ft.	40 sq. ft.
Or 1 cup per	1,280 sq. ft.	960 sq. ft.	640 sq. ft.

*1 cup (tightly packed) equals $\frac{1}{4}$ pound.

STORAGE AND DISPOSAL

FOR HOMEOWNER USE ONLY:

Do not contaminate water, food or feed by storage and disposal. Keep container closed and away from food, feedstuffs and domestic water supplies. Do not store near seed or products used on turf. Avoid prolonged exposure to sunlight before use.

PESTICIDE DISPOSAL: Securely wrap original container in several layers of newspaper and discard in trash. CONTAINER DISPOSAL: Do not reuse container. Discard container in trash.

FOR PROFESSIONAL/COMMERCIAL USE ONLY:

Do not contaminate water, food or feed by storage and disposal. Keep container closed and away from food, feedstuffs and domestic water supplies. Do not store near seed or products used on turf. Avoid prolonged exposure to sunlight before use.

PESTICIDE DISPOSAL: Pesticide wastes are toxic. Improper disposal of excess pesticide, spray mixture, or rinsate is a violation of Federal Law and may contaminate groundwater. If these wastes cannot be disposed of by use according to label instruction, contact your State Pesticide or Environmental Control agency, or the Hazardous Waste representative at the nearest EPA Regional Office for guidance. CONTAINER DISPOSAL: Completely empty container into application equipment. Then dispose of empty container in a sanitary landfill or by incineration, or, if allowed by State or local authorities, by burning. If burned, stay out of smoke.

5/5

WARRANTY STATEMENT

MANUFACTURER warrants that this product (1) conforms to the ingredient statement on the label and (2) is reasonably fit for the purposes set forth in the Directions for Use. EXCEPT AS SO WARRANTED, THE PRODUCT IS SOLD AS IS. MANUFACTURER MAKES NO OTHER WARRANTY EXPRESS OR IMPLIED.

The manufacturer's directions regarding use of this product are based upon tests believed to be reliable. All statements made concerning this product apply only when used as directed, under normal use conditions. FOLLOW DIRECTIONS CAREFULLY. Timing and method of application, weather and turf conditions, mixture with other chemicals not specifically recommended and other influencing factors in the use of this product are beyond the control of the manufacturer.

Manufactured By:

FRER 7LOW FERTILIZER
P. O. BOX 119
HAUMEE, OH 43537