



OFFICE OF CHEMICAL SAFETY AND POLLUTION PREVENTION

WASHINGTON, D.C. 20460

February 10, 2025

SENT BY EMAIL

Angela Coco
acoco@herconenviron.com
ABERDEEN ROAD COMPANY

Subject: Labeling Notification per Pesticide Registration Notice (PRN) 98-10 - adding alternate brand names
Product Name: HERCON MOSQUITO ATTRACTANT
Admin Number: 8730-62
EPA Receipt Date: 01/18/2025
Action Case Number: 00642387

Dear Angela Coco:

The U.S. Environmental Protection Agency is in receipt of your application for notification under Pesticide Registration Notice 98-10 for the above referenced product. The EPA has conducted a review of this request for its applicability under PRN 98-10 and finds that the action requested falls within the scope of PRN 98-10.

The labeling submitted with this application has been stamped "Notification" and will be placed in our records.

The alternate brand names: Raid Ultra Bug Zapper , Raid Ultra Mosquito Zapper , Raid Mosquito Zapper , Raid Bug Zapper , Raid Mosquito Octenol Lure have been added to the registration. Our records have been updated accordingly.

Should you wish to add/retain a reference to your company's website on your label, then please be aware that the website becomes labeling under the Federal Insecticide, Fungicide, and Rodenticide Act and is subject to review by the EPA. If the website is false or misleading, the product will be considered to be misbranded and sale or distribution of the product is unlawful under FIFRA section 12(a)(1)(E). 40 CFR § 156.10(a)(5) lists examples of statements the EPA may consider false or misleading. In addition, regardless of whether a website is referenced on your product's label, claims made on the website may not substantially differ from those claims approved through the registration process. Therefore, should the EPA find or if it is brought to our attention that a website contains statements or claims substantially differing from statements or claims made in connection with obtaining a FIFRA section 3 registration, the website will be referred to the EPA's Office of Enforcement and Compliance Assurance.

If you have questions, please contact Nina Naimy via email at naimy.nina@epa.gov.

Sincerely,

A handwritten signature in black ink that reads "James Parker". The script is elegant and cursive, with the first letters of "James" and "Parker" being capitalized and prominent.

James Parker, Team Leader
BPB, BPPD
Office of Pesticide Programs

02/10/2025

HERCON® MOSQUITO ATTRACTANT

Alternate Brand Names (ABN) for lure:

“The Ambush Lure”
 “Ambush Lure Season Pack”
 “Black Flag Mosquito Octenol Lure”
 “Catchmaster Mosquito Attractant”
 “PIC Xtenol Mosquito Lure”
 “PIC Mosquito Octenol Lure”
 “Zapplight Mosquito Octenol Lure”
 “Raid Mosquito Octenol Lure”

Alternate Brand Names (ABN) for devices sold with lure:

“Black Flag Bug Zapper”
 “Black Flag [Max] [Deluxe] [Cordless] [Ultra] Bug Zapper”
 “PIC Portable Mosquito Zapper”
 “PIC Mosquito Zapper”
 “PIC Mosquito Killer Torch”
 “Zapplight Mosquito & Flying Insect Trap”
 “PIC Area Bug Zapper”
 “PIC Mosquito Trap”
 “PIC Mosquito Glue Trap”
 “Raid Ultra Bug Zapper”
 “Raid Ultra Mosquito Zapper”
 “Raid Mosquito Zapper”
 “Raid Bug Zapper”

{Note to reviewer: brand names for devices may appear anywhere on label where indicated by [Brand name] [device/trap] or [Device Brand Name] [electronic insect killers] [“[bug] zapper[s]”)] }

Master Label Includes:

- Main label
- Optional label claims
- Label text specific to supplemental distributors

EPA Reg. No. 8730-62

Made in the USA by:

Aberdeen Road Company d/b/a HERCON ENVIRONMENTAL

P.O. Box 435 Emigsville, PA 17318-0435

EPA Est. No. 8730-PA-01

Questions? 866-4-HERCON

®”HERCON” is a registered trademark of Aberdeen Road Company, Emigsville, PA

{ } indicates notes to reviewer

[] indicates optional texts

CONTENTS:

PAGE #	DESCRIPTION
3	Main Label
7	Label text specific to Supplemental Distributor EPA Company No. 85017, Greenscapes Home & Garden Products, Inc.
24	Label text specific to Supplemental Distributor EPA Company No. 3095, PIC Corporation
55	Generic lure wrapper design
56	Label text specific to Supplemental Distributor EPA Company No. 94583, Ambush Mosquito Traps Pty Ltd

MAIN LABEL

HERCON[®] MOSQUITO ATTRACTANT

[Size Options]

[1-Octen-3-ol Emitter Strip 150] [Bait Chip 150](A)

[1-Octen-3-ol Emitter Strip 180] [Bait Chip 180](B)

[1-Octen-3-ol High Load Emitter Strip 1660] [1-Octen-3-ol 1660 mg Lure] [Bait Chip 1660](C)

[1-Octen-3-ol 150 mg Lure](D)

ACTIVE INGREDIENTS:

1-Octen-3-ol..... 6.3%*

OTHER INGREDIENTS.....93.7%

TOTAL 100.0%

*Equivalent to [150 mg 1-octen-3-ol] [per emitter strip] [bait chip](A)

[180 mg 1-octen-3-ol] [per strip] [bait chip](B)

[1660 mg 1-octen-3-ol] [per strip] [bait chip] [per lure](C)

[150 mg 1-octen-3-ol per lure](D)

CONTENTS:

[1] [Emitter Strip 150] [Bait Chip 150](A)

[1] [Emitter Strip 180] [Bait Chip 180](B)

[4] [Emitter Strips 180] [Bait Chips 180](B)

[1] [High Load Emitter Strip 1660] [Bait Chip 1660] [Lure](C)

[2] [6 Lures](C)

[1 Lure](D)

NET WEIGHT:

[0.08 oz (2.4 g)]/[Emitter strip]/[Bait Chip]/[Lure][150](A)

[0.1 oz (2.45 g)]/[Emitter strip]/[Bait Chip][180](B)

[0.4 oz (11.44 g)]/[4 Emitter strips]/[4 Bait Chips][180](B)

[0.93 oz (26.35 g)]/[High Load Emitter strip]/[Bait Chip]/[1660]/[Lure](C)

[5.58 oz (158.1 g)/6 Lures](C)

[0.08 oz (2.4 g)/Lure](D)

KEEP OUT OF REACH OF CHILDREN

CAUTION

[Read Directions and Precautionary Statements Before Use]

[See Directions for Use and Precautionary Statements on Back Panel and/or Owners Manual Before Use]

[See Back Panel for First Aid]/[& Precautionary Statements Before Use]

[See Insert Label for Additional Precautionary Statements and Directions for Use]

[See instructional manual inside for complete directions for use]

[Front panel] [Back panel] [Side panel] [Insert]

PRECAUTIONARY STATEMENTS

Hazards to Humans and Domestic Animals

CAUTION: Harmful if swallowed, absorbed through the skin or inhaled. Avoid contact with skin, eyes and mouth. Wash hands thoroughly with soap and water after handling.

FIRST AID
IF ON SKIN
<ul style="list-style-type: none">• Take off contaminated clothing.• Rinse skin immediately with plenty of water for 15-20 minutes.• Call a poison control center or doctor for treatment advice.
IF IN EYES
<ul style="list-style-type: none">• Hold eye open and rinse slowly and gently with water for 15-20 minutes.• Remove contact lenses, if present, after the first 5 minutes then continue rinsing eye.• Call a poison control center or doctor for treatment advice.
IF SWALLOWED
<ul style="list-style-type: none">• Call the poison control center or doctor immediately for treatment advice.• Have the person sip a glass of water if able to swallow.• Do not induce vomiting unless told to do so by the poison control center or doctor.• Do not give anything by mouth to an unconscious person.
Have the product container or label with you when calling a poison control center or doctor or going for treatment. For emergency information concerning this product, call the National Pesticide Information Center (NPIC) at 1-800-858-7378 seven days a week, 6:30 am to 4:30 pm Pacific Time (NPIC Web site: www.npic.orst.edu). After 4:30 pm call your poison control center at 1-800-222-1222.

DIRECTIONS FOR USE

It is a violation of Federal law to use this product in a manner inconsistent with its labeling.

[Option 1:]/[When ready to use, remove mosquito attractant dispenser from pouch. Attach dispenser to outer enclosure by placing it in the appropriate attachment on the zapper or trap.

When used as a trap lure, read attachment directions on trap label for best results.] [Replace attractant dispenser after 30 days (for zappers).] [Replace every 21 days when used in propane traps.]

[Or][Option 2:] **[How to apply:**

1. Remove lure [clip] from [the] pouch [and [snap]/[place] into the built-in holder at the [bottom]/[top] of the [Device Brand Name] [trap]/[device]].
2. [Place lure in the cassette provided and] attach [clip] to the outer [grid or] enclosure of [zapper or mosquito] trap. [Replace lure after 30 days.]

[3. Replace lure [clip] after 30 days.]

{Optional graphics/pictograms}



STORAGE AND DISPOSAL

Do not contaminate water, food or feed by storage or disposal.

PESTICIDE STORAGE: Store unopened container in a cool dry place until ready for use.

Do not store with food.

PESTICIDE DISPOSAL: Wastes resulting from the use of this product must be disposed onsite or at an approved waste disposal facility.

CONTAINER HANDLING: Non-refillable container. Do not reuse or refill this container.

Wrap container and put in trash or offer for recycling if available.

[Si usted no entiende la etiqueta, busque a alguien para que se la explique a usted en detalle. (If you do not understand the label, find someone to explain it to you in detail).]

[Made] [Manufactured] [in the USA] [by]

[Aberdeen Road Company d/b/a HERCON ENVIRONMENTAL][P.O.

Box 435 Emigsville, PA 17318-0435]

[Questions? 866-4-HERCON]

[®"HERCON" is a registered trademark of Aberdeen Road Company, Emigsville, PA.]

[Lure] [Made] [Manufactured] [in the USA] [for] [Supplemental Distributor Name][Supplemental Distributor Address]

[Supplemental Distributor Phone Number][Supplemental Distributor Web Site]

[Batch code for pouched lure]

EPA Reg. No. 8730-62-[XXXXXX]

EPA Est. No. XXXXX-XX-XX

[Lure made in the USA] [Lure clip made in China]

OPTIONAL LABEL CLAIMS

[For Use with [Device Brand Name] [Electronic Insect Killers and] and Traps]

[The [Lure Brand Name] [Hercon Mosquito Attractant] is intended for use as a[n] [lure] [attractant] with [Device Brand Name] [electronic insect killers] [(“[bug] zapper[s]”)] [trap] [and mosquito traps] [of all brands]]

[It is designed to release 1-octen-3-ol, an insect attractant, continuously for 30 days]
[[The] slow-release strip designed to emit mosquito attractant for 30 days]
[Increases the device’s [trap’s] effectiveness in killing certain mosquitoes and biting flies]
[Zapper] [or] [trap] effectiveness is increased by luring mosquitoes and biting flies to it]
[Lures certain mosquitoes and biting flies to [zappers] [and] [the] [trap][s]]
[30 day continuous release]
[Slow-release 30 day supply]
[30 day slow release strip][inside]

[Universal lure clip] [fits most zapper brands]

[To increase the trap’s effectiveness,] [insert the] [Lure Brand Name] [Mosquito Octenol Lure][into the] [color] [cartridge] [chamber] [lure holder on the top of the trap]
[Increase the [device’s] [trap’s] effectiveness in killing certain mosquitoes] [and biting flies]
[with the included lure]
[For outdoor use] [only]

[Lure Brand Name] [Lure]] [Mosquito Octenol Lure] [Attractant] does not kill mosquitos.
[Lure Brand Name] [Lure]] [Mosquito Octenol Lure] [Attractant] attracts mosquitos.

**Label text specific to Supplemental Distributor EPA Company No. 85017,
Greenscapes Home & Garden Products, Inc. (Zapper packaged with 150 mg lure)**

BLACK FLAG BUG ZAPPER Models BZC-100[N], BZC-200[N], BZ-15N, BZ-20, BZ-40, BZ-40BLK, BZ-40DX, BZ-40MAX

{Note to Reviewer: This sub-registrant may package the octenol lure with the Black Flag Zapper device [models BZC-100[N], BZC-200[N], BZ-15N, BZ-20, BZ-40, BZ-40BLK, BZ-40DX, BZ-40MAX] in the same carton. The octenol lure serves as an attractant and adds to the utility of the electronic device. The following text below represents text that may appear on the outer carton label of a zapper device unit.}

{OUTER BOX}

**BLACK FLAG™
[MAX] [DELUXE] [CORDLESS] BUG ZAPPER**

[Optional Directions for Use]

- Best yard placement:
- Position unit at least [6] [10] [20] feet away from areas of human activity
- [Hang unit 5-7 feet high] [, using outdoor extension cord]
- [Place on flat surface at least 3 feet high. If hanging, optimal height is 5 feet.]
- Place near insect breeding grounds, shrubs/trees, shade and

standing water

{Optional Claims}

- One Black Flag™ Mosquito Octenol Lure Included Inside* *[Contains one Black Flag™ Mosquito Octenol Lure Attractant with clip.] [See side panel for active ingredients.]
- Lures certain mosquitoes and biting flies to zapper
- 30-day continuous release
- Refill[s] [replacements] sold separately [pictures of replacement light/lure product boxes]
 - o [MODEL BBC-100[N]]
 - o [MODEL BBC-200[N]]
 - o [MODEL BB-15WHT]
 - o [MODEL BB-40WHT]
 - o [MODEL BB-40BLK]
 - o [MODEL BZ-OCT1]
- [Attaches to outside black grid of bug zapper]
- [UV white light attracts/kills insects]
- [Powerful & compact]
- [5-in-1 Bug Killing System]
- [Black Light Technology]
- [Black UV + Green LED lights]
- [Attract[s]/kill[s] 40% more insects* (*compared to UVA white light bulbs)]

- [Dusk to dawn sensor] [option]
- [Set to come on at dusk and off at dawn]
- [24-hour option if bugs come out during daytime]
- [12] [24] [hours run time] [3X] [5X] [more run time vs. competitors* (*Compared to [Competitor XXXX])]
- [12] [24] [hour] [battery life] [full charge within [3] [5] hours]
- [Quick charge power adapter]
- [Light Fusion] [Superior Performance] [UV + LED Bulb]
- [12] [24] [hours run time] [3X] [5X] [more run time vs. competitors* (*Compared to [Competitor XXXX])]
- [12] [24] [hour] [battery life] [full charge within [3] [5] hours]
- [Quick charge power adapter]
- [Light Fusion] [Superior Performance] [UV + LED Bulb]
- [Ultraviolet + LED light for superior attraction of wide variety of flying insects]
- [Digital Controls with] [2, 4 & 6 hour timer] [settings]
- [Use at home and on the go!] [Perfect for patios, decks & camping]
- [Easy screw in bulb]
- [20% more bulb life[†] ([†]printed circuit board compared with transformer)]
- [30% less energy used[†] ([†]printed circuit board compared with transformer)]
- [1] [3] [5] year warranty
- [2000] [4000] [4500] [5500] [6500] [6000] volts
- [½] [1] [1½] acre coverage
- [[10] [15] [40] watt [black] light attracts insects into electrical grid, electrocutes them, they fall to ground]
- [Sturdy large hook for portability and hanging]
- [Sturdy plastic grid keeps out children, pets and wildlife]
- [Double mesh grid increases zapping performance]
- [Easy door access for changing bulb]
- [Weather proof]
- [Movement] [Green LED light cycles on/off simulating movement]
- [Heat] [High voltage killing grid generates heat to lure insects]
- [Light] [Black light attracts and kills 40% more insects* (*compared to UVA white light bulbs)]
- [Color] [Black/green light color contrast attracts insects into killing grid]
- [Scent] [Octenol lure] [clips to side and] [mimics human breath]
- [to attract mosquitoes]

{Optional Information}

- Model [BZC-100[N]] [BZC-200[N]] [BZ-15N] [BZ-20] [BZ-40] [BZ-40BLK] [BZ-40DX] [BZ-40MAX]
- [Black Flag™ is a trademark of United Industries Corporation and is used under license by Greenscapes® Home & Garden Inc.]
- [Sold by: Greenscapes® Home & Garden Inc, 200 Union Grove Road SE, Calhoun, GA 30701]
- [www.greenskapesinc.net]
- [Made in China]
- [Bulb contains mercury, dispose of properly.]

- [Optional symbols]

-



-

EPA Reg. No. 8730-62-85017

[EPA Est. No. 85017-GA-001]

[EPA Est. No. 087729-CHN-

001][EPA Est. No. 93178-

CHN-1]

Label text specific to Supplemental Distributor EPA Company No. 85017,
Greenscapes Home & Garden Products, Inc. (Zapper packaged with 150 mg lure)

BLACK FLAG BUG ZAPPER Models BZC-100[N], BZC-200[N], BZ-15N, BZ-20, BZ-40, BZ-40BLK, BZ-40DX, BZ-40MAX

{Note to Reviewer: This sub-registrant may package the octenol lure with the Black Flag Zapper device [models BZC-100[N], BZC-200[N], BZ-15N, BZ-20, BZ-40, BZ-40BLK, BZ-40DX, BZ-40MAX] in the same carton. The octenol lure serves as an attractant and adds to the utility of the electronic device. The following text below represents text that may appear on the instruction manual insert of a zapper device unit.}

{INSTRUCTION MANUAL INSERT}

BLACK FLAG®

Owner's Manual [Cordless]

Bug Zapper[s]

Model Series: [BZC-100[N]] [BZC-200[N]] [BZ-20] [BZ-15N] [BZ-40/BLK] [BZ-40DX/MAX]

[CORDLESS MODELS BZC-100[N], BZC-200[N]]

[Optional product

pictures] **PRODUCT SPECIFICATIONS**

Area Coverage: [$\frac{1}{2}$] [1] Acre

Grid Voltage: [2000V]

[4000V]

Input Voltage: [DC9V/1A]

[DC9V/0.66A] Output Voltage:

[DC2KV] [DC4KV] Light Bulb Type:

UV LED

Replacement Bulb: Model [BBC-100[N]] [BBC-

200[N]] Light Power: [1W] [1.2W]

Li-Ion Battery: [7.4V/2000mAh] [7.4V/4000mAh]



IMPORTANT SAFETY INSTRUCTIONS

Please read these instructions before using the Cordless Bug Zapper and keep for future reference.

1. ATTENTION: Keep unit and adapter cord out of reach of children.

2. Do not use this product for other than its intended use.

3. The product should be powered only as described in this Owner's Manual or as marked on the unit.

4. Only use the AC adapter that is provided with this unit. Using an adapter with different voltage, or one that is not intended for the unit, may cause damage to unit, damage to personal property or personal injury.

5. For indoor/outdoor residential use only – not intended for permanent installation or use.

6. Do not insert fingers or any foreign objects into the unit while it is ON or connected to a power source.

7. Do not clean this product with water, spray or any other liquids. **Do not place where it can fall into water.**

8. Do not cover the product with cloth, paper or any material not part of the product when in use.

9. Do not place the unit near heat, gas, oil or other flammable materials.

10. Store product indoors when not in use – out of reach of children.

11. To reduce the risk of electrical shock, always turn product OFF and disconnect from power source before servicing, cleaning and changing bulbs.

12. All power connections should be kept off the ground and dry.

ATTENTION: SKIN OR EYE DAMAGE MAY RESULT FROM DIRECTLY VIEWING

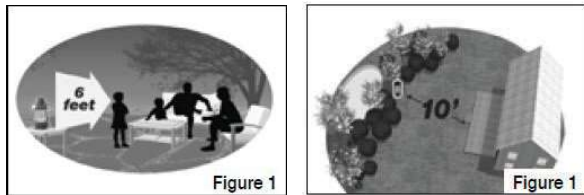
THE LIGHT PRODUCED BY THE LAMP IN THIS APPARATUS. ALWAYS DISCONNECT POWER BEFORE RELAMPING OR SERVICING. BLACK FLAG CORDLESS BUG ZAPPER OVERVIEW

The Black Flag Cordless Bug Zapper uses an innovative UV-LED Bulb to attract a wide range of flying insects. While the LED portion of the Bulb prolongs use to 10,000 hours, it is highly recommended to change the Bulb every year for maximum Insect attraction to the Bug Zapper. The UV portion of the bulb becomes less effective with usage. Flying Insects are attracted to the UV-LED Light and are electrocuted by the metal killing grids. The sturdy protective outer grid prevents animals and children's fingers from touching the metal grids. This product is for indoor/outdoor residential use only.

BEST YARD PLACEMENT (Figure 1)

- * Position unit at least [6] [10] feet away from areas of human activity.
- * [Place on flat surface at least 3 feet high. If hanging, optimal height is 5 feet.]
- * [Hang unit 5-7 feet high.]
- * Place near insect breeding grounds, shrubs/trees, shade and

standing water. [Optional pictures]



OPERATION (Figure 2 and 3)

Although the unit may come partially charged from the factory, we recommend that you fully charge the battery before first use using the included AC adapter.

Only use the AC adapter that is provided with this unit. Using an adapter with different voltage, or one that is not intended for the unit, may cause damage to unit, damage to personal property or personal injury.

1. To charge the unit, plug [in] the AC Adapter into the charging port located [on the side of the unit's base] [in the center of the Control Panel]. [When Charging, the Charge Light is Red and when Charging is Complete the Light is Green.]
2. Charging will take up to [3] [5] Hours depending upon usage.
3. [While charging, the LED Light will be Red. When charging is complete, it will turn to Green.] [After the Unit is charged, push the On/Off button to Turn On and Green Light comes on.]
4. [The Battery has Discharge Protection. When the Battery has Low Power, the Power Indicator will turn to Red indicating it's time to Charge the unit.] [Press Timer button One Time for 2 Hours, Press Two Times for 4 Hours and Press Three Times for 6 Hours.]
- [5. The Battery has Discharge Protection. When the Battery has Low Power, the Power Indicator will Turn to Red indicating it's time to Charge the unit.]

[Optional pictures]



Figure 2




Figure 2




Figure 3

INSTALLING THE BLACK FLAG MOSQUITO OCTENOL LURE (Figure 4)

One Black Flag Mosquito Octenol Lure (Model BZ-OCT1) is included with the unit. Simply remove the Lure from the Pouch and clip on the Bug Zapper's Black Outer Grid as shown in Figure 4. The Octenol will continuously release for 30 days and has been shown to be effective in attracting many species of mosquitoes and biting flies to the zapper. Be sure to replace the Octenol Lure every 30 days for best results.

[Optional pictures]

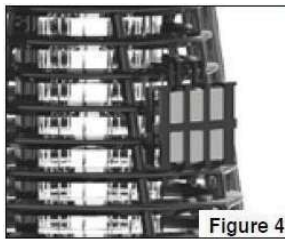


Figure 4




Figure 4

REPLACING THE BULB (Figure 5)

Only use Black Flag Cordless Bug Zapper UV-LED Bulb, Model [BBC-100[N]] [BBC-200[N]]. It is recommended to replace the Bulb every year to maintain optimal UV Light effectiveness. You may not notice a change in light color, but the UV light visible to flying insects diminishes with usage.

1. [Push the On/Off Button and Green Light will go off.] [Slide the On/Off switch to Off position.]
2. Open the bottom door and twist the bulb counter clockwise until you can pull it out of unit.
3. Insert new bulb by twisting clockwise until secure.
4. Close the bottom door.
5. [Push the On/Off Button] [Slide the On/Off Button to the On position] and you will see Green Light indicating the Unit is On.

To order replacement bulb and lures, visit www.greenskapesinc.net or

call 1-866-629-6652  Bulb contains mercury, dispose of properly.

[You may notice a vertical black shadow on the side of bulb. This is normal, it is the spacer bar for the LED lights. This has no impact on effectiveness of bulb.]

[Optional pictures]




Figure 5



Figure 5

CLEANING

As the unit kills insects, most of the insect remains will be vaporized or fall down through the unit. Some remains may be left on the grids and over time may reduce the effectiveness of the device. Make sure to regularly clean your unit to achieve maximum effectiveness. The time in between each cleaning will vary depending upon your insect populations. Check your unit frequently and clean any insect remains you see.

- [1.] [Remove the entire unit from hanging position.]
- [1.] [2.] Turn unit off by [sliding the On/Off switch to Off position] [pushing On/Off button].
- [2.] [3.] Turn unit upside down, unlatch bottom door and twist bulb in counter clockwise direction. [3.] [4.] Gently pull bulb out of the unit.
- [4.] [5.] If available, it's best to use a portable hair dryer or compressed air to blow the insect remains out of the unit. [5.] [6.] Using a small brush or stick, gently remove any insect remains from the outer casing and inner grids by inserting into each horizontal slot and moving side to side.
- [6.] [7.] Never use water to clean your unit, water could damage the electrical components. [7.] [8.] Be very careful not to move the metal grids from the seatings.
- [8.] [9.] Once the unit is clean, replace the bulb by inserting and twisting clockwise.
- [9.] [10.] Close the door, return the unit to [upright] [hanging] position, [push On/Off button once until you see green light] [slide the On/Off button to On position and Green Light will come on indicating the Unit is working].

TROUBLESHOOTING

Unit will not light, no apparent grid voltage

- Make sure the unit is charged.
- Make sure Power is on by [pressing On/Off button once] [sliding On/Off button to ON position] until you see [the] green light.

Unit will not light, grid has voltage

- Check bulb to make sure it is seated properly.
- Replace bulb if necessary.

Unit appears to be working properly but insect population does not seem reduced

- Allow more time for flying insects to find the unit.
- Try moving the unit to another area. See Best Yard Placement Section of this Owner's Manual.

Unit is constantly arcing (sparking)

- Clean the unit per the instructions in this manual.

*If the above troubleshooting does not solve your problems or if you have other questions, please call consumer service at 1-866-629-6652 or email customerservice@greenskapesinc.net.

BLACK FLAG BUG ZAPPER MODEL NO.	BLACK FLAG BULB REPLACEMENT MODEL NO.	BULB (LAMP) PARAMETER
BZC-[100[N]]-[200[N]] CORDLESS BUG ZAPPER	BBC-[100[N]]-[200[N]] UV- LED BULB	[1.4V, 1W] [1.4V, 1.5W]

1 YEAR LIMITED WARRANTY

The Black Flag Cordless Bug Zapper, Model [BZC-100[N]][BZC-200[N]] is warranted against defective material or workmanship for a period of one year from the date of purchase. Any defective

part will be at the discretion of Greenscapes Home & Garden Products, Inc., repaired or replaced at no charge if the appliance has not been tampered with and has been used according to these printed directions. The consumer is responsible for charges incurred to ship the defective unit to Greenscapes Home & Garden Products, Inc. for repair/replacement. Retain your receipt to prove warranty. This warranty gives you specific legal rights as well as other rights that vary from state to state or province to province. If you experience unsatisfactory operation, first refer to the “Troubleshooting” section of this manual and follow those suggestions. If Troubleshooting doesn’t work, please contact Greenscapes Home & Garden Products, Inc. for repair instructions. If you have questions or comments, please call Greenscapes Home & Garden Products, Inc. at 1-866-629-6652 or email customerservice@greescapesinc.net. Please do not return this product to the store. Contact Customer Service. We are here to help you.

©20[XX] All Rights Reserved

Greescapes Home and Garden Products, Inc. 200 Union Grove Road SE, Calhoun, GA 30710 Phone 1-866-629-6652, Email: customerservice@greescapesinc.net.

Black Flag® is a trademark of United Industries Corporation and is used under license by Greenscapes Home & Garden Products, Inc. Made in China.

[CORDED MODELS BZ-15N, BZ-20, BZ-40, BZ-40DX, BZ-40MAX]

[Optional product pictures]

© Greenscapes Home & Garden Inc. 200 Union Grove Rd, SE Calhoun, GA 30701 Customer Service: 1-866-629-6652 www.greescapesinc.net



Bulb contains mercury, dispose of properly.

PRODUCT SPECIFICATIONS

Model	BZ-20	BZ-15N	BZ-40/BLK	BZ-40DX	BZ-40MAX
Bulb Wattage	15W	15W	40W	40W	40W
Grid Voltage	200V	4500V	5500V	5500V	6000V

PRODUCT LIMITED WARRANTY

Black Flag Model BZ-20 has a 1 year warranty, Model BZ-15N has a 3 year warranty and other, larger models have a 5 year warranty against defective material or workmanship from the date of purchase. Any defective part will be, at the discretion of Greenscapes Home & Garden Inc, repaired or replaced at no charge if the unit has not been tampered with and has been used according to these printed instructions. The consumer is responsible for charges incurred for shipping the defective unit to Greenscapes Home & Garden Inc for repair/replacement. Be sure to retain your purchase receipt to prove warranty. This warranty gives you specific legal rights as well as other rights that vary from state to state.

ACCESSORIES

Model #	Description
BB-15WHT	- 15 Watt Replacement White bulb for BZ-15N and BZ-20 Zapper
BB-40WHT	- 40 Watt Replacement White bulb for BZ-40 Zapper
BB-40BLK	- 40 Watt Replacement Black bulb for BZ-40-DX/MAX/BLK Zapper
BZ-OCT1	– Mosquito Octenol Lure with Universal Fit Clip for Zappers

©20[XX] All Rights Reserved

Greenscapes Home and Garden Inc. 200 Union Grove Road

SE, Calhoun, GA 30710 Phone 866-629-6652

www.greenscapesinc.net

IMPORTANT SAFETY INSTRUCTIONS

Please read these instructions before using the Bug Zapper and keep for future reference.

1. This product is equipped with a 2-prong plug to fit the proper type receptacles. To reduce the risk of electrical shock, only plug into a properly installed outlet.
2. Do not insert fingers or any foreign objects into the unit while it is connected to an electrical outlet.
3. Collected insects within the unit may contribute to fire so clean dead insects from the unit frequently.
4. Do not clean this product with water spray or any other liquids. Do not place where it can fall into water, or near flammable materials.
5. Store product indoors when not in use – out of reach of children.
6. Always disconnect plug before servicing, cleaning, changing bulbs and when not in use.
7. Do not abuse cord – never carry unit by cord or unplug unit by pulling on the cord - only unplug by pulling on the plug. Keep cord away from heat, oil, or sharp edges.
8. Extension Cords used with this product must be marked with suffix letters SJTW-A Only and with a tag stating "Suitable for Use with Outdoor Appliances".
9. Use only extension cords that have plug and receptacles that match the product plug. Replace damaged cords.
10. Electrical rating of the extension cord must be as great as the electrical rating of the product.
11. There are devices available for retaining a connection between an extension cord and a power supply cord. Connections should be kept off the ground and dry.
12. Do not mount the unit on house, other buildings, on decks or near heat, gas, oil or other flammable materials.
13. For outdoor use only.
14. Do not insert foreign objects into this product.
15. Built with double insulated electronic components. When servicing, use only identical replacement parts.
16. For household use only.

ATTENTION: SKIN OR EYE DAMAGE MAY RESULT FROM DIRECTLY VIEWING THE LIGHT PRODUCED BY THE LAMP IN THIS APPARATUS. ALWAYS DISCONNECT POWER BEFORE RELAMPING OR SERVICING.

IMPORTANT INFORMATION ABOUT INSECT CONTROL

The Bug Zapper is designed to lure and kill a wide range of flying insects. The ultraviolet (UV) light given off by this unit is within the luminescent range proven effective to attract these insects. Insects are attracted to the light and killed as they contact the electrically charged inner grid area. Insects fall through the open base onto the ground. The outer grid helps prevent pets, birds, butterflies, and children's fingers from contacting the charged grids. The unit is for outdoor use

only and can withstand moderate rain. For best results, the unit should be installed in early spring and left on continuously through the season. Store in garage, shed, basement within original box or similar size box to protect for next season.

CHOOSING A LOCATION (Figure 1)

When selecting a location, you want to remember the insects will be attracted to the unit so do not put the unit near human activity. Choose a location at least 20 feet away from the area you are trying to protect. If there is a water source nearby, place the unit between you and the water because water is often a breeding ground for flying insect pests.

INSTALLATION AND OPERATION

1. Unpack unit, save all packaging material for off-season storage.
2. Select the proper location to hang your unit using the information above choosing a location
3. Hang the unit approximately 5 - 7 feet above the ground from a tree, mounting pole or other free standing object. Never mount the unit from house or other building.
4. Plug cord into a compatible extension cord rated for outdoor use.
5. The unit will be on once it is connected to an electrical source. This unit does not have an "on/off" switch. Please allow up to 3 minutes for the bulb to light completely.
6. This unit is designed to withstand moderate rain but should be taken down and stored indoors during severe weather.
7. It is recommended that this unit be put to use in early spring and left out until late fall to maximize effects.
8. Using the available lure will add to the effectiveness of the unit to attract more insects to the unit.
9. Deluxe and MAX versions (BZ-40DX/MAX) have 2 settings-24 Hour Operation or Dusk to Dawn Sensor Operation (Figure 2)
 - a. To select 24 Hour Operation, slide the yellow button on the cap down into the "24 Hrs" mode. The unit will remain on 24 hours a day.
 - b. To select Dusk to Dawn Sensor Operation, slide the yellow button on the cap up into the "Half Moon" mode. The unit will turn on automatically at dusk, operate through the night and turn off in the morning.

INSTALLING THE BLACK FLAG MOSQUITO OCTENOL LURE (Figure 3)

You will find a Mosquito octenol lure included with the Bug Zapper Unit. Remove the lure clip from the pouch. Attach clip to outer grid of the zapper, any position on zapper grid is good. Zapper effectiveness is increased by luring mosquitoes and biting flies to it. Replace lure clip after every 30 days for best results. The universal fit mosquito octenol lure clip will fit on most BugZapper brands. To remove the clip simply push up the 2 prongs against the top of the grid and pull out.


CHANGING BULBS (Figures 4 & 5)

Use replacement bulbs. These bulbs should be replaced annually to maintain optimal UV effectiveness. Even though the bulb's light may be visible to you, its ability to attract insects diminishes over time. If the bulb fails to light or the color of the light changes to yellow or orange it is time to replace the bulb.

1. Unplug and remove entire unit from hanging position.
2. Turn unit upside down, open the bulb base by pushing the latch towards the center of the unit and lifting the base up, remove old bulb.
3. Insert the new bulb making sure it is properly seated in the socket.
4. Close the bulb base by snapping it back into place.
5. Place unit back into the hanging position and plug back into the outlet.

Note: If unit fails to light after replacing bulb, take unit down and remove the bulb and reseal 4 prongs of bulb into socket.

[Optional pictures]



CLEANING

As the unit kills insects, most of the insect remains will be vaporized or fall down through the unit. Someremains may be left on the grids and over time may reduce the effectiveness of this device. Make sure to regularly clean your unit to achieve maximum effectiveness. The time in between each cleaning will varydepending on your insect populations. Check your unit frequently and clean any insect remains you see.

1. Unplug and remove entire unit from hanging position.
2. Remove bulb from unit to avoid damage (see above instructions).
3. Using a small brush or stick, gently remove any insect remains from outer casing and inner grids by inserting into each horizontal grid slot and moving side to side.
4. If available, you may use a portable hair dryer or compressed air to clean out your unit.
5. Never use water to clean your unit, water could damage the electrical components.
6. Be very careful not to move the grids from the seatings.
7. Once the unit is clean, replace the bulbs, return the unit to the hanging position and reconnect to power source.

Please use only the following lamp model by Cnlight Co. Ltd. for lamp replacement:

Model	Lamp Model	Manufact urer	Lamp Parameter
Type 1 (BZ-15N and BZ-20)	[BB15-WHT] [ZW15D20A-U190]	Cnlight Co.Ltd.	55.5V, 6.8W
Type 2 (BZ-40)	[BB40-WHT] [ZW40D20A-U305W]	Cnlight Co.Ltd.	78.5 V, 16.1W
Type 3 (BZ-40DX/BLK) Type 5 (BZ-40MAX)	[BB40-BLK] [ZW40D20A-U305P]	Cnlight Co.Ltd.	78.5 V, 16.1W

TROUBLESHOOTING

Problem:	Solution:
Unit will not light, no grid voltage	- Make sure unit is plugged into a working outlet

Unit will not light, grid has voltage	<ul style="list-style-type: none"> - Be sure bulb is inserted properly, 4 prongs are connected into unit - Replace bulb if necessary
Unit has constant zapping on one or several areas of the grid	<ul style="list-style-type: none"> - Clean unit per the “Cleaning” section of the manual
Unit has low zapping	<ul style="list-style-type: none"> - Insect population may be low, but zapper is working, look for dead insect remains in the unit to confirm - Try moving the unit to a different location per “Choosing a Location” section of the manual

If the above troubleshooting does not solve the problem, please call consumer relations at 866-629-6652 or visit www.greenscapesinc.net

**Label text specific to Supplemental Distributor EPA Company No. 85017,
Greenscapes Home & Garden Products, Inc. (Replacement 150 mg Lure)**

Black Flag™ Ultra Bug Zapper

{Note to Reviewer: This lure is intended for use as an attractant with the Black Flag™ Ultra Bug Zapper per the directions for use, below. The lure and the zapper may be packaged in the same carton. The lure serves as an attractant and adds to the utility of the electronic device. The following text below represents text that may appear on the outer container label of a zapper device unit.}

{Outer Box/Front Panel}

Black Flag™ Ultra Bug Zapper

Exterminador de insectos electricos de lujo

One Black Flag™ Mosquito Octenol Lure Included Inside*

Un Mosquito Black Flag™ Senuelo octenol incluido el interior

*Contains one Black Flag® Mosquito Octenol Lure Attractant with clip. See side panel for active ingredients.

{Outer Box/Side Panel}

Best yard placement

Position unit as least 20 feet away from areas of human activity

Hang unit 5-7 feet high, using outdoor extension cord

Place near insect breeding grounds, shrubs/trees, shade and standing water

Black Flag™ Mosquito Octenol Lure

is intended for use as an attractant with Black Flag™ Bug Zapper

ACTIVE INGREDIENT:

1-Octen-3-ol*.....6.3%

OTHER INGREDIENTS:.....93.7%

Total:.....100.0%

*Equivalent to 150mg 1-Octen-3-ol per lure

Minimum Net Weight: 0.8 oz (2.4g)/lure

KEEP OUT OF REACH OF CHILDREN

CAUTION

See insert label for additional precautionary statements and directions for use

MANTEGASE FUERA DEL ALCANCE DE LOS NIÑOS

PRECAUCIÓN

Vea la etiqueta inserta para informarse sobre los avisos de precaución adicionales y el modo de empleo

EPA Reg. No. 8730-62-85017

Epa Est No. 93178-CHN-1

Made in China

Model BZ-40DXN

{Optional Marketing Claims & Statements: Device}

- Black light technology attracts/kills 40% more insects; Dusk to dawn sensor option; 20% more bulb life; 30% less energy used; 5-year warranty; Tecnología negro luz atrae y mata a los insectos un 40% más Amanecer anochece sensor opción; Bombilla 20% más de vida; 30% menos usado de energía; 5 años de garantía {t Compared to UVA white light bulbs. Printed circuit board compared with transformer.}
- Lures certain mosquitoes and biting flies to zapper; Ciertos mosquitos sensuales y moscas que pican a exterminador de insectos eléctricos
- 5500 volts; ½ acre coverage; 5500 voltios; cubre ½ acres
- Superior design; Diseño Superior
- 40 watt black light attracts insects into electrical grid, electrocutes them, they fall to ground; 40 vatios de luz negra atrae a los insectos en la red eléctrica, los electrocuta y caen al suelo
- Sturdy plastic grid keeps out children, pets, and wildlife; La rejilla plástica robusta mantiene a los niños, animales domésticos y fauna fuera del alcance
- Exclusive double mesh grid zaps small & large insects; Zaps de malla doble exclusivos Insectos pequeños y grandes
- Easy door access for changing bulb; Acceso fácil en la Puerta para cambiar el bombillo
- Weather proof; Es a prueba de agua
- Dusk to Dawn sensor; set to come on at Dusk and off at Dawn; 24-hour option if bugs come out during daytime; Sensor para oscuridad y amanecer; programada para oscuridad y amanecer; 24-horas opcional si los insectos salen durante el día
- Refill Replacements SOLD SEPARATELY; Reemplazos del repuesto vendidos por separado; MODEL BB-40BLK MODEL BZ-OCT1

{Optional Marketing Claims & Statements: Octenol Lure}

- 30-day continuous release; 30 días de liberación continua
- The Octenol will continuously release for 30 days and has been shown to be effective in attracting many species of mosquitoes and biting flies to the zapper. Be sure to replace the Octenol Lure every 30 days for best results.
- [Scent] [Octenol lure] [clips to side and] [mimics human breath] [to attract mosquitoes]

{Optional PICTOGRAPMS}



**Label text specific to Supplemental Distributor EPA Company No. 85017,
Greenscapes Home & Garden Products, Inc. (150 mg lure)**

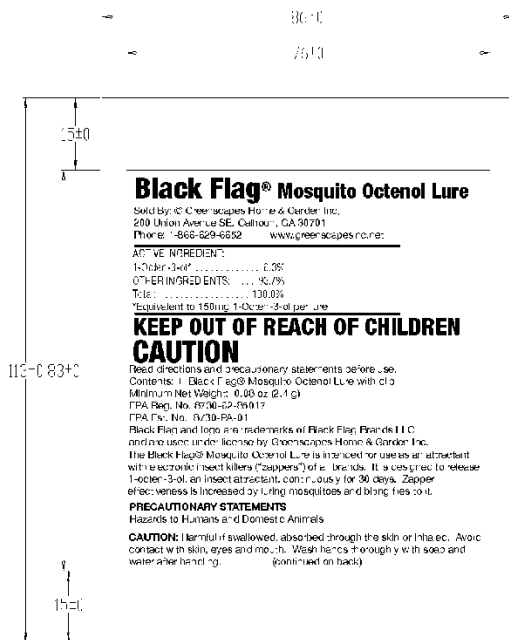
BLACK FLAG MOSQUITO OCTENOL LURE

{Note to Reviewer: This small container labeling is for the pouch containing the octenol lure piece.}


{POUCH WRAPPER FOR OCTENOL LURE + CAGE IN BOX}

Black Flag® Mosquito
Octenol Lure

FRONT



BACK



lure_clip packing bag dimension

L13XW85mm

the middle printing
position (L83XW76mm)

lure_s.c packing bag dimension

L13XW86mm

{Note to Reviewer: Placeholder for Batch Code Stamp}

**Label text specific to Supplemental Distributor EPA Company No. 85017,
Greenscapes Home & Garden Products, Inc. (Replacement 150 mg Lure)**

BLACK FLAG MOSQUITO OCTENOL LURE Model BZ-OCT1

{Optional Claims}

- Fits most zapper brands
- Lures certain mosquitoes & biting flies to zapper
- 30-day continuous release

EPA Reg. No. 8730-62-85017

EPA Est. No. 087729-CHN-001

Label text specific to Supplemental Distributor EPA Company No. 3095, PIC Corporation. (Trap packaged with 150 mg lure)

ZAPPLIGHT FLYING INSECT & MOSQUITO TRAP, PIC® Mosquito Trap, or other PIC®/ Raid® ABN

{Note to Reviewer: This lure is intended for use as an attractant with the Zapplight® Mosquito & Flying Insect Trap per the directions for use, below. The lure and the zapper may be packaged in the same carton. The lure serves as an attractant and adds to the utility of the electronic device. The following text below represents text that may appear on the outer carton label of a zapper device unit.}

{OUTER BOX}

{Optional Directions for Use}

- How the Zapplight® Mosquito & Flying Insect Trap Works:
- The unit is equipped with blue UV-A and white LED lighting functions to attract insects and/or illuminate the area. The unit attracts a wide range of flying insects with the lighting functions alone. A high powered insect trap fan creates a vacuum-like suction and pulls the insects inside. The white LED light is suitable for illuminating the area as a lantern. The unit also works with all functions running at the same time, so you can use as a light, but still use it as an insect trap. To increase the trap's effectiveness, insert the Zapplight® Mosquito Octenol Lure into the green cartridge chamber. Please the unit 10-20 ft away from where people will be sitting.
- Operation:
- 1. To turn the unit ON, activating the trap function and UV-A light, simply press the power button located on the front of the unit base.
- 2. To turn the white LED light ON, simply press the "*" button located above the power button.
- 3. To clean the unit, ensure the unit is OFF. Twist the catch tray clockwise from the base and discard any accumulating debris.

{Optional Claims, text, pictograms}

- With Zapplight® Mosquito Octenol Lure
- The trap that attracts & kills mosquitoes & biting flies!
- Increase the device's effectiveness in killing certain mosquitoes and biting flies with the included lure. The slow-release strip is designed to emit mosquito attractant for 30 days.
- Attracts & kills mosquitoes
- Attract mosquitoes and flying insects with blue UV-A light.
- Illuminate your outdoor space while trapping insects with the white LED light strip.
- Position your device to hang, sit or stand to suit your needs for trapping and/or lighting anywhere outdoors.
- Powerful suction fan pulls insects into the no-see trap without any loud or unpleasant zapping sounds.
- No-touch cleaning design enables you to easily discard dead insects in just one step.
- Sit position, stand or hang
- UV-A light attracts

- Zapplight® Mosquito Octenol Lure attracts
- No-see, no-zap trap pulls insects inside
- White LED light for local lighting
- Easy to use!
- Positioning your trap to sit, stand or hang to suit your needs is key because you can position the trap where mosquitoes are flying, or you can have options for light positioning. Whether you are sitting on your front porch, enjoying a BBQ or lounging in your yard, just plug in, press the power button and put the device to work!
- Attracting mosquitoes and flying insects with blue UV-A light and the Zapplight® Mosquito Octenol Lure is a 2-in-1 combination to bring them right above the fan and pulled into the no-zaptrap!
- For outdoor use

EPA Reg. No. 8730-62-3095

EPA Est. No. 3095-NJ-1

Packaged in the USA with Components from China

Zapplight® Mosquito Octenol Lure – Manufactured in the USA

Label text specific to Supplemental Distributor EPA Company No. 3095, PIC Corporation. (Trap packaged with 150 mg lure)

ZAPPLIGHT FLYING INSECT & MOSQUITO TRAP, PIC® Mosquito Trap, or other PIC®/ Raid® ABN

{Note to Reviewer: This lure is intended for use as an attractant with the Zapplight® Flying Insect & Mosquito Trap per the directions for use, below. The lure and the zapper may be packaged in the same carton. The lure serves as an attractant and adds to the utility of the electronic device. The following text below represents text that may appear on the instruction manual insert of a zapper device unit.}

{INSTRUCTION MANUAL INSERT}

Owners Manual

IMPORTANT SAFETY INSTRUCTIONS

READ THE ENTIRE PRODUCT LABEL AND OWNERS MANUAL BEFORE

USING NOTICE:

When using electric appliances, basic precautions should always be followed, including the following:

- To disconnect, ensure the unit is OFF, then remove plug from outlet.
- Always unplug from outlet when not in use and before servicing or cleaning.
- To reduce the risk of electrical shock, do not put appliance in water or other

liquid.

MAINTENANCE OF YOUR NEW TRAP:

1. Always turn unit off and disconnect plug before cleaning.
2. Do not position the unit near heat, gas, oil or other flammable materials.
3. To reduce the risk of injury, close supervision is necessary when the unit is used near children.
4. Do not contact moving parts – Do not touch fan while in motion.
5. Do not insert fingers or any foreign objects into the unit while it is connected to an electrical outlet.
6. Only use attachments recommended or sold by the manufacturer.
7. To disconnect, turn all controls to the OFF position, then remove plug from outlet.
8. Do not unplug by pulling on cord. To unplug, grasp the plug, not the cord.
9. Unplug from outlet when not in use and before servicing or cleaning.
10. Never operate this product if it has a damaged cord or plug, if it is not working properly, if it has been dropped or damaged, or if it has been dropped into water.
11. When being used with the Zapplight® Mosquito Octenol Lure, unit is FOR OUTDOOR USE ONLY.
12. DO NOT IMMERSE IN WATER. To reduce the risk of electrical shock, do not clean this product with water or liquid spray. Do not place where it can fall into water, or near flammable materials.

NOTICE – High Voltage, Keep out of Reach of Children.

[NOTICE – High Voltage, Power off unit before servicing.]

NOTICE – Do not stick foreign objects, metal objects or fingers into the unit.

NOTICE – Do not tamper with or modify unit.

NOTICE – Do not clean unit while it is powered on.

NOTICE – Do not clean or spray the unit with water, cleaning spray, or any other liquid.

NOTICE – Do not use or leave in rain.

NOTICE – Do not submerge unit in water or any liquid.

NOTICE – Do not use flammable liquids around unit.

This equipment has been tested and found to comply with the limits for a Class B Digital Device, pursuant to Part 15 of the FCC Rules. These limits are designed to provide reasonable protection against harmful interference in a residential installation. This equipment generates, uses, and can radiate radio frequency energy and, if not installed and used in accordance with the instructions, may cause harmful interference to radio communications.

However, there is no guarantee that interference will not occur in a particular installation. If this equipment does cause harmful interference to radio or television reception, which can be determined by turning the equipment off and on, the user is encouraged to try to correct the interference by one or more of the following measures:

- Reorient or relocate the receiving antenna.
- Increase the distance between the equipment and receiver.
- Connect the equipment to an outlet on a circuit different from that to which the receiver is connected.
- Consult the dealer or an experienced radio/TV technician for help.

This equipment complies with Part 15 of the FCC Rules. Operation is subject to the following two conditions:

1. This equipment may not cause harmful interference.
2. This equipment must accept any interference received, including interference that may cause undesired operation. Modifications not authorized by the manufacturer may void the user's authority to operate this device. This equipment complies with FCC RF radiation exposure limits set forth for an uncontrolled environment.
This transmitter must not be co-located or operating in conjunction with any other antenna or transmitter.

[STOCK# DZL]

[Packaged in the USA with Components from China]

[Zaplight® Mosquito Octenol Lure – Manufactured in the USA][PATENT PENDING]

Label text specific to Supplemental Distributor EPA Company No. 3095, PIC Corporation.(Trap packaged with 150 mg lure)

PIC® Portable Mosquito Zapper, PIC® Mosquito Trap, or other PIC®/ Raid® ABN

{Note to Reviewer: This lure is intended for use as an attractant with the PIC® Portable Mosquito Zapper per the directions for use, below. The lure and the zapper may be packaged in the same carton. The lure serves as an attractant and adds to the utility of the electronic device. The following text below represents text that may appear on the instruction manual insert of a zapper device unit.}

{Outer Box/ Front Panel}

PIC® Portable Mosquito Zapper [/ABN]

PIC® MOSQUITO OCTENOL LURE [/ABN]

ACTIVE INGREDIENTS:

1-Octen-3-ol.....6.3 %*

OTHER INGREDIENTS.....93.7 %

TOTAL 100.0 %

*Equivalent to 150 mg 1-octen-3-ol per Lure

CONTENTS: 1 Lure / NET WEIGHT: 0.08 oz (2.4 g)/Lure

KEEP OUT OF REACH OF CHILDREN

CAUTION

See Back Panel for First Aid

See Directions for Use & Precautionary Statements on

Back Panel and/or Owner's Manual Before Use

CONTENTS: 1 Zapper, 1 Lure, and 1 Micro USB Cord

{Outer Box/ Back Panel}

PIC® MOSQUITO OCTENOL LURE [/ABN]

ACTIVE INGREDIENTS:

1-Octen-3-ol.....6.3 %*
OTHER INGREDIENTS.93.7 %
TOTAL 100.0 %

*Equivalent to 150 mg 1-octen-3-ol per Lure

CONTENTS: 1 Lure / NET WEIGHT: 0.08 oz (2.4 g)/Lure

KEEP OUT OF REACH OF CHILDREN

CAUTION

Read Directions and Precautionary Statements Before Use

PRECAUTIONARY STATEMENTS

Hazards to Humans and Domestic Animals

CAUTION: Harmful if swallowed, absorbed through the skin or inhaled. Avoid contact with skin, eyes and mouth. Wash hands thoroughly with soap and water after handling.

FIRST AID
IF ON SKIN
<ul style="list-style-type: none">• Take off contaminated clothing.• Rinse skin immediately with plenty of water for 15-20 minutes.• Call a Poison Control Center or Doctor for treatment advice.
IF IN EYES
<ul style="list-style-type: none">• Hold eye open and rinse slowly and gently with water for 15-20 minutes.• Remove contact lenses, if present, after the first 5 minutes, then continue rinsing eye.• Call a Poison Control Center or Doctor for treatment advice.
IF SWALLOWED
<ul style="list-style-type: none">• Call a Poison Control Center or Doctor immediately for treatment advice.• Have person sip a glass of water if able to swallow.• Do not induce vomiting unless told to do so by Poison Control Center or Doctor.• Do not give anything by mouth to an unconscious person.
Have the product container or label with you when calling a Poison Control Center or Doctor, or going for treatment. For Emergency Information concerning this product, call the National Pesticide Information Center (NPIC) at 1-800-858-7378 seven days a week, 6:30am to 4:30pm Pacific Time (NPIC Web site: www.npic.orst.edu). After 4:30pm call your poison control center at 1-800-222-1222.

DIRECTIONS FOR USE:

It is a violation of Federal law to use this product in a manner inconsistent with its labeling.

The PIC® Mosquito Octenol Lure [ABN] is intended for use as an attractant with electronic insect killers (“zappers”) and mosquito traps of all brands. It is designed to release

1-octen-3-ol, an insect attractant, continuously for 30 days. Zapper or trap effectiveness is increased by luring mosquitoes and biting flies to it.

HOW TO APPLY:

1. Remove lure from the pouch and place into the built-in holder at the top of the PIC® Portable Mosquito Zapper. [/ABN]

2. Replace lure after 30 days.

STORAGE AND DISPOSAL

Do not contaminate water, food or feed by storage or disposal.

PESTICIDE STORAGE: Store unopened container in a cool dry place until ready to use. Do not store with food.

PESTICIDE DISPOSAL: Waste resulting from the use of this product must be disposed on site or at an approved waste disposal facility.

CONTAINER HANDLING: Non-refillable container. Do not reuse or refill this container. Wrap container and put in trash or offer for recycling if available.

EPA Reg No. 8730-62-3095 EPA Est No. 92836-CHN-1

Manufactured For:

[PIC Corporation 1101-1107 West Elizabeth Ave Linden, NJ 07036, USA]

[RAID Inc. 439 South Union Street, Bldg. 2, Suite 105, Lawrence, MA 01843]

[Zapper made in China]

[PIC® Mosquito Octenol Lure [/ABN] – Manufactured in the USA]

[Product images may differ slightly from product purchased due to continued product enhancements.]

DO NOT TOUCH THE ELECTRIC NET!

ELECTRIC SHOCK RISK – ONLY FOR DRY LOCATIONS

CAUTION – HIGH VOLTAGE, KEEP OUT OF REACH OF CHILDREN

CAUTION – ELECTRICAL SHOCK HAZARD. DO NOT DIRECT WATER,

CLEANING SPRAY, OR ANY LIQUID AT UNIT WHILE IN OPERATION.

{INSTRUCTION MANUAL INSERT}{FRONT SIDE}

PIC PORTABLE MOSQUITO ZAPPER [/ABN]

2-IN-1 Charge and Go Zapper with Accent Light

Owner's Manual

IMPORTANT SAFETY INSTRUCTIONS

READ THE ENTIRE PRODUCT LABEL AND OWNERS MANUAL BEFORE USING

ELECTRIC SHOCK RISK ONLY FOR DRY LOCATIONS 

Thank you for choosing the PIC® Portable [/ABN]

Mosquito Zapper. Please read the Owner's Manual carefully to ensure use of this product complies with all safety regulations.

The unit is equipped with UV-A lighting functions and a zapping grid which kills bugs on contact. The white LED light is suitable for illuminating the area as an accent light or small

lantern. The unit also works with all functions running at the same time, so you can use as a light, but still use it as an insect zapper.

It is recommended that you place the unit away from you when using as a zapper to draw the insectstowards the light

OPERATION:

The unit should be fully charged using the micro USB cord that was included with your purchase beforeuse. Plug the Micro USB end of the cord into your unit, and the USB end of the cord into any USB port;

additional equipment is not required. The indicator light on your device will shine green when ready to use.

HOW TO USE THE DEVICE:

1. To turn the unit ON, simply move the toggle switch located on the base of the unit to the right.

- Position 0 – The unit is off.
- Position 1 – UV-A light, white LED accent light and zapper.
- Position 2 – UV-A light and zapper.
- Position 3 – LED accent light only

1. Prior to cleaning turn the unit off (Position 0). For safest practice, wait 45 minutes to release the chargefrom the electric grid. Gently spray canned air or a hair dryer on cool setting to blow away any accumulating debris if needed. Do not touch the electric grid.

Changes or modifications not expressly approved by the party responsible for compliance could void the user's authority to operate this device.

This device complies with part 15 of the FCC Rules. Operation is subject to the following two conditions:
(1)

This device may not cause harmful interference, and (2) this device must accept any interference received,

including interference that may cause undesired operation.

NOTE: This equipment has been tested and found to comply with the limits for a Class B digital device, pursuant to part 15 of the FCC Rules. These limits are designed to provide reasonable protection against harmful interference in a residential installation. This equipment generates, uses, and can radiate radio frequency energy and, if not installed and used in accordance with the instructions, may cause harmful

interference to radio communications. However, there is no guarantee that interference will not occur in a particular installation. If this equipment does cause harmful interference to radio or television reception, which can be determined by turning the equipment off and on, the user is encouraged to try to correct the interference by one or more of the following measures:

- Reorient or relocate the receiving antenna.
- Increase the separation between the equipment and receiver.
- Connect the equipment into an outlet on a circuit different from that to which the receiver is connected.
- Consult the dealer or an experienced radio/TV technician for help

CAUTION – High Voltage, Keep out of Reach of Children.

CAUTION – High Voltage, Power off unit before servicing. C

CAUTION – Collected insects may be a fire hazard. Clean dead insects from the unit frequently.

WARNING – Skin or eye damage may result from directly viewing the light produced by this apparatus.

CAUTION– ELECTRICAL SHOCK HAZARD MAY EXIST IF WATER FROM A GARDEN HOSE IS DIRECTED AT UNIT WHILE IN OPERATION.

CAUTION – Do not stick foreign objects, metal objects or fingers into the unit.

CAUTION – Do not tamper with or modify unit.

CAUTION – Do not clean unit while it is powered on.

CAUTION – Before cleaning, allow unit to sit for at least 45 minutes to release charge from electric grid. CAUTION – Do not clean or spray the unit with water, cleaning spray, or any other liquid.

CAUTION – Do not submerge unit in water or any liquid.

CAUTION – Keep out of contact with flammable items such as paper or clothing.

CAUTION – Do not use flammable liquids around unit.

Manufactured For:

[PIC® Corporation] [Raid® Inc.]

[1101-1107 West Elizabeth Ave Linden, NJ 07036, USA]

[RAID Inc. 439 South Union Street, Bldg. 2, Suite 105, Lawrence, MA 01843]

[MADE IN CHINA][EPA Est. No. #####-###-#]

[Patent Pending in the U.S. and Abroad]

[SEE REVERSE FOR LURE INSTRUCTIONS]

{INSTRUCTION MANUAL INSERT}

{BACK SIDE}

PIC® MOSQUITO OCTENOL LURE [/ABN]

ACTIVE INGREDIENTS:

1-Octen-3-ol.....6.3 %*

OTHER INGREDIENTS.93.7 %

TOTAL 100.0 %

*Equivalent to 150 mg 1-octen-3-ol per Lure

CONTENTS: 1 Lure / NET WEIGHT: 0.08 oz (2.4 g)/Lure

KEEP OUT OF REACH OF CHILDREN

CAUTION

Read Directions and Precautionary Statements Before Use

PRECAUTIONARY STATEMENTS

Hazards to Humans and Domestic Animals

CAUTION: Harmful if swallowed, absorbed through the skin or inhaled. Avoid contact with skin, eyes and mouth. Wash hands thoroughly with soap and water after handling.

FIRST AID

IF ON SKIN

- Take off contaminated clothing.
- Rinse skin immediately with plenty of water for 15-20 minutes.
- Call a Poison Control Center or Doctor for treatment advice.

IF IN EYES

- Hold eye open and rinse slowly and gently with water for 15-20 minutes.
- Remove contact lenses, if present, after the first 5 minutes, then continue rinsing eye.
- Call a Poison Control Center or Doctor for treatment advice.

IF SWALLOWED

- Call a Poison Control Center or Doctor immediately for treatment advice.
- Have person sip a glass of water if able to swallow.
- Do not induce vomiting unless told to do so by Poison Control Center or Doctor.
- Do not give anything by mouth to an unconscious person.

Have the product container or label with you when calling a Poison Control Center or Doctor, or going for treatment. For Emergency Information concerning this product, call the National Pesticide Information Center (NPIC) at 1-800-858-7378 seven days a week, 6:30am to 4:30pm Pacific Time (NPIC Web site: www.npic.orst.edu). After 4:30pm call your poison control center at 1-800-222-1222.

Have the product container or label with you when calling a Poison Control Center or Doctor, or going for treatment. For Emergency Information concerning this product, call the National Pesticide Information Center (NPIC) at 1-800-858-7378 seven days a week, 6:30am to 4:30pm Pacific Time (NPIC Web site: www.npic.orst.edu). After 4:30pm call your poison control center at 1-800-222-1222.

DIRECTIONS FOR USE:

It is a violation of Federal law to use this product in a manner inconsistent with its labeling.

The *PIC® Mosquito Octenol Lure* [/ABN] is intended for use as an attractant with electronic insectkillers (“zappers”) and mosquito traps of all brands. It is designed to release

1-octen-3-ol, an insect attractant, continuously for 30 days. Zapper or trap effectiveness is increased by luring mosquitoes and biting flies to it.

HOW TO APPLY:

1. Remove lure from the pouch and place into the built-in holder at the top of the *PIC® Portable Mosquito Zapper*. [/ABN]
2. Replace lure after 30 days.

STORAGE AND DISPOSAL

Do not contaminate water, food or feed by storage or disposal.

PESTICIDE STORAGE: Store unopened container in a cool dry place until ready to use. Do not store with food.

PESTICIDE DISPOSAL: Waste resulting from the use of this product must be disposed on site or at an approved waste disposal facility.

CONTAINER HANDLING: Non-refillable container. Do not reuse or refill this container. Wrap container and put in trash or offer for recycling if available.

EPA Reg No. 8730-62-3095

EPA Est No. 922836CHN-1

Manufactured For:

[PIC Corporation

1101-1107 West Elizabeth

AveLinden, NJ 07036, USA]

[Raid® Inc.]

[RAID Inc. 439 South Union Street, Bldg. 2, Suite 105, Lawrence, MA 01843]

[EPA Est. No. #####-###-#]

{DEVICE MARKETING CLAIMS:}

{Note to Reviewer: May appear on device insert or device packaging}

- New! {Note to reviewer: The claim “New!” refers to the new device and will be used only

for the first six months the device is sold in market}

- Attracts and Kills [Mosquitoes] on Contact
- [2-in-1] [Charge & Go] [with Accent Light]
- Built-in [Lure Holder] [Flip-top Lure Chamber] located on the [top] [bottom] of the device.
- Lure Refill Replacements Sold Separately
 - Standing at 2 1/2" tall and 4" wide, The PIC Portable Mosquito Zapper [ABN] is easy to use whether you're home, or away.
- [Just] Charge [&] [and] Go
- Camping, Fishing, BBQ's, Parties and more
- 3 Modes of Operation
- Simply slide the switch to toggle through the light modes.
- For added effectiveness, use the 30 Day Slow-Release Lure Strip Inside!
- All features on; UV-A & Zapper; Accent Light
- [Micro USB] [USB] [USB-C] Rechargeable
- Cord [not] included
- Attracts and kills mosquitos in a 10' x 10' area

{OPTIONAL TEXT, CLAIMS, & PICTOGRAMS: PIC® Portable Mosquito Zapper [ABN]:}

- [PIC Mosquito Octenol Lure] [ABN] Increases the [trap's][zapper's][device's] effectiveness in killing certain mosquitoes and biting flies]
- [Place into Built-in holder] {**Note to EPA reviewer: will appear with pictogram of zapper**}
- [How to apply Lure] {**Note to EPA reviewer: will appear with pictogram of zapper**}
- [[1]] USB charger"]
- [All features on"; "UVA & Zapper"; "Accent Light"] {**Note to EPA reviewer: A pictogram for each statement may appear showing different unit settings**}
- [See Directions for Use & Precautionary Statements on Back Panel/Owner's Manual Before Use]
- CONTENTS: [1 Insect Zapper, [and] 1 Lure, [and] 1 USB Charger]]
- [SEE INSTRUCTION MANUAL INSIDE FOR COMPLETE DIRECTIONS FOR USE.]
- [DO NOT TOUCH THE ELECTRIC NET! ELECTRIC SHOCK RISK – ONLY FOR DRY LOCATIONS CAUTION – HIGH VOLTAGE, KEEP OUT OF REACH OF CHILDREN CAUTION – ELECTRICAL SHOCK HAZARD. DO NOT DIRECT WATER, CLEANING SPRAY, OR ANY LIQUID AT UNIT WHILE IN OPERATION.] {**Note to EPA Reviewer: In addition to Owner's Manual, this may appear on other labeling accompanying product**}
- [Thank you for choosing the PIC® Portable Mosquito Zapper. [ABN]]
- [Please read the Owner's Manual carefully to ensure use of this product complies with all safety regulations.] {**Note to EPA Reviewer: In addition to User's Manual, this may appear on other labeling accompanying product**}
- [It is recommended that you place the unit away from you when using as a zapper to draw the insects towards the light.] {**Note to EPA Reviewer: In addition to Owner's Manual, this may appear on other labeling accompanying product**}
- [The unit is equipped with UV-A lighting functions and a zapping grid which kills bugs on contact. The white LED light is suitable for illuminating the area as an accent light or small lantern. The unit also works with all functions running at the same time, so you can use as a

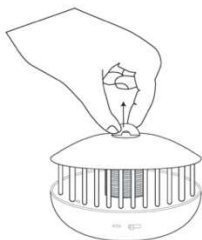

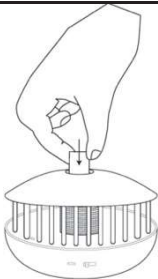
light, but still use it as an insect zapper.] {Note to EPA Reviewer: In addition to Owner's Manual, this may appear on other labeling accompanying product}

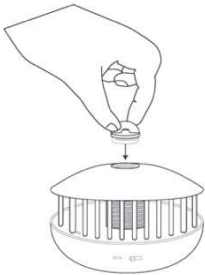
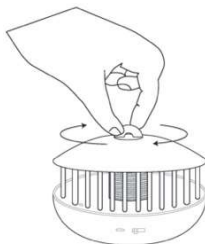
How to use the device:

To turn the unit ON, simply move the toggle switch located on the base of the unit to the right.

- Position 0 – The unit is off.
- Position 1 – UV-A light, white LED accent light and zapper.
- Position 2 – UV-A light and zapper.
- Position 3 – LED accent light only

How to Apply [the Lure]:

	1. Lift tab on cap at the top of the device
	2. Twist the cap and lift to open
	2. Open the PIC® Mosquito Octenol Lure [ABN] Pouch and place the lure inside the built-in holder.

	<p>3. Replace cap</p>
	<p>4. Turn to close.</p>

OPTIONAL IMAGES:



Label text specific to Supplemental Distributor EPA Company No. 3095, PIC Corporation.

(Trap packaged with 150 mg lure)

PIC® Area Bug Zapper, PIC® Mosquito Trap, or other PIC®/ Raid® ABN

{Note to Reviewer: This lure is intended for use as an attractant with the PIC® Area Bug Zapper [ABN] per the directions for use, below. The lure and the zapper may be packaged in the same carton. The lure serves as an attractant and adds to the utility of the electronic device. The following text below represents text that may appear on the instruction manual insert of a zapper device unit.}

{OUTER BOX}

PIC® MOSQUITO OCTENOL LURE [ABN]

ACTIVE INGREDIENTS:

1-Octen-3-ol* 6.3 %
OTHER INGREDIENTS 93.7 %
TOTAL 100.0 %

*Equivalent to 150 mg 1-octen-3-ol per Lure

CONTENTS: 1 Lure

NET WEIGHT: 0.08 oz (2.4 g)/Lure

KEEP OUT OF REACH OF CHILDREN

CAUTION

[Read Directions and Precautionary Statements Before Use]

[See Side Panel for First Aid]

[See Directions for Use & Precautionary Statements on Back Panel and/or Owner's Manual Before Use.]

CONTENTS: 1 Zapper, 1 Lure and 1 Lure Clip

[EXTENSION CORD NOT INCLUDED.]

PRECAUTIONARY STATEMENTS

Hazards to Humans and Domestic Animals

CAUTION: Harmful if swallowed, absorbed through the skin or inhaled. Avoid contact with skin, eyes and mouth. Wash hands thoroughly with soap and water after handling.

FIRST AID

IF ON SKIN

- Take off contaminated clothing.
- Rinse skin immediately with plenty of water for 15-20 minutes.
- Call a Poison Control Center or Doctor for treatment advice.

IF IN EYES

- Hold eye open and rinse slowly and gently with water for 15-20 minutes.
- Remove contact lenses, if present, after the first 5 minutes, then continue rinsing eye.
- Call a Poison Control Center or Doctor for treatment advice.

IF SWALLOWED

- Call a Poison Control Center or Doctor immediately for treatment advice.
- Have person sip a glass of water if able to swallow.
- Do not induce vomiting unless told to do so by Poison Control Center or Doctor.
- Do not give anything by mouth to an unconscious person.

Have the product container or label with you when calling a Poison Control Center or Doctor, or going for treatment. For Emergency Information concerning this product, call the National Pesticide Information Center (NPIC) at 1-800-858-7378 seven days a week, 6:30am to 4:30pm Pacific Time (NPIC Web site: www.npic.orst.edu). After 4:30pm call your poison control center at 1-800-222-1222.

DIRECTIONS FOR USE:

It is a violation of Federal law to use this product in a manner inconsistent with its labeling.

The **PIC® Mosquito Octenol Lure** [/ABN] is intended for use as an attractant with electronic insect killers (“zappers”) and mosquito traps of all brands. It is designed to release 1-octen-3-ol, an insect attractant, continuously for 30 days. Zapper or trap effectiveness is increased by luring mosquitoes and biting flies to it.

HOW TO APPLY:

- 1) Remove Lure Clip from the pouch.
- 2) Attach clip to the outer grid or enclosure of zapper or mosquito trap.
- 3) Replace lure clip after 30 days.

STORAGE AND DISPOSAL

Do not contaminate water, food or feed by storage or disposal.

PESTICIDE STORAGE: Store unopened container in a cool dry place until ready to use. Do not store with food.

PESTICIDE DISPOSAL: Waste resulting from the use of this product must be disposed on site or at an approved waste disposal facility.

CONTAINER HANDLING: Non-refillable container. Do not reuse or refill this container. Wrap container and put in trash or offer for recycling if available.

[EPA Est. No. 95455-CAM-1
EPA Est No. 3095-NJ-1]

[Packaged in the USA with Components from Cambodia
PIC® Mosquito Octenol Lure [/ABN] – Manufactured in the USA]

[Manufactured For:
PIC® Corporation
1101-1107 West Elizabeth Ave
Linden, NJ 07036, USA]

[EPA Reg No. 8730-62-3095
EPA Est. No. 94875-CHN-1]

[Raid® Inc.]

[RAID Inc. 439 South Union Street, Bldg. 2, Suite 105, Lawrence, MA 01843]

[EPA Est. No. #####-###-#]

[Packaged in the USA with Components from China

PIC® Mosquito Octenol Lure [/ABN] – Manufactured in the USA]

FOR OUTDOOR USE

[SEE INSTRUCTION MANUAL INSIDE FOR COMPLETE DIRECTIONS FOR USE.]

[SEE OWNER'S MANUAL INSIDE FOR COMPLETE DIRECTIONS FOR USE.]



DO NOT TOUCH THE ELECTRIC NET!

ELECTRIC SHOCK RISK – ONLY FOR DRY LOCATIONS

CAUTION – HIGH VOLTAGE, KEEP OUT OF REACH OF CHILDREN

CAUTION – ELECTRICAL SHOCK HAZARD. DO NOT DIRECT WATER,
CLEANING SPRAY, OR ANY LIQUID AT UNIT WHILE IN OPERATION.

[MANUAL INSERT] [PANEL ONE]

PIC® AREA BUG ZAPPER [/ABN]

40W

Owner's Manual

IMPORTANT SAFETY INSTRUCTIONS

READ THE ENTIRE PRODUCT LABEL AND OWNERS MANUAL BEFORE USING

For Outdoor Use

Weatherproof Construction

Bulb: 8,000 Hour Lifetime 40W

Grid Voltage: 3,000V

Extension Cord Not Included

Placement: 20ft away

CHOOSE THE LOCATION:

The product is to be used outdoors 20ft away from your outdoor living space so insects can be drawn towards the zapper and away from your space. Built to be weatherproof, it can be placed on a hook outdoors to hang. Ensure the unit is 5-7ft off the ground for ideal placement.

INSTALLATION OPERATION:

Once the location has been determined, hang the unit then plug in a compatible extension cord rated for outdoor use into a compatible electrical outlet. Next, plug the zapper into the other end of the extension cord. For best practice, install the unit just before the start of mosquito and flying insect season in your area and leave in place until the end of the season.

The unit will turn ON simply by being plugged into the compatible electrical source.

For off-season storage, save the outer box, owner's manual and packing materials.

To clean the product, unplug the unit and carefully spray canned compressed air or use hair dryer on cool setting to remove any debris that happened to stay on the grid. **Never use water or spray cleaners on the product.**

WARNING: See Caution Statements below before attempting to clean.

IMPORTANT CORD & SAFETY INFORMATION

This product is for (household) outdoor use only. The product is equipped with a 2-prong plug to fit the proper type receptacles. To reduce the risk of electric shock, only plug into a properly installed outlet. Extension cords used with this product must be marked with suffix letters “W-A” and with a tag saying, “Suitable for use with Outdoor Appliances.” Use only extension cords that have plug and receptacles that match the product plug. Electrical rating of the extension cord must be as great as the electrical rating of the product.

Check the product frequently to ensure debris and dead insects are not accumulating inside as it may contribute to fire. Do not bend electrical grid and do not attempt to make repairs on the unit. Call our customer service department at **1-800-799-7302** for additional questions or assistance.

WARNING: Skin or eye damage may result from directly viewing the light produced by the product.

WARNING: If cord appears damaged, do not attempt to use or plug in the product.

- 1.) Only use compatible outdoor rated extension cords and outlets for this unit.
- 2.) Never carry the unit by the cord. Only unplug by pulling on the plug.
- 3.) Keep extension cords off of the ground and ensure tight connection of cords.
- 4.) Store product indoors in original packing materials and out of reach of children.

Changes or modifications not expressly approved by the party responsible for compliance could void the user's authority to operate this device.

This device complies with part 15 of the FCC Rules. Operation is subject to the following two conditions: (1) This device may not cause harmful interference, and (2) this device must accept any interference received, including interference that may cause undesired operation.

NOTE: This equipment has been tested and found to comply with the limits for a Class B digital device, pursuant to part 15 of the FCC Rules. These limits are designed to provide reasonable protection against harmful interference in a residential installation. This equipment generates, uses, and can radiate radio frequency energy and, if not installed and used in accordance with the instructions, may cause harmful interference to radio communications. However, there is no guarantee that interference will not occur in a particular installation.

If this equipment does cause harmful interference to radio or television reception, which can be determined by turning the equipment off and on, the user is encouraged to try to correct the interference by one or more of the following measures:

- Reorient or relocate the receiving antenna.
- Increase the separation between the equipment and receiver.
- Connect the equipment into an outlet on a circuit different from that to which the receiver is connected.
- Consult the dealer or an experienced radio/TV technician for help

CAUTION – Never mount this product onto house, deck or building.

CAUTION – HIGH VOLTAGE, KEEP OUT OF REACH OF CHILDREN.

CAUTION – Collected insects may be a fire hazard. Clean dead insects frequently.

CAUTION – Do not stick foreign objects, metal objects or fingers into any part of the product.

CAUTION – Do not tamper with or modify product.

CAUTION – High voltage, unplug product before cleaning and allow to sit for at least 45 minutes.

CAUTION – Do not clean or spray the unit with water, cleaning spray, or any other liquid.

CAUTION – Do not submerge unit in water or any liquid.

CAUTION – Keep out of contact with paper, clothing, heat sources, gas, oil or flammable items.

STOCK# 40W-OCTZAP

[MADE IN CAMBODIA]

[MADE IN CHINA]

[EPA Est. No. 95455-CAM-1]

[EPA Est. No. 94875-CHN-1]

[Packaged in the USA with Components from China
PIC® Mosquito Octenol Lure [/ABN] – Manufactured in the USA
EPA Est. No. 94875-CHN-1]
[EPA Est. No. #####-###-#]

v70121a

Product images may differ from product purchased due to continued product enhancements.
[Las imágenes del producto pueden diferir del producto comprado debido a cambios oh mejoramientos del producto.]

SEE REVERSE FOR LURE INSTRUCTIONS

{*PANEL 2*}

PIC® MOSQUITO OCTENOL LURE [/ABN]

ACTIVE INGREDIENTS:

1-Octen-3-ol6.3 %*
OTHER INGREDIENTS 93.7 %
TOTAL 100.0 %

*Equivalent to 150 mg 1-octen-3-ol per Lure
CONTENTS: 1 Lure / NET WEIGHT: 0.08 oz (2.4 g)/Lure

KEEP OUT OF REACH OF CHILDREN

CAUTION

Read Directions and Precautionary Statements Before Use

PRECAUTIONARY STATEMENTS

Hazards to Humans and Domestic Animals

CAUTION: Harmful if swallowed, absorbed through the skin or inhaled.
Avoid contact with skin, eyes and mouth. Wash hands thoroughly with soap and water after handling.

FIRST AID	
IF ON SKIN	
<ul style="list-style-type: none">• Take off contaminated clothing.• Rinse skin immediately with plenty of water for 15-20 minutes.• Call a Poison Control Center or Doctor for treatment advice.	
IF IN EYES	
<ul style="list-style-type: none">• Hold eye open and rinse slowly and gently with water for 15-20 minutes.• Remove contact lenses, if present, after the first 5 minutes, then continue rinsing eye.• Call a Poison Control Center or Doctor for treatment advice.	
IF SWALLOWED	
<ul style="list-style-type: none">• Call a Poison Control Center or Doctor immediately for treatment advice.• Have person sip a glass of water if able to swallow.• Do not induce vomiting unless told to do so by Poison Control Center or Doctor.• Do not give anything by mouth to an unconscious person.	

Have the product container or label with you when calling a Poison Control Center or

Doctor, or going for treatment. For Emergency Information concerning this product, call the National Pesticide Information Center (NPIC) at 1-800-858-7378 seven days a week, 6:30am to 4:30pm Pacific Time (NPIC Web site: www.npic.orst.edu). After 4:30pm call your poison control center at 1-800-222-1222.

DIRECTIONS FOR USE:

It is a violation of Federal law to use this product in a manner inconsistent with its labeling.

The **PIC® Mosquito Octenol Lure** [/ABN] is intended for use as an attractant with electronic insect killers (“zappers”) and mosquito traps of all brands. It is designed to release 1-octen-3-ol, an insect attractant, continuously for 30 days. Zapper or trap effectiveness is increased by luring mosquitoes and biting flies to it.

HOW TO APPLY:

- 1) Remove Lure Clip from the pouch.
- 2) Attach clip to the outer grid or enclosure of zapper or mosquito trap.
- 3) Replace lure clip after 30 days.

STORAGE AND DISPOSAL

Do not contaminate water, food or feed by storage or disposal.

PESTICIDE STORAGE: Store unopened container in a cool dry place until ready to use. Do not store with food.

PESTICIDE DISPOSAL: Waste resulting from the use of this product must be disposed on site or at an approved waste disposal facility.

CONTAINER HANDLING: Non-refillable container. Do not reuse or refill this container. Wrap container and put in trash or offer for recycling if available.

[EPA Reg No. 8730-62-3095
EPA Est. No. 95455-CAM-1]

[EPA Reg No. 8730-62-3095
EPA Est. No. 94875-CHN-1]

Manufactured For:

[PIC® Corporation

1101-1107 West Elizabeth Ave.

Linden, NJ 07036, USA

1-800-799-7302]

[Raid® Inc.]

[RAID Inc. 439 South Union Street, Bldg. 2, Suite 105, Lawrence, MA 01843]

[EPA Est. No. #####-###-#]

{OPTIONAL TEXT, CLAIMS, & PICTOGRAMS}

- ATTRACT & KILL BUGS ON CONTACT! {Note to reviewer: packing which includes electronic device}
- PIC® Mosquito Octenol Lure [/ABN] Increases the Device's Effectiveness in Killing Certain Mosquitoes & Biting Flies
- Draw mosquitoes and flying insects away from living areas 20 feet recommended
- Placement should be low enough for bugs to fly inside 5-7feet

- Place on a table if unable to hang the zapper
- LURE [REFILLS] [REPLACEMENTS] SOLD SEPARATELY.
- 30 Day Supply Included.
- Shepherd's Hook Sold Separately
- Manufactured in the USA.
- [Multiple Applications] [Choose your location] PATIO//DECK AREAS SHED/GARAGE
 POOLS/HOT TUBS OUTDOOR LIVING GARDENS WATER FEATURES



Label text specific to Supplemental Distributor EPA Company No. 3095, PIC Corporation. (Replacement 150 mg Lure)

**ZAPPLIGHT MOSQUITO OCTENOL LURE, XTENOL MOSQUITO LURE,
PIC MOSQUITO OCTENOL LURE, **RAID® OCTENOL LURE****

{Optional Claims}

- Slow-release 30 day supply
- [The] Slow-release strip [is] designed to emit mosquito attractant for 30 days
- [Free] Universal[*] [adapter] clip inside! [(*Universal adapter clip fits most zappers, bulb zappers& insect traps)]
- The PIC® Mosquito Octenol Lure [/LURE BRAND NAME] is intended for use as an attractant with electronic insect killers (“zappers”) and mosquito traps of all brands.
- It is designed to release 1-octen-3-ol, an insect attractant, continuously for 30 days.
- Zapper or trap effectiveness is increased by luring mosquitoes and biting flies to it.
- For use with Zapplight® Flying Insect & Mosquito Trap and most other electronic insect killers and traps
- Attracts mosquitoes and biting flies
- Increases the device’s effectiveness in killing certain mosquitoes and biting flies
- For use with electronic insect killers & traps
- For outdoor use
- Manufactured in the USA
- Lure made in the USA
- Lure clip made in China
- 1 Acre coverage
- 8,000 Hour bulb life
- 3,000 Volts

PA Reg. No. 8730-62-3095

EPA Est. No. 3095-NJ-1

Label text specific to Supplemental Distributor EPA Company No. 3095, PIC Corporation.
(Trap packaged with 150 mg lure); PIC® Mosquito Killer Torch, **PIC® Mosquito Trap, or
other PIC®/ Raid® ABN**

{Note to Reviewer: This lure is intended for use as an attractant with the PIC® Mosquito Killer Torch [/ABN] per the directions for use, below. The lure and the zapper may be packaged in the same carton. The lure serves as an attractant and adds to the utility of the electronic device. The following text below represents text that may appear on the instruction manual insert of a zapper device unit.}

{OUTER BOX}

PIC® Mosquito Killer Torch [SOLAR] [/ABN]

[CONTENTS: 1 Solar Zapper Top, 3 poles, 2 connectors, 1 ground stake, 1 tabletop base, 1 Lure*, 1 Lure Clip][*Refills sold separately]

PIC® MOSQUITO OCTENOL LURE[/ABN]

ACTIVE INGREDIENTS:

1-Octen-3-ol* 6.3 %
OTHER INGREDIENTS 93.7 %
TOTAL 100.0 %

*Equivalent to 150 mg 1-octen-3-ol per Lure

CONTENTS: 1 Lure / NET WEIGHT: 0.08 oz (2.4 g)/Lure

KEEP OUT OF REACH OF CHILDREN

CAUTION

[Read Directions and Precautionary Statements Before Use]

PRECAUTIONARY STATEMENTS

Hazards to Humans and Domestic Animals

CAUTION: Harmful if swallowed, absorbed through the skin or inhaled. Avoid contact with skin, eyes and mouth. Wash hands thoroughly with soap and water after handling.

FIRST AID
IF ON SKIN
<ul style="list-style-type: none"> • Take off contaminated clothing. • Rinse skin immediately with plenty of water for 15-20 minutes. • Call a Poison Control Center or Doctor for treatment advice.
IF IN EYES
<ul style="list-style-type: none"> • Hold eye open and rinse slowly and gently with water for 15-20 minutes. • Remove contact lenses, if present, after the first 5 minutes, then continue rinsing eye. • Call a Poison Control Center or Doctor for treatment advice.
IF SWALLOWED
<ul style="list-style-type: none"> • Call a Poison Control Center or Doctor immediately for treatment advice. • Have person sip a glass of water if able to swallow. • Do not induce vomiting unless told to do so by Poison Control Center or Doctor. • Do not give anything by mouth to an unconscious person.

Have the product container or label with you when calling a Poison Control Center or Doctor, or going for treatment. For Emergency Information concerning this product, call the National Pesticide Information Center (NPIC) at 1-800-858-7378 seven days a week, 6:30am to 4:30pm Pacific Time (NPIC Web site: www.npic.orst.edu). After 4:30pm call your poison control center at 1-800-222-1222.

DIRECTIONS FOR USE:

It is a violation of Federal law to use this product in a manner inconsistent with its labeling.

The **PIC® Mosquito Octenol Lure** [/ABN] is intended for use as an attractant with electronic insect killers (“zappers”) and mosquito traps of all brands. It is designed to release 1-octen-3-ol, an insect attractant, continuously for 30 days. Zapper or trap effectiveness is increased by luring mosquitoes and biting flies to it.

HOW TO APPLY:

- 1) Remove Lure Clip from the pouch.
- 2) Attach clip to the outer grid or enclosure of zapper or mosquito trap.
- 3) Replace lure clip after 30 days.

STORAGE AND DISPOSAL

Do not contaminate water, food or feed by storage or disposal.

PESTICIDE STORAGE: Store unopened container in a cool dry place until ready to use. Do not store with food.

PESTICIDE DISPOSAL: Waste resulting from the use of this product must be disposed on site or at an approved waste disposal facility.

CONTAINER HANDLING: Non-refillable container. Do not reuse or refill this container. Wrap container and put in trash or offer for recycling if available.

[EPA Reg No. 8730-62-3095]

[EPA Est. No. 92836-CHN-1]

[Zapper Made in China]

[PIC® Mosquito Octenol Lure – Manufactured in the USA]

[Manufactured For:
PIC® Corporation
1101-1107 West Elizabeth Ave
Linden, NJ 07036, USA]

[Raid® Inc.]

[RAID Inc. 439 South Union Street, Bldg. 2, Suite 105, Lawrence, MA 01843]
[EPA Est. No. #####-###-#]

FOR OUTDOOR USE

[SEE INSTRUCTION MANUAL INSIDE FOR COMPLETE DIRECTIONS FOR USE.]
[SEE OWNER’S MANUAL INSIDE FOR COMPLETE DIRECTIONS FOR USE.]

[SEE OWNER’S MANUAL INSIDE FOR COMPLETE DIRECTIONS FOR USE.]
[ELECTRIC SHOCK RISK – DO NOT TOUCH THE ELECTRIC NET!]
[CAUTION – HIGH VOLTAGE, KEEP OUT OF REACH OF CHILDREN]

{Owner’s Manual/ Box Insert}
{Front Panel}

[PIC Mosquito Killer Torch Bug Zapper][with LED Flame Effect][Solar][/**ABN**]

Owner’s Manual

IMPORTANT SAFETY INSTRUCTIONS

For Outdoor Use Features & Benefits
READ THE ENTIRE PRODUCT LABEL
AND OWNERS MANUAL BEFORE USING
OWNER’S MANUAL

Weatherproof Construction

Grid Voltage: 600V

Brightness: 35 Lumens

Light Color: Warm White

Charging: Charges in Direct Sun

Run Time: 6+ Hours

What is included in your purchase:

FIGURE 1: COMPONENTS

UV LED

Flame Effect LED

Easy-Clean Catch Tray

No Open Flame Concern

30 Day Supply PIC® Mosquito Octenol Lure [/**ABN**]

ABOUT THIS PRODUCT:

The PIC® Mosquito Killer Torch [/**ABN**] is a solar replacement to standard oil burning torches that kills bugs on contact.

The product charges in direct sunlight and on a full charge lasts 6+ hours. In darkness, the LED flame turns on creating ambiance for your outdoor living space. At the same time, the UV light and 600 volt zapper activate like a standard bug zapper. Use of the PIC® Mosquito Octenol Lure [/ABN] increases device effectiveness in attracting mosquitoes (see reverse for additional information). Each solar torch purchase includes 1 ground stake, 3 poles, 2 connectors 1 tabletop base 1 lure, 1 lure clip (see Figure 1) and easily adjusts between 4 use patterns (see Figure 2). Use as a standard torch down to a path light, or you can simply insert the torch into the tabletop base.

CHOOSE THE LOCATION:

The product is to be charged in direct sunlight outdoors. It's recommended to place the product away from your outdoor living space so insects can be drawn towards the zapper and away from your space. Built to be weatherproof, it can be placed outdoors in the ground or can be placed on a table.

INSTALLATION AND OPERATION:

For best practice, install the unit just before the start of the season in your area and leave in place until the end of the season.

To activate the product, press the power button located on the neck of the torch. You will not need to press the button again. As stated, the product charges during the day in direct sun and turns ON in darkness. The product will run for 6+ hours on a full charge.

FOR USE WITH PIC® MOSQUITO OCTENOL LURE[/ABN]:

See reverse for additional Directions and Precautionary Statements.

For off-season storage, save the outer box and packing materials. Press the power button to turn OFF before storing.

To clean the product, slide the catch tray from the unit and discard insect debris. For debris that may be remaining inside the torch or on the electrical grid, carefully spray canned compressed air or use hair dryer on cool setting. Never spray water or cleaners on the product.

IMPORTANT SAFETY INFORMATION

This product is for outdoor use only. Check the product frequently to ensure debris and dead insects are not accumulating inside as it may contribute to fire. Do not bend electrical grid and do not attempt to make repairs on

the unit. Call our customer service department at 1-800-799-7302 for additional questions or assistance.

CAUTION – HIGH VOLTAGE, KEEP OUT OF REACH OF CHILDREN.

CAUTION – Collected insects may be a fire hazard. Clean dead insects frequently.

CAUTION – Do not stick foreign objects, metal objects or fingers into any part of the product.

CAUTION – Do not tamper with or modify product.

CAUTION – Do not clean or spray the unit with water, cleaning spray, or any other liquid.

CAUTION – Do not submerge unit in water or any liquid.

CAUTION – Keep out of contact with paper, clothing, heat sources, gas, oil or flammable items.

Changes or modifications not expressly approved by the party responsible for compliance could void the user's authority to operate this device.

This device complies with part 15 of the FCC Rules. Operation is subject to the following two conditions:

(1) This device may not cause harmful interference, and

(2) this device must accept any interference received, including interference that may cause undesired operation.

NOTE: This equipment has been tested and found to comply with the limits for a Class B digital device, pursuant to

part 15 of the FCC Rules. These limits are designed to provide reasonable protection against harmful interference in a

residential installation. This equipment generates, uses, and can radiate radio frequency energy and, if not installed and used in accordance with the instructions, may cause harmful interference to radio communications. However, there is no guarantee that interference will not occur in a particular installation. If this equipment does cause harmful interference to radio or television reception, which can be determined by turning the equipment off and on, the user is encouraged to try to correct the interference by one or more of the following measures:

- Reorient or relocate the receiving antenna.
- Increase the separation between the equipment and receiver.
- Consult the dealer or an experienced radio/TV technician for help.

Manufactured For:
[PIC® Corporation
1101-1107 W Elizabeth Ave.
Linden, NJ 07036]
[1-800-799-7302]
[PATENT PENDING IN THE U.S. AND ABROAD]

[STOCK# OCT-DFST
ZAPPER MADE IN CHINA
EPA Est. No. 92836-CHN-1
v020722]
[Raid® Inc.]

[RAID Inc. 439 South Union Street, Bldg. 2, Suite 105, Lawrence, MA 01843]
[EPA Est. No. #####-###-#]

{Back Panel}

PIC® MOSQUITO OCTENOL LURE [/ABN]

ACTIVE INGREDIENTS:

1-Octen-3-ol6.3 %*
OTHER INGREDIENTS 93.7 %
TOTAL 100.0 %

*Equivalent to 150 mg 1-octen-3-ol per Lure

CONTENTS: 1 Lure / NET WEIGHT: 0.08 oz (2.4 g)/Lure

KEEP OUT OF REACH OF CHILDREN

CAUTION

Read Directions and Precautionary Statements Before Use

PRECAUTIONARY STATEMENTS

Hazards to Humans and Domestic Animals

CAUTION: Harmful if swallowed, absorbed through the skin or inhaled.

Avoid contact with skin, eyes and mouth. Wash hands thoroughly with soap and water after handling.

FIRST AID
IF ON SKIN
<ul style="list-style-type: none"> • Take off contaminated clothing. • Rinse skin immediately with plenty of water for 15-20 minutes. • Call a Poison Control Center or Doctor for treatment advice.
IF IN EYES
<ul style="list-style-type: none"> • Hold eye open and rinse slowly and gently with water for 15-20 minutes. • Remove contact lenses, if present, after the first 5 minutes, then continue rinsing eye. • Call a Poison Control Center or Doctor for treatment advice.
IF SWALLOWED
<ul style="list-style-type: none"> • Call a Poison Control Center or Doctor immediately for treatment advice. • Have person sip a glass of water if able to swallow. • Do not induce vomiting unless told to do so by Poison Control Center or Doctor. • Do not give anything by mouth to an unconscious person.

Have the product container or label with you when calling a Poison Control Center or Doctor, or going for treatment. For Emergency Information concerning this product, call the National Pesticide Information Center (NPIC) at 1-800-858-7378 seven days a week, 6:30am to 4:30pm Pacific Time (NPIC Web site: www.npic.orst.edu). After 4:30pm call your poison control center at 1-800-222-1222.

DIRECTIONS FOR USE:

It is a violation of Federal law to use this product in a manner inconsistent with its labeling.

The **PIC® Mosquito Octenol Lure [ABN]** is intended for use as an attractant with electronic insect killers (“zappers”) and mosquito traps of all brands. It is designed to release 1-octen-3-ol, an insect attractant, continuously for 30 days. Zapper or trap effectiveness is increased by luring mosquitoes and biting flies to it.

HOW TO APPLY:

- 1) Remove Lure Clip from the pouch.
- 2) Attach clip to the outer grid or enclosure of zapper or mosquito trap.
- 3) Replace lure clip after 30 days.

STORAGE AND DISPOSAL

Do not contaminate water, food or feed by storage or disposal.

PESTICIDE STORAGE: Store unopened container in a cool dry place until ready to use. Do not store with food.

PESTICIDE DISPOSAL: Waste resulting from the use of this product must be disposed on site or at an approved waste disposal facility.

CONTAINER HANDLING: Non-refillable container. Do not reuse or refill this container. Wrap container and put in trash or offer for recycling if available.

[Lure Manufactured in the USA]
EPA Reg No. 8730-62-3095

Manufactured For:
PIC® Corporation[ABN]

{OPTIONAL TEXT, CLAIMS, & PICTOGRAMS}

- ATTRACT & KILL BUGS ON CONTACT! {Note to reviewer: packing which includes electronic device}
- PIC® Mosquito Octenol Lure **[/ABN]** Increases the Device's Effectiveness in Killing Certain Mosquitoes & Biting Flies
- Draw mosquitoes and flying insects away from living areas 20 feet recommended
- LURE [REFILLS] [REPLACEMENTS] SOLD SEPARATELY.
- 30 Day Supply Included.
- Manufactured in the USA.
- [Multiple Applications] [Choose your location] PATIO//DECK AREAS SHED/GARAGE
 POOLS/HOT TUBS OUTDOOR LIVING GARDENS WATER FEATURES
- One torch per purpose. Multiples required to achieve this effect
- charge in direct sun
- zap and flame at night
- weatherproof, no open flames, mosquito lure, 6+ hours per charge, 600 volts
- solar powered accent light replaces oil burning torches
- product facts per solar torch
- brightness 35 lumens
- light color warm white
- zapping grid 600 volts





Label text specific to Supplemental Distributor EPA Company No. 3095, PIC Corporation. (Replacement 150 mg Lure)

PIC® MOSQUITO OCTENOL LURE

RAID® MOSQUITO OCTENOL LURE

{Note to Reviewer: This small container labeling is for the pouch containing the octenol lure piece. If this small pouch label is used, the full main label language is present on the outer box.}

{POUCH WRAPPER FOR OCTENOL LURE IN BOX}



{Note to Reviewer: Batch Code stamp on reverse of pouch: YYMLXXX where YY is year, ML is Mosquito Lure, and XXX is lot number; Batch code stamp on reverse of pouch. Product Brand Name Logo may include “PIC” or “Raid”}

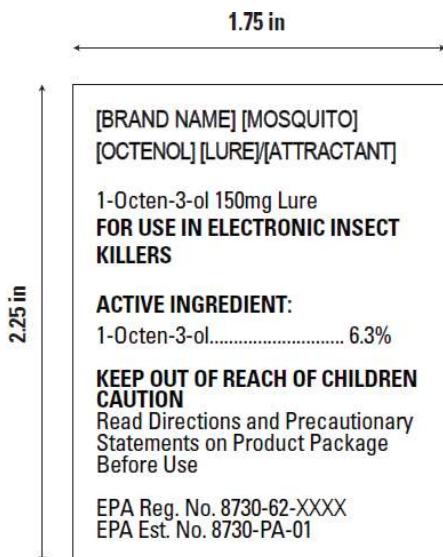


Label text for lure pouch contained within zapper device + lure box or replacement lure box (150 mg Lure)

{Note to Reviewer: This small container labeling is for the pouch containing the octenol lure piece. If this small pouch label is used, the full main label language is present on the

outer box.}

{POUCH WRAPPER FOR OCTENOL LURE IN BOX}



{Note to Reviewer: Batch Code stamp on reverse of pouch: YYMLXXX where YY is year, ML is Mosquito Lure, and XXX is lot number; Batch code stamp on reverse of pouch}

Label text specific to Supplemental Distributor EPA Company No. 94583, Ambush Mosquito Traps Pty Ltd (outer package for individual 1660 mg lure or pack of six 1660 mg lures)

THE AMBUSH LURE, AMBUSH LURE SEASON PACK

[THE AMBUSH LURE]

[AMBUSH LURE SEASON PACK]

1-Octen-3-ol 1660 mg Lure

ACTIVE INGREDIENTS:

1-Octen-3-ol.....6.3%*
OTHER INGREDIENTS.....93.7%
TOTAL100.0%

*Equivalent to 1660 mg 1-octen-3-ol per lure

CONTENTS:

[1 Lure]
[6 Lures]

NET WEIGHT:

[0.93 oz (26.35 g)/Lure]
[5.58 oz (158.1 g)/6 Lures]

KEEP OUT OF REACH OF CHILDREN

CAUTION

[Read Directions and Precautionary Statements Before Use]

{Front panel/Back panel/Side panel/Pouch}

PRECAUTIONARY STATEMENTS

Hazards to Humans and Domestic Animals

CAUTION: Harmful if swallowed, absorbed through the skin or inhaled. Avoid contact with skin, eyes and mouth. Wash hands thoroughly with soap and water after handling.

FIRST AID
IF ON SKIN
<ul style="list-style-type: none">• Take off contaminated clothing.• Rinse skin immediately with plenty of water for 15-20 minutes.• Call a poison control center or doctor for treatment advice.
IF IN EYES
<ul style="list-style-type: none">• Hold eye open and rinse slowly and gently with water for 15-20 minutes.• Remove contact lenses, if present, after the first 5 minutes then continue rinsing eye.• Call a poison control center or doctor for treatment advice.
IF SWALLOWED

- Call the poison control center or doctor immediately for treatment advice.
- Have the person sip a glass of water if able to swallow.
- Do not induce vomiting unless told to do so by the poison control center or doctor.
- Do not give anything by mouth to an unconscious person.

Have the product container or label with you when calling a poison control center or doctor or going for treatment. For emergency information concerning this product, call the National Pesticide Information Center (NPIC) at 1-800-858-7378 seven days a week, 6:30 am to 4:30 pm Pacific Time (NPIC Web site: www.npic.orst.edu). After 4:30 pm call your poison control center at 1-800-222-1222.

DIRECTIONS FOR USE

It is a violation of Federal law to use this product in a manner inconsistent with its labeling.

How to apply:

1. Remove lure from pouch and place into the built-in lure holder at the top of the Ambush Mosquito Trap.
2. Replace lure after 30 days

STORAGE AND DISPOSAL

Do not contaminate water, food or feed by storage or disposal.

PESTICIDE STORAGE: Store unopened container in a cool dry place until ready for use. Do not store with food.

PESTICIDE DISPOSAL: Wastes resulting from the use of this product must be disposed onsite or at an approved waste disposal facility.

CONTAINER HANDLING: Non-refillable container. Do not reuse or refill this container. Wrap container and put in trash or offer for recycling if available.

{OPTIONAL LABEL CLAIMS}

[For Use with the Ambush Mosquito Trap]

[Contains] [1] [6] [Lure][s]

[The Ambush Lure is intended for use as a lure with the Ambush Mosquito Trap.] [It is designed to release 1-octen-3-ol, an insect attractant, continuously for 30 days] [Increases the trap's effectiveness in killing certain mosquitoes and biting flies] [Trap effectiveness is increased by luring mosquitoes and biting flies to it]

[Lures certain mosquitoes and biting flies to the trap]

[Each lure provides] [30 day continuous release]

[Slow-release 30 day supply]

[To increase the trap's effectiveness,] [insert the] Ambush Lure [into the] [lure holder on the top of the trap]

[Increase the trap's effectiveness in killing certain mosquitoes] [and biting flies] [with the included lure] [For outdoor use] [only]

Manufactured for

Ambush International Limited
Room 9, 4/F, Beverley
Commercial Centre, 87-105
Chatham Road South, Tsim Sha
Tsui, Hong Kong
Phone 620-682-9388
www.ambushmosquitotraps.com

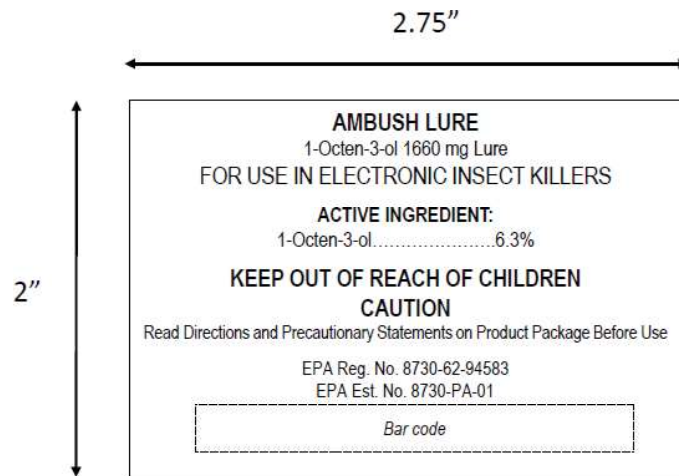
[AMBUSH Mosquito Traps]
[Regain your Outdoors]

EPA Reg. No. 8730-62-94583
EPA Est. No. 8730-PA-01

Label text specific to Supplemental Distributor EPA Company No. 94583, Ambush Mosquito Traps Pty Ltd: THE AMBUSH LURE (1660 mg), AMBUSHLURE SEASON PACK (1660 mg x 6)

{Note to Reviewer: This small container labeling is for the pouch containing the octenol lure piece. If this small pouch label is used, the full main label language is present on the outer box or wrapper.}

{POUCH WRAPPER FOR INDIVIDUALLY-WRAPPED OCTENOL LURE SOLD INDIVIDUALLY (“THE AMBUSH LURE”) OR IN REFILL MULTI-PACK (“AMBUSH LURE SEASON PACK”)}



{/ Batch code}