


US ENVIRONMENTAL PROTECTION AGENCY OFFICE OF PESTICIDES PROGRAMS REGISTRATION DIVISION (RS 767) WASHINGTON, DC 20460	EPA REGISTRATION NO.	DATE OF ISSUANCE
	TERM OF ISSUANCE	
	NAME OF PESTICIDE PRODUCT	
NOTICE OF PESTICIDE: <input checked="" type="checkbox"/> REGISTRATION <input type="checkbox"/> REREGISTRATION <i>(Under the Federal Insecticide, Fungicide and Rodenticide Act, as amended)</i>	APRIL 26, 1990 UNIT RE-REGISTRATION	
NAME AND ADDRESS OF REGISTRANT (Include ZIP code)		
NOTE: Changes in labeling formula differing in substance from that accepted in connection with this registration must be submitted to and accepted by the Registration Division prior to use of the label in commerce. In any correspondence on this product always refer to the above U.S. EPA registration number.		
On the basis of information furnished by the registrant, the above named pesticide is hereby Registered/Reregistered under the Federal Insecticide, Fungicide, and Rodenticide Act.		
A copy of the labeling accepted in connection with this Registration/Reregistration is returned herewith.		
Registration is in no way to be construed as an endorsement or approval of this product by this Agency. In order to protect health and the environment, the Administrator, on his motion, may at any time suspend or cancel the registration of a pesticide in accordance with the Act. The acceptance of any name in connection with the registration of a product under this Act is not to be construed as giving the registrant a right to exclusive use of the name or to its use if it has been covered by others.		
<div style="border: 1px solid black; padding: 5px; display: inline-block;"> BEST AVAILABLE COPY </div>		
<input type="checkbox"/> ATTACHMENT IS APPLICABLE		
SIGNATURE OF APPROVING OFFICIAL		DATE

EPA Form 8570-6 (Rev. 5-76)

PREVIOUS EDITION MAY BE USED UNTIL SUPPLY IS EXHAUSTED 2/6/91

5 of 5



RAINBOW INSECTAPE INSECTICIDAL STRIPS

INTERIM POUCH LABEL
OF SUB-REGISTRANT

**KILLS ROACHES, WATERBUGS, ANTS
SPIDERS, WASPS, HORNETS, BEES
AND YELLOWJACKETS AFTER THEY
WALK ACROSS THE STRIP'S SURFACE**
ACTIVE INGREDIENT: 2-(1-Methylethoxy)-
phenol methylcarbamate, 10.0%
INERT INGREDIENTS: 90.0%
CONTENTS: SIX 1" x 4"
INSECTICIDAL STRIPS

RAINBOW INSECTAPE INSECTICIDAL STRIPS are adhesive-backed multi-layered strips containing BAYGON Insecticide. These strips continuously kill cockroaches, waterbugs, ants, spiders, wasps, hornets, bees and yellow jackets that walk across the strip's surface. Only one easy application is needed to work around-the-clock to bring continuous relief. Actual length of effectiveness will vary in different situations.

Depending upon the degree of infestation, it will take from a few days to a few weeks before insect control is achieved. Use **RAINBOW INSECTAPE INSECTICIDAL STRIPS** alone or as a supplemental residual treatment with recommended insecticide sprays, dusts or baits. Good sanitation practices should be followed in either case.

HOW STRIPS WORK:

A patented controlled release system provides this long-term insect protection. The insecticide is sealed in a reservoir within the multi-layered strip. As the surface of the strip is disturbed by the insect or other activity, replacement insecticide automatically moves up from the reservoir to maintain surface potency at all times.



PRECAUTIONARY STATEMENTS:

HAZARDS TO HUMANS AND DOMESTIC ANIMALS

Do not open protective pouch until ready to use. Harmful if chewed or swallowed. Avoid contact with eyes, clothing and food. Wash hands with soap and water after handling. Do not use in edible product areas of food processing plants, restaurants, or other areas where food is commercially prepared or processed. Note to Physician: Atropine is antidotal.

STORAGE AND DISPOSAL

STORAGE: Store in sealed pouch in a cool, dry place until used.
PESTICIDE DISPOSAL: Securely wrap used strips and discard in trash.
CONTAINER DISPOSAL: Do not reuse empty pouch. Discard pouch in trash.

DIRECTIONS FOR USE

IT IS A VIOLATION OF FEDERAL LAW TO USE THIS PRODUCT IN A MANNER INCONSISTENT WITH ITS LABELING.

FOR ROACHES, WATERBUGS, ANTS AND SPIDERS: Wipe or clean surfaces before applying strips. Remove paper backing and place strips wherever roaches, waterbugs, ants and spiders crawl or nest.

FOR WASPS, HORNETS, BEES AND YELLOWJACKETS INSIDE CLOSURES: Use strips to kill and prevent wasps, hornets, bees and yellowjackets from nesting inside telecommunications or electrical closures. If necessary, flush out insects with EPA-approved product before strip placement. Wipe or clean surfaces, then remove paper backing and apply strips inside such equipment as aerial terminals, pedestals and cable closures, electric meter, traffic controller or junction boxes, and other outdoor telecommunications or electrical apparatus.

Do not place strips in exposed locations where direct contact with children, pets, food or clothing is likely to occur. Replace strips when effectiveness is diminished to effect and maintain control.

Manufactured for:
Rainbow Manufacturing Corporation
Birmingham, Alabama 35226

Toll Free 1-800-637-6047
~~EPA Reg. No. 87305-18200~~
EPA Est. No. 8730 PA 01

EPA Reg. No. 8730-4-1-13293

CAUTION: Keep Out of Reach of Children

ACCEPTED
with COMMENT
in EPA Letter Date

Under the Federal Insecticide,
Fungicide and Plant Disease Act
as amended, for the pesticide
registered under EPA Reg. No.
8730-4-1

COPY P/11

2 of 5

ACCEPTED:
with COMMENTS
in EPA Letter Dated

MAY 20 1984

Under the Federal Insecticide,
Fungicide, and Rodenticide Act
as amended, for the pesticides
registered under EPA Reg. No.
8730-49

RAINBOW

High Tech

INSECTAPE®

HIGH TECHNOLOGY INSECT CONTROL

KILLS ROACHES, ANTS,
SPIDERS, WASPS,
HORNETS, BEES &
YELLOWJACKETS
CONTINUOUSLY
WITH ONE QUICK
APPLICATION



For application on all electrical and
mechanical equipment as well as
other areas

ACTIVE INGREDIENT
2,4-Dichlorobenzene
INERT INGREDIENTS
TOTAL

6 strips per pouch
60 pouches per box
10 boxes per case


CAUTION:
Keep Out of
Reach of
Children

- Telecommunications**
- Power & Utilities**
- Railroad Systems**
- Municipalities**
- Traffic Control Systems**
- Government & Military**
- Pest Control Operators**
- Electronics**
- Transportation Systems**

READ DIRECTIONS AND CAUTIONS ON BOX BEFORE USE
INSECTAPE is a registered TM of Health Chem Corporation, New York, NY

2/11

RAINBOW High Tech INSECTAPE



DIRECTIONS FOR USE:

IT IS A VIOLATION OF FEDERAL LAW TO USE THIS PRODUCT IN A MANNER INCONSISTENT WITH ITS LABELING

FOR ROACHES, WATERBUGS, ANTS, & SPIDERS: Wipe or clean surfaces before applying strips. Remove paper backing and place strips wherever roaches, water bugs, ants or spiders crawl or nest.

FOR WASPS, HORNETS, BEES & YELLOWJACKETS INSIDE CLOSURES: Use strips to kill and prevent wasps, hornets, bees & yellowjackets from nesting inside telecommunication or electrical closures. If necessary, flush out insects with EPA approved product before strip placement. Wipe or clean surfaces, then remove paper backing and apply strips inside such equipment as aerial terminals, pedestals and cable closures, electrical meters, traffic controller or junction boxes and other outdoor telecommunication or electrical apparatus.

Do not place strips in exposed locations where direct contact with children, pets, food or clothing is likely to occur. Replace strips when effectiveness is diminished to effect and maintain control.

RAINBOW INSECTAPE REPLACEMENT LABELS.

For effective Quality Control, Replacement Labels for equipment are included in each box. After RAINBOW Insect Tape has been placed, punch out the appropriate month and last digit of the year. Place the label on the treated equipment where it will be accessible for recording information upon expiration of the Insect Tape. Determine effectiveness of Insect Tape by scratching the surface of which substance does not appear. Insect Tape must be replaced.

For high-tech applications, do not use more than 12 strips per 3 cu.ft. of equipment.


BEST AVAILABLE COPY

5/11

For [REDACTED] Commercial, Industrial & Institutional Establishments and non-food handling areas. RAINBOW InsecTape should be applied in dark, warm, out-of-sight locations. The most commonly found areas are illustrated in this booklet together with other suggested locations.

PRECAUTIONARY STATEMENTS
Hazards to Humans and Domestic Animals
Do not open protective pouch until ready to use. Harmful if chewed or swallowed. Avoid contact with eyes, clothing and food. Wash hands with soap and water after handling. **DO NOT USE IN EDIBLE PRODUCT AREAS OF FOOD PROCESSING PLANTS, RESTAURANTS OR OTHER AREAS WHERE FOOD IS COMMERCIALY PREPARED OR PROCESSED.** Note to physician: Atropine is antidotal.

[REDACTED]



STATEMENT OF PRACTICAL TREATMENT

IF ON SKIN: Wash off with soap and water.

IF IN EYES: Flush eyes with plenty of water.

STORAGE AND DISPOSAL

STORAGE: Store in sealed pouches in a cool, dry place until used

PESTICIDE DISPOSAL: Securely wrap used strips and discard in trash

CONTAINER DISPOSAL: Do not reuse empty pouch. Discard pouch in trash

DIRECTIONS:

Place RAINBOW Insec Tape at entry points of inside surfaces of inner shell of equipment housing. Do not place Insec Tape where it will interfere with moving parts of equipment.

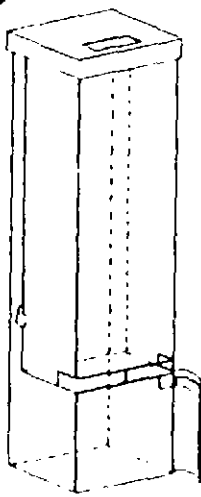
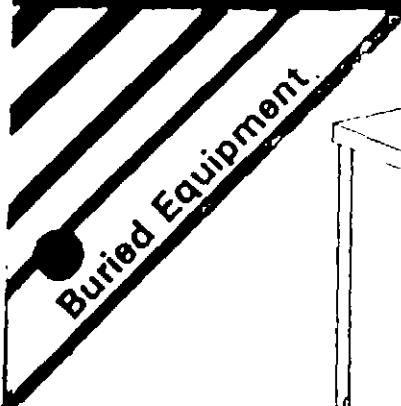
This product is covered under one or more of the following U.S. Patents: 3,705,938; 3,857,934; 3,864,468; and corresponding foreign patents.

BEST AVAILABLE COPY

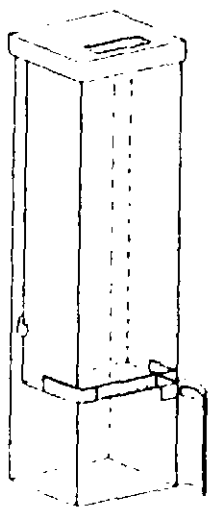
5/11

Telecommunications

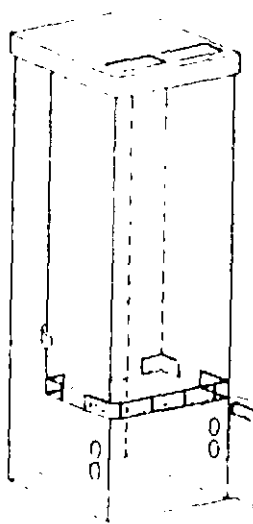
Telecommunications



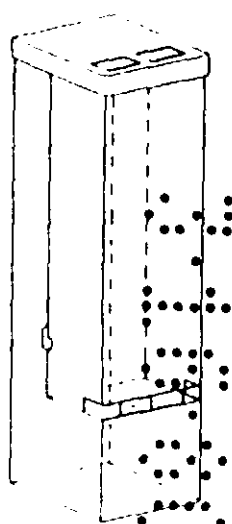
4" Pedestal




6" & 8" Pedestal



12" Pedestal



Building Entrance Terminal



Due to various equipment sizes, the number of actual strips may change. Please refer to your company's Product Practice for further instructions.

Telecommunications

Telecommunications

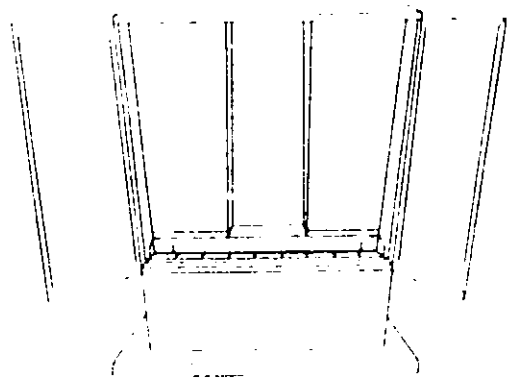
Telecommunications

6/11

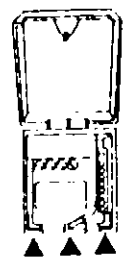
Telecommunications

Telecommunications

Telecommunications

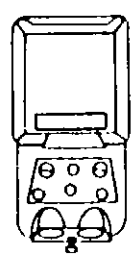


Cable Interface

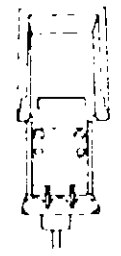


(173 Strip)

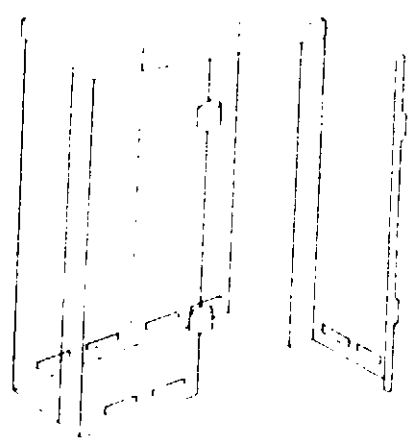
Customer Interface



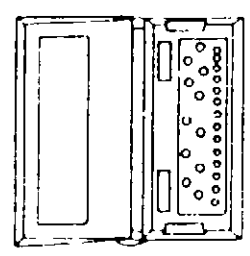
305A2 Protector Unit



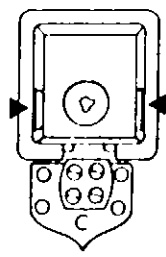
Service Wire Closure



UP-1200 Series

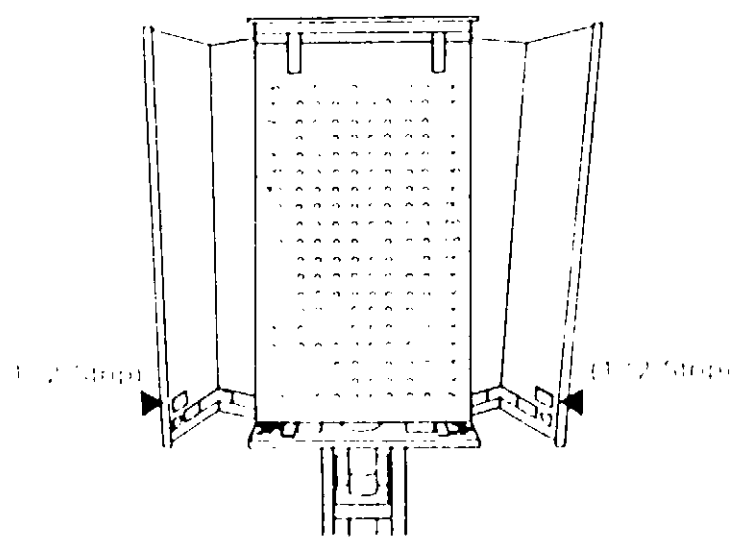



116-Type Protector



(172 Strip)

150-Type Protector




(172 Strip)

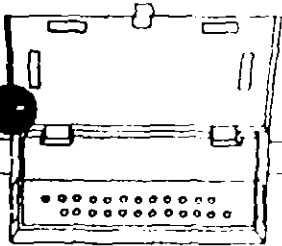
(172 Strip)

Cross Connect Box

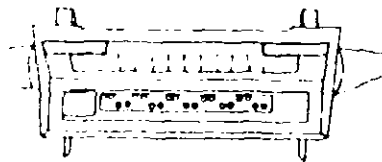
7/11




NC-25 Terminal



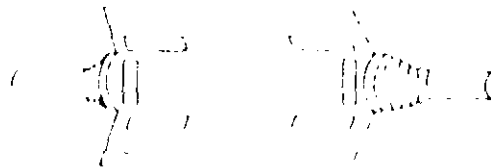
105-Type Terminal




Termax Terminal



NC-10 Terminal



6. 18. 49 Type Terminal



Wipe clean & dry equipment surface before applying RAINBOW InsecTape. Always use RAINBOW InsecTape in enclosed areas at points of entry by insects.

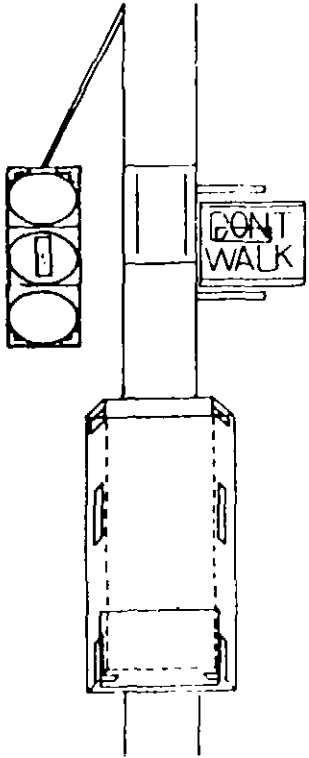
Telecommunications

Telecommunications

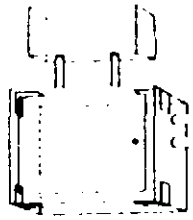
Railroad Systems

Power & Utilities

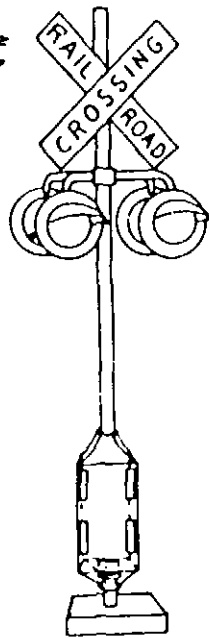
Electronics



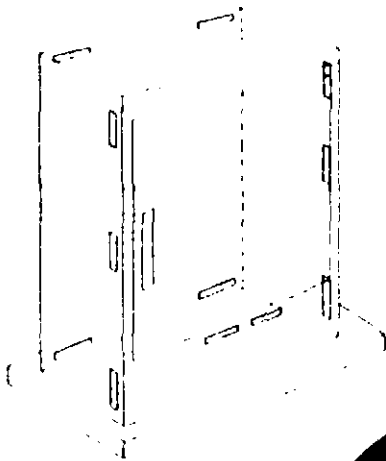
Traffic Control Signals



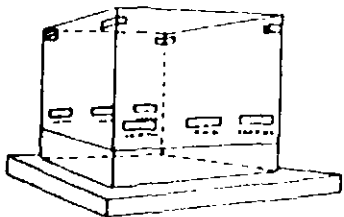
Breaker Boxes



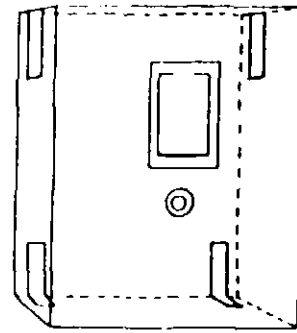
Railroad Signals




Traffic Control Boxes



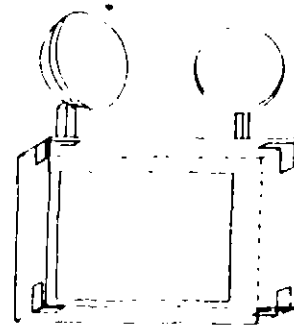
Transformer Pads



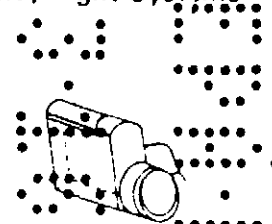
Fire Alarm Systems



Control Panels



Emergency Light Systems



Camera Housings



Lights/Alarms

Power & Utilities

Do not place InsecTape where it will interfere with moving parts of equipment

Due To Various Equipment Sizes, The Number Of Strips May Change. Please Refer To Your Company's Product Practice For Further Instructions.

For application in equipment not shown or specialized equipment, please call RAINBOW Manufacturing Corporation for specific application guidelines

**MAINTAIN EFFECTIVENESS
WITH
RAINBOW INSECTAPE
Replacement Labels**


Faint, illegible text, likely bleed-through from the reverse side of the page.

DIRECTIONS.

Faint, illegible text, likely bleed-through from the reverse side of the page.




BEST AVAILABLE COPY



10/11

HOW STRIPS WORK:

- Patented controlled-release technology automatically maintains Tape potency continuously
- Built-in reservoir of insecticide releases a fast knockdown, lethal dose whenever an insect crosses the InsecTape.
- Self-adhesive strips are specially packaged for easy, stick-on application without need for special equipment.



INSECTAPE REPLACEMENT LABELS

batch no.
Rainbow Manufacturing Corp.
Phone: 1-800-537-4447 (Toll-Free) 501-4460
Insecticide products

remove month and last digit of year

Mo	Day	Year	Mo	Year
1	1	1	1	1
2	2	2	2	2



- INSECTICIDE RESERVOIR
- PROTECTIVE PLASTIC LAYER
- SEAL (INSECTICIDE RESERVOIR LAYER)
- PROTECTIVE PLASTIC LAYER
- PRESS-SENSITIVE ADHESIVE

DIRECTIONS FOR USE:

IT IS A VIOLATION OF FEDERAL LAW TO USE THIS PRODUCT IN A MANNER INCONSISTENT WITH ITS LABELING.

FOR ROACHES, WATERBUGS, ANTS, & SPIDERS: Wipe or clean surfaces before applying strips. Remove paper backing and place strips wherever roaches, waterbugs, ants or spiders crawl or nest.

FOR WASPS, HORNETS, BEES & YELLOWJACKETS INSIDE CLOSURES: Use strips to kill and prevent wasps, hornets, bees, & yellowjackets from nesting inside telecommunication or electrical closures. If necessary, flush out insects with EPA approved product before strip placement. Wipe or clean surfaces, then remove paper backing and apply strips inside such equipment as aerial terminals, pedestals, and cable closures, electrical meters, traffic controller or junction boxes, and other outdoor telecommunication or electrical apparatus.

Do not place strips in exposed locations where direct contact with children, pets, food or clothing is likely to occur. Replace strips when effectiveness is diminished to effect and maintain control.

RAINBOW INSECTAPE REPLACEMENT LABELS.

For effective Quality Control, Replacement Labels for equipment are included in each box. After RAINBOW InsecTape has been placed, punch out the appropriate month and last digit of the year. Place the label in the treated equipment where it will be accessible for reordering information upon expiration of the InsecTape. Determine effectiveness of InsecTape by scratching the surface. If white substance does not appear, the InsecTape must be replaced.

- non-corrosive
- non-conductive
- controlled release
- fast, easy to apply
- long term effectiveness



PEEL



PLACE



PRESS

Simply place InsecTape at ENTRYPOINTS on inside surfaces or inner shell of equipment bearing. Do not place InsecTape where it will interfere with the moving parts of equipment.

Wipe clean & dry equipment surface before applying RAINBOW InsecTape. Always use RAINBOW InsecTape in enclosed areas at points of entry by insects.

11/11

DON'T FORGET TO PRETREAT... Prevent Future Problems

**Application
Guide**

APPLY IN NEW AND EXISTING
EQUIPMENT TO PREVENT FUTURE
INSECT INFESTATION

High Tech Problems Need High Tech
Solutions. InsecTape is the Solution to
Pest Control in High Tech Areas.

Other Quality Products From
Rainbow Manufacturing

- FIRE ANT CONTROLS
- EDGEERS
- HAND CLEANERS
- INSECT CONTROLS
- MARKING PAINTS
- MICE & RAT BAIT
- SPRAYS
- WASPS, HORNET SPRAYS
- WASP SPRAY APPLICATORS
- WEEDELLERS
- 2 Other Specialty Products
- Call For A Complete Catalog

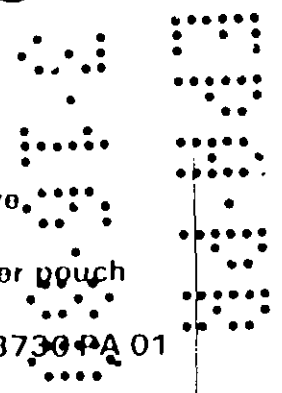
RAINBOW High Tech InsecTape

product number 4045

packaged 360 - 1" x 4" adhesive
strips per box
60 pouches per box - 6 strips per pouch
10 boxes per case

EPA Reg# 8730-1-13283 Est. 8730-PA 01

49



RAINBOW

Rainbow Manufacturing Corporation
P.O. Box 26445, Birmingham, AL 35226
Alabama Residents phone (205) 591-4460
Out of state phone toll free. 1-800-637-6047

Rainbow Manufacturing Corporation. Problem solvers for today and the future