


8660-12

04/15/2005

1/5

Please read instructions on reverse before completing form.

Form Approved. OMB No. 2070-0060. Approval expires 11-30-93

 United States Environmental Protection Agency Office of Pesticide Programs (H7505C) Washington, DC 20460	<b>Application for Pesticide:</b> <input type="checkbox"/> Registration <input type="checkbox"/> Amendment <input checked="" type="checkbox"/> Other	OPP Identifier Number _____
---	---	-----------------------------

Section I		
1. Company/Product Number 8660-12	2. Product Manager J. Tompkins	3. Proposed Classification <input type="checkbox"/> None <input type="checkbox"/> Restricted
4. Company/Product (Name) Herbicide Granules Formula A	PM# 25	
5. Name and Address of Applicant (include ZIP Code) Sylorr Plant Corporation PO Box 142642 St. Louis, Missouri 63114-0642  <input type="checkbox"/> Check if this is a new address		6 Expedited Review. In accordance with FIFRA Section 3(c)(3) (b)(i), my product is similar or identical in composition and labelling to:  EPA Reg. No. _____ Product Name _____


Section II	
<input type="checkbox"/> Amendment - Explain below <input type="checkbox"/> Resubmission in response to Agency letter dated _____ <input checked="" type="checkbox"/> Notification - Explain below.	<input type="checkbox"/> Final printed label in response to Agency letter dated _____ <input type="checkbox"/> "ME TOO" Application. <input type="checkbox"/> Other - explain below
<b>NOTIFICATION</b> <b>APR 15 2005</b>	

**Explanation:** Use additional page(s) if necessary. (For section I and Section II)


Notification per PR Notice 98-10 to add the optional marketing claim, "Kills Over 50 Weed Types."  
 Also, we are adding the heading, "Weeds Controlled," as an optional heading for use instead of the current "What This Product Does" heading regarding the table/list of weeds controlled by the product in the "Directions for Use" section.

Section III			
1. Material in Which This Product Will Be Packaged:			
Child-Resistant Packaging <input type="checkbox"/> Yes * <input type="checkbox"/> No	Unit Packaging <input type="checkbox"/> Yes <input type="checkbox"/> No  If "YES," Unit package wgt    No. per container	Water-Soluble Packaging <input type="checkbox"/> Yes <input type="checkbox"/> No  If "YES," Package wgt    No. per container	2. Type of Container <input type="checkbox"/> Metal <input type="checkbox"/> Plastic <input type="checkbox"/> Glass <input type="checkbox"/> Paper <input type="checkbox"/> Other (Specify) _____
* Certification must be submitted.			
3. Location of Net Contents Information <input type="checkbox"/> Label <input type="checkbox"/> Container		4. Size(s) of Retail Container	
5. Location of Label Directions <input type="checkbox"/> On Label <input type="checkbox"/> On Labeling accompanying product			
6. Manner in Which Label Is Affixed To Product <input type="checkbox"/> Lithographed <input type="checkbox"/> Paper glued <input type="checkbox"/> Stenciled			

Section IV		
1. Contact Point (Complete items directly below for identification of the individual to be contacted, if necessary, to process this application)		
Name Jennifer D. Morton	Title Regulatory Affairs Specialist	Telephone No. (include Area Code) 1-800-242-1166 Ext 2737

Certification I certify that the statements I have made on this form and all attachments thereto are true, accurate, and complete. I acknowledge that any knowingly false or misleading statement may be punishable by fine or imprisonment or both under applicable law.		6 Date Application Received (Stamped)
2. Signature 	3. Title Regulatory Affairs Specialist	
4. Typed Name Jennifer D. Morton	5. Date March 23, 2005	

# Herbicide Granules Formula A



## ADDITIONAL OPTIONAL MARKETING CLAIMS

[Optional Use Tip Box]

- "To Do" List
- Measure lawn
- Apply at recommended rate
- Water in as indicated

### Optional Turf Note:

CENTIPEDE GRASS IS DIFFERENT FROM OTHER TURFGRASSES. It requires very little fertilizer. In fact, turf experts say that too much fertilizer can hurt centipede. With this in mind, we have specially formulated (name of product) to give your Centipede grass the light feeding it needs to grow thick, lush and sturdy. Our exclusive timed-release nitrogen provides a slow, gradual feeding that keeps your grass greener longer and helps build a stronger, hardier root system. Extra iron helps keep the grass green without too much nitrogen.

(Brand Name) products with POLYON® timed-release nitrogen work differently than other slow-release products. POLYON® timed-release nitrogen releases in response to soil temperature rather than moisture level. Other slow release products release according to the amount of moisture present in the soil... the more moisture the quicker the nutrients release... putting your grass at risk from burning. Because (Brand Name) products contain POLYON® timed-release nitrogen, your grass is fed for up to (time period as designated by registrant/sub-registrant) (at 72° F).

(Brand Name) timed-release nitrogen is specially formulated to give your grass the primary nutrients it needs to grow thick, lush and sturdy GREEN grass. Our [exclusive] timed-release nitrogen provides a slow, gradual feeding that keeps your grass greener longer and helps build a stronger, hardier root system. ]

[Why does your lawn need (brand) Weed & Feed? (Brand) Weed & Feed is specially formulated to kill lawn weeds and give your grass the nutrients it needs for thick growth. Our timed-release formula keeps your grass greener longer and helps build strong, hardy root systems.]

[[(Brand Name) products with POLYON® timed release nitrogen feed as the ground temperature warms in the Spring and Summer, and slows down as the soil cools in the Fall, thus supplying nitrogen according to the requirements of your grass.]

[Timed-Release Fertilizer – Polyon® If its not Green.... Its Not Polyon™]

[\*\*CTR™, Composite Timed-release is your Guarantee that a QUICK and LONG LASTING FEEDING will be systematically delivered to your lawn.]

FOR USE ON ST. AUGUSTINE [Including Floratam], ZOYSIA,  
CENTIPEDE AND CARPETGRASS LAWNS ONLY

[Controls Weeds as Listed while Feeding Your Lawn with a Quick Greening Long Lasting Fertilizer • Kills 50 Weeds [While Feeding Your Lawn] • Kills Dollarweed & 35 other major lawn weeds • Promotes Thick Green Growth and Controls Dollarweed, Dandelion, Henbit and Many Other Broadleaf Weeds (see back for a complete list of weeds • Controls Many More Weeds Listed on the Back of this Bag • Enjoy a Beautiful Weed-Free Lawn • Kills Over 50 Weed Types.)

### Optional Fertilizer Claims:

[Delivers a Long Lasting Feeding without Burning for a Stronger Greener Lawn • Timed-Release for Extended Feeding • Feeds for up to (time period as designated by registrant/subregistrant) (at 72° F) • Quick Greening & Extended Feeding for up to 8 weeks • Greens Quickly and Feeds Up to 2 months • A special Formula for St. Augustine Lawns • Improves Deficient St. Augustine Lawns • Contains (X)% Fertilizer Nutrient For Extra Greening • Contains (X)% Fertilizer Nutrient to Improve Deficient St. Augustine Lawns • Greens in 72 hours]

[Contains Polyon® timed-release fertilizer as used on championship golf courses around the country.]

### Active Ingredient:

Atrazine .....	1.102%
Related Compounds.....	0.058%
Other Ingredients .....	98.840%
TOTAL	100.000%

KEEP OUT OF REACH OF CHILDREN

CAUTION See back panel for First Aid and Precautionary Statements.

NET WT. 20 Lbs. (9.07kg); 40 Lbs. (18.14 kg)

NOTIFICATION

APR 15 2005

[Bracketed Text] = Optional language

Handwritten initials or mark.

**GENERAL USE TIPS**

1. Determine size of area to be treated – measure length and width in feet, then multiply to determine coverage area in sq. ft. (length x width). Next, subtract non-lawn areas.
2. Use the spreader setting chart to determine the appropriate setting.
3. Treat as directed – thorough coverage is important.
4. For best results, water soil until damp.

**Guaranteed Analysis**

Total Nitrogen (N).....XX.X%  
 X.X% Ammoniacal Nitrogen  
 X.X% Urea Nitrogen\*  
 Available Phosphate (P<sub>2</sub>O<sub>5</sub>).....XX.X%  
 Soluble Potash (K<sub>2</sub>O) .....XX.X%

**Derived From:** Polymer-coated Urea, Diammonium Phosphate and Muriate of Potash.

\*XX.X% Slowly available Urea Nitrogen from polymer-coated urea

**STOP. READ THE ENTIRE LABEL FIRST. OBSERVE ALL PRECAUTIONS AND FOLLOW DIRECTIONS CAREFULLY**

**DIRECTIONS FOR USE**

It is a violation of Federal law to use this product in a manner inconsistent with its labeling.

**[WHEN TO APPLY]**

- Apply in January, February or early March to prevent germination of crabgrass, bull paspalum, sedges (from seed), and spotted spurge.
- Apply anytime broadleaf weeds are growing to get control.
- Apply in the fall to control henbit, chickweed, and other winter weeds.
- If complete control is not obtained, a second application may be necessary 2 months after the first.
- Apply on Centipede grasses after “greening” has occurred.

**Application Restrictions**

- Do not apply this product in a way that will contact any person or pet either directly or through drift.
- Keep people and pets out of area during application.
- This product must be WATERED IN IMMEDIATELY after application.

- Do not enter or allow others (including children and pets) to enter the treatment areas (except those involved in the watering) until watering-in is complete and the surface is dry.
- Do not apply by hand or hand-held device such as hand-held rotary applicator.
- Do not apply more than 2 pounds active ingredient (172 lbs this product per 1 acre) per acre for any application.
- Do not make more than 2 applications per year.

**USE PRECAUTIONS**

- Not for use on turf being grown for sale or other commercial use as sod, or for commercial seed production, or for research purposes.
- Not for use on or under trees, shrubs, bedding plants, flowers or garden plants. Do not apply under the branches (root zone area) of shrubs, trees, flowers, etc.
- Do not apply to newly seeded Zoysia, centipede, or carpetgrass lawns. Wait until they have required at least 2 mowings.
- Do not apply to flowers, bedding plants, ornamental trees or shrubs.

**What This Product Does [Optional Heading: Weeds Controlled]**

This product controls or [suppresses] the following list of growing weeds.

Annual Bluegrass (Poa Annua)	Dichondra	Purslane
Annual Sowthistle	Dollarweed	Ragweed
Black Medic	Florida Beggarweed	Red Sorrel
Blue Toadflax	Florida Betony	Rescuegrass
Bull Paspalum	Florida Pusley	Sandspur
Buckhorn Plantain	Fragrant Cudweed	Sedge
Burclover	(Rabbit Tobacco)	Shepherdspurse
Carolina Geranium	Henbit	Sicklepod
Chickweed, Common	Knotweed	Spotted Spurge
Chickweed, Mouseear	Lambsquarter	Spurweed
Clover	Lespedeza	Stinging Nettle
Cocklebur	Lippia (matchweed)	Swinecrest
Common Dandelion	Moneywort	Venus Looking Glass
Common Purslane	Morning Glory	Virginia Creeper
Crabgrass	Narrowleaf Vetch	Wild Mustard
Crowfoot Grass	Oxalis	Wood Sorrel
Cudweed	Parsley-Piert	
Cufleaf Evening Primrose	Pigweed	

This product also contains a high quality slow-release fertilizer. This product will green your lawn in a few days and will continue feeding up to [2 or 3 or 4] months. For best results apply with a fertilizer spreader at the setting listed below. Apply to newly sprigged St. Augustine or Zoysia lawns to help prevent competition from other weeds. Apply when grass blades are dry. On hot days (above 80° F) water the lawn to rinse particles off the grass.

3/5

**SPREADER SETTINGS**

**ROTARY SPREADERS**

Replublic EZ	X
Ortho	X
Quaker	X
Scotts Easy Green	X
Scotts Speedy Green	X

**DROP SPREADERS**

Republic EZ	X
Ortho	X
Precision	X
Scotts (PF)	X
Scotts Even Green	X

Calibrate your spreader with each application. Adjust to apply at the rate of 1 lb. of product per 253 sq. ft. This 20 lb. [40lb] bag covers 5,060 [10,120] sq. ft. of lawn area. Do not make more than 2 applications per year.

**HOW TO APPLY** [Optional alternate heading: **HOW TO CALCULATE COVERAGE**]

1. Calibrate your spreader according to the spreader manufacturer's directions. Adjust settings as needed to apply the recommended product.
2. Using a drop-type or rotary spreader, apply granules evenly over grass, avoiding streaking, skips or overlaps. Avoid using spreaders that apply product in narrow or concentrated bands.
3. Check calibration of spreader frequently to ensure spreader is functioning properly and applying product evenly.

Coverage: To determine how much fertilizer you need to apply, multiply the length of your lawn by its width. This equals your total square footage. Deduct any non-lawn areas (house, garden, etc.) One bag covers xxx sq. ft.

**Optional Spreader Tip:**

[To avoid gaps and streaks, first spread border of lawn and then fill in center with uniform, parallel passes. Walk at a steady pace so as to apply evenly throughout the lawn. (Graphic of pattern)]

**IMPORTANT:** It is important to follow directions as indicated on this quality lawn care product as over application may cause injury to your lawn. Spreader settings are approximate. Differences may occur due to condition of spreader, speed at which applied, and roughness of area treated. Be sure to check spreader before beginning, adjusting if necessary. Consult owner's manual. **NEVER APPLY BY HAND.**

**This product contains iron that aids in the greening process but WILL stain sidewalks and driveways. Sweep off any product that may have drifted onto these areas.**

Typically, a lawn will utilize 1 to 4 lbs. of nitrogen per 1,000 sq. ft. per growing season. When used as directed, this product will supplement your regular fertilizer program by providing \_\_\_ lbs. of nitrogen per 1,000 sq. ft. Consult your local

County Extension office for questions regarding a fertilizer program suitable for your geographic region.

**STORAGE AND DISPOSAL**

Do not contaminate water, food, or feed by storage or disposal. **Storage:** Store product in original container in a cool, dry, locked place out of reach of children and pets. Do not store near food or feedstuffs. To prevent cross-contamination, do not store near other fertilizers, pesticides, or seeds. **Disposal: If empty:** Do not reuse this container. Place in trash or offer for recycling if available. **If partly filled:** Call your local solid waste agency or 1-800-CLEANUP for disposal instructions. Never place unused product down any indoor or outdoor drain.

**PRECAUTIONARY STATEMENTS**

**Hazards to Humans and Domestic Animals**

**CAUTION:** Harmful if swallowed or absorbed through skin. Avoid contact with skin, eyes or clothing. Avoid breathing dust. Do not apply granular lawn products by hand. Avoid contact with hands and skin. Broadcast applications must NOT be made using hand-held devices, such as a belly grinder or handheld rotary applicator. Such equipment may only be used for spot treatments.

**FIRST AID**

If Swallowed	<ul style="list-style-type: none"> <li>• Call a Poison Control Center or doctor immediately for treatment advice.</li> <li>• Have person sip a glass of water if able to swallow.</li> <li>• Do not induce vomiting unless told to do so by a Poison Control Center or doctor.</li> <li>• Do not give anything by mouth to an unconscious person.</li> </ul>
If on Skin or Clothing	<ul style="list-style-type: none"> <li>• Take off contaminated clothing.</li> <li>• Rinse skin immediately with plenty of water for 15-20 minutes.</li> <li>• Call a Poison Control Center or doctor for treatment advice.</li> </ul>
If in Eyes	<ul style="list-style-type: none"> <li>• Hold eye open and rinse slowly and gently with water for 15-20 minutes. Remove contact lenses, if present, after the first 5 minutes, then continue rinsing eye.</li> <li>• Call a Poison Control Center or doctor for treatment advice.</li> </ul>
If Inhaled	<ul style="list-style-type: none"> <li>• Move person to fresh air. If person is not breathing, call 911 or an ambulance, then give artificial respiration, preferably by mouth-to-mouth, if possible. Call a Poison Control Center or doctor for further treatment advice.</li> </ul>

4/5

**Note:** Have this product label with you when calling a Poison Control Center or doctor, or going for treatment. [Active Ingredient: Atrazine, CAS #1912-24-9.]

#### **Environmental Hazards**

- Atrazine can travel (seep or leach) through soil and enter ground water which may be used as drinking water. Atrazine has been found in ground water. Users are advised not to apply Atrazine to well drained soils where the water table (groundwater) is close to the surface and where these soils are very permeable. Your local agricultural agencies can provide further information on the type of soil in your area and the location of ground water. This product is toxic to aquatic invertebrates. Do not apply directly to water, to areas where surface water is present or to intertidal areas below the mean high water mark. Runoff and drift from treated areas may be hazardous to aquatic organisms in neighboring areas.
- Do not contaminate water when disposing of equipment washwaters.

**Notice:** Buyer assumes all responsibility for safety and use not in accordance with directions.

When applied as directed, this product meets the guidelines for metals adopted by the Association of American Plant Food Control Officials.

Information regarding the contents and levels of metals in this product is available on the internet at <http://www.regulatory-info-sb.com>.

CTR™ is a trademark of United Industries, Inc. and is the name for the coated urea in this product.

If you apply Herbicide Granules Formula A as directed and are not completely satisfied, send proof of purchase from this package and the original cash register receipt to the address below. We will refund the purchase price you paid.

[Questions or comments? 1-800-zzz.zzzz]

[Visit Us on the Internet or Call Our Customer Satisfaction Hotline 1-800-zzz-zzzz]

Made in the USA for Sylorr Plant Corp.  
P. O. Box 142642  
St. Louis, MO 63114-0642

EPA Reg. No. 8660-12

EPA Est. No. 9688-MO-1

© 2005