

**PRECAUTIONARY STATEMENTS
HAZARD TO HUMANS
AND DOMESTIC ANIMALS:
DANGER**

THIS FUMIGANT IS A HIGHLY HAZARDOUS MATERIAL AND MUST BE HANDLED WITH CARE ONLY BY THOSE INDIVIDUALS EXPERIENCED WITH ITS PROPER USE. CONSULT YOUR DEALER REPRESENTATIVE OR SOIL CHEMICALS CORPORATION FOR CORRECT PROCEDURE. BEFORE USING, READ AND FOLLOW ALL LABEL DIRECTIONS AND PRODUCT LITERATURE SPECIFIC TO YOUR PARTICULAR REQUIREMENTS.

**EXTREMELY HAZARDOUS LIQUID AND VAPOR
UNDER PRESSURE
INHALATION MAY BE FATAL OR CAUSE
DELAYED LUNG INJURY
LIQUID AND VAPOR CAUSE BURNS WHICH
MAY BE DELAYED**

The Chloropicrin portion of this fumigant has the capacity to cause marked irritation to the upper respiratory tract, and is a strong lachrymator (tear producing eye irritant). Low concentrations, below those necessary to cause serious systemic intoxication, are capable of causing severely painful eye irritation, hence will not be voluntarily tolerated. However, the effect may be so powerful that a person may become temporarily blinded and panic-stricken and that in turn may lead to accidents.

**PRECAUTIONS TO FOLLOW
PRIOR TO FUMIGATION:**

1. Before using this fumigant, read and follow all directions on the label and in product literature.
2. Comply with all local regulations and ordinances. Obtain an application permit from Agricultural Regulatory Agencies as required.
3. It is advisable to supply your physician with information on Methyl Bromide and Chloropicrin. Literature on Methyl Bromide is available from Manufacturing Chemists Association, 1825 Connecticut Avenue, N/W Washington, D.C. 20009 (Chemical Safety Data Sheet SD-35) or contact Soil Chemicals Corporation for literature on Methyl Bromide and Chloropicrin.
4. Obtain medical assistance at once in case of illness after exposure, and do not allow conditions which could accidentally cause further exposure until recovery is complete.
5. Never fumigate alone. It is imperative to always have an assistant and proper protective equipment, as listed below, to aid in case of accidents.
6. Drivers of application equipment must advise other workers of all precautions and procedures. In addition, drivers must instruct their helpers in the mechanical operation of the tractor and how to safely work with the tractor and driver while fumigating.
7. Handle this fumigant in the open, with the operator "up wind" from the container where there is good ventilation.
8. Check fumigant pressure system for leaks before beginning application.
9. When fumigating soil from a tractor, 5 gallons of water must be carried on the tractor and placed where it is readily accessible. In addition to water available on the tractor, at least 5 gallons additional water must be available from the service truck. The water must be drinkable but in containers marked "Water not for Drinking".

RESPIRATORY EXPOSURE

10. **RESPIRATORY PROTECTION:** Do not breathe fumes. A gas mask must be carried in each service vehicle. Because of the lachrymatory action of this fumigant, it will serve as its own identifying agent to help prevent over-exposure. However, if vapor exposure may occur in a confined space, a full face gas mask with an air supply (tank or airline) is recommended. Read and follow the gas mask manufacturers' recommendations. A full face gas mask with a fresh black canister meeting N.I.O.S.H. specifications for organic vapors can also be used under certain circumstances where the vapor concentration is known to be under 2% by volume (5 lb. per 1000 cu. ft.). Canisters should be used for no more than that period recommended by the manufacturer. Destroy used canisters by crushing. Chloropicrin must not be depended upon as an identifying agent when a canister gas mask is used.

EYE EXPOSURE

11. Wear safety glasses when working with this fumigant. Exposure of eyes to splashing liquid fumigant may render an individual helpless.
12. In case of eye exposure flush eyes with clean water.

SKIN EXPOSURE

13. Do not spill. If liquid fumigant splashes or spills, on shoes or clothing, remove them at once, as fumes from the contaminated area will be an intolerable source of irritation. If liquid contacts skin where rings or bandages are worn, remove them and wash exposed skin with soap and water. Air expose shoes or clothing outside and do not wear until free of all traces of fumigant.
14. Do not wear gloves.
15. Always have adequate clean water available to wash skin.

SEE HANDLING PRECAUTIONS CONTINUED IN THIRD COLUMN →

2/4

RESTRICTED USE PESTICIDE
For retail sale to and use only by Certified Applicators or persons under their direct supervision, and only for those uses covered by the Certified Applicator's certification.


SPECIMEN

PIC-BROM 25

PREPLANT SOIL FUMIGANT

ACTIVE INGREDIENTS	
METHYL BROMIDE	75%
CHLOROPICRIN	25%
INERT INGREDIENTS	0%
TOTAL	100%

KEEP OUT OF REACH OF CHILDREN

DANGER  **POISON**

**SEND FOR A DOCTOR IMMEDIATELY
IN CASE OF EXPOSURE**

STATEMENT OF PRACTICAL TREATMENT

IF INHALED—Carry Patient To Fresh Air. Call Physician At Once. Make Sure Patient Can Breathe Freely. Keep Patient Warm. Give Artificial Respiration If Breathing Has Stopped. Oxygen Should Be Administered Only By Qualified Personnel.

IF ON SKIN—Immediately Remove All Contaminated Skin Covering Including Shoes, Clothing And Adhesive Or Other Bandages. Wash Skin Thoroughly With Soap And Water. If Irritation Or Blisters Develop, Get Medical Attention. Do Not Reuse Shoes Or Clothing Until Free Of All Contamination.


IF IN EYES—Flush Immediately With Plenty Of Water For At Least 15 Minutes And Get Medical Attention.

NOTE TO PHYSICIAN—Keep Patient At Rest And Under Observation For 24 To 48 Hours.

PRECAUCION AL USUARIO: Si Usted No Lee Inglés, No Use Este Producto Hasta Que La Etiqueta Le Haya Sido Explicada Ampliamente.

TRANSLATION: (TO THE USER: If You Cannot Read English, Do Not Use This Product Until The Label Has Been Fully Explained To You.)

See Side Panel For Additional Precautionary Statements.



SOIL CHEMICALS CORPORATION

P. O. BOX 531 MORGAN HILL, CALIF. 95037

E.P.A. EST. 8536-CA-1, 2, 3, 4; FL-1
E.P.A. REG. NO. 8536-11

NET CONTENTS LBS.

PRECAUTIONS TO FOLLOW DURING FUMIGATION:

- 16. This fumigant should not be applied when there is an atmospheric inversion, since uncomfortable concentrations of Chloropicrin may drift to nearby areas. Immediately cover treated areas with plastic tarpaulin for a minimum of 48 hours.
- 17. Do not lift injection shanks to turn at end of a pass until fumigant has drained from system following closure of shutoff valve.
- 18. Trash pulled by the shanks to the ends of the field when fumigating must be covered by lifting the shanks, then covering the trash with polyethylene film before making the turn for the next pass.
- 19. In case of a rupture of hose or fitting while applying fumigant, immediately stop tractor and motor. Get off tractor and get to a place where the problem can be observed without exposure to fumes. Approach from upwind, with respiratory protection if required, and make necessary repairs.
- 20. When changing the cylinders be certain they are turned off and fumigant system is not under pressure.

PRECAUTIONS TO FOLLOW AFTER FUMIGATION:

- 21. Post all treated areas with warning signs. Available from SOIL CHEMICALS CORPORATION.
- 22. Keep all animals, children and unauthorized people away from area under fumigation during 48 hour exposure period and during removal of tarpaulin.
- 23. Do not feed domestic animals on crop residues unless an E.P.A. tolerance exists for such use. Examples are, but not limited to, seeded or volunteer cover crops growing on soil which has been fumigated as a preplant treatment for a registered crop use.
- 24. **NOTE CAREFULLY:** Fumigation may temporarily raise the level of ammonia nitrogen and soluble salts in the soil. This is most likely to occur when heavy rates of fertilizer and fumigant are applied to soils that are either cold, wet, acid, or high in organic matter. To avoid injury to plant roots, fertilize as indicated by soil tests made after fumigation. To avoid ammonia injury or nitrate starvation, or both, to crops, avoid using fertilizers containing ammonium salts and use only fertilizers containing nitrates until after the crop is well established and the soil temperature is above 65° F. Liming highly acid soils before fumigation stimulates nitrification and reduces the possibility of ammonia toxicity.

ENVIRONMENTAL HAZARD

This fumigant is toxic to fish and wildlife. It should not be discharged where it will drain into lakes, streams, ponds, or public water. Do not contaminate water by cleaning of equipment or disposal of wastes.

CHEMICAL HAZARD

Do not use containers or application equipment made of magnesium, aluminum or their alloys, as under certain conditions this fumigant may be severely corrosive to such metals. Do not permit water to be used to clean fumigant pressure system as corrosion will result. Diesel oil is satisfactory for this purpose.

DIRECTIONS FOR USE

It is a violation of Federal law to use this product in a manner inconsistent with its labeling.

STORAGE AND RETURN OF FUMIGANT CYLINDERS

STORAGE

Do not store with food, feeds, or clothing.

Storage areas should be:

- (1) Secured by lock and key.
- (2) Posted as pesticide storage.
- (3) Away from dwellings.
- (4) Dry and cool.
- (5) Well ventilated.

SPILL OR LEAK PROCEDURE

Evacuate affected area, use respiratory protection and correct problem. Move cylinder outdoors or to an isolated location. Wash fumigant into soil or cover with soil if possible. Allow liquid to evaporate. Do not permit re-entry into area until free of fumes.

RETURN OF CYLINDERS

- (1) Cylinders are the property of:

Soil Chemicals Corp. 2060 E. 220th Long Beach, CA	Soil Chemicals Corp. 7610 Hwy. 41 North Palmetto, FL
---	--

 and should be returned promptly by collect auto freight.
- (2) When a cylinder is empty, the valve should be closed, the safety cap screwed onto the valve outlet, and the protection bonnet replaced prior to its return to the shipper.
- (3) Do not ship cylinders without safety caps or valve protection bonnets.
- (4) When a cylinder is partially full and there is no further requirement for the product, contact Soil Chemicals Corporation for return instructions.
- (5) Containers should never be refilled by the consumer or used for any other product or purpose.

SHIPPING

This fumigant is classified in the U.S. Department of Transportation Hazardous Materials Regulations as Methyl Bromide and more than 2% Chloropicrin mixture, Liquid, class "B" poison and no exemptions from specification packaging, marking and labeling are allowed. Describe empty cylinders as having last contained Methyl Bromide and more than 2% Chloropicrin mixture, Liquid. Do not ship with food, feeds, or clothing.

HANDLING

- (1) The valve protection bonnet and safety cap should be removed only when fumigant is about to be removed from the cylinder. The safety cap and valve protection bonnet must be replaced when cylinder is not in use.
- (2) Cylinders should never be subjected to rough handling or to abnormal mechanical shock such as dropping, bumping, dragging or sliding.
- (3) Rope slings, hooks, tongs, and similar handling devices should not be used for unloading cylinders.
- (4) A suitable hand truck, fork truck, or similar device to which the cylinders can be firmly secured, should be used for transporting the heavier cylinders.

4/4

DIRECTIONS FOR USE

GENERAL INFORMATION

This material is a preplant soil fumigant for control of soil-borne pests as listed: Wireworms and nematodes, weed and grass seeds, and diseases caused by certain species of Rhizoctonia, Pythium, Fusarium and Phytophthora. It is to be used in soil to be planted to crops listed below.

SOIL PREPARATION

Prior to application the soil should be in condition for planting and with sufficient moisture to support seed germination.

APPLICATION

Apply this fumigant by means of chisels spaced from 12" to 18" apart and at a depth of 6" below soil surface. To seal fumigant after application, drag or cultipack immediately behind chisels and then cover with a gas-tight tarpaulin.

DOSAGE TABLE

Land To Be Planted To:	Lbs. Per Acre
Strawberries	275-375
Tomatoes	300-375
Floral Crops	300-375
Nursery Crops	300-375
Plant & Seed Beds*	300-375

*Plants grown for transplanting.

ACCEPTED
MAR 30 1979
 Under the Federal Insecticide, Fungicide, and Rodenticide Act, as amended, for the pesticide registered under EPA Reg. No. 8536-11

FOR USE IN CALIFORNIA ONLY

PEPPERS

On land to be planted to peppers use Pic-Brom 25 for the control of certain soil borne pests as listed: nematodes, wireworms, annual broad leaf weeds and grasses, Nutsedge (Nutgrass) and plant diseases caused by certain species of Pythium, Rhizoctonia, and Phytophthora.

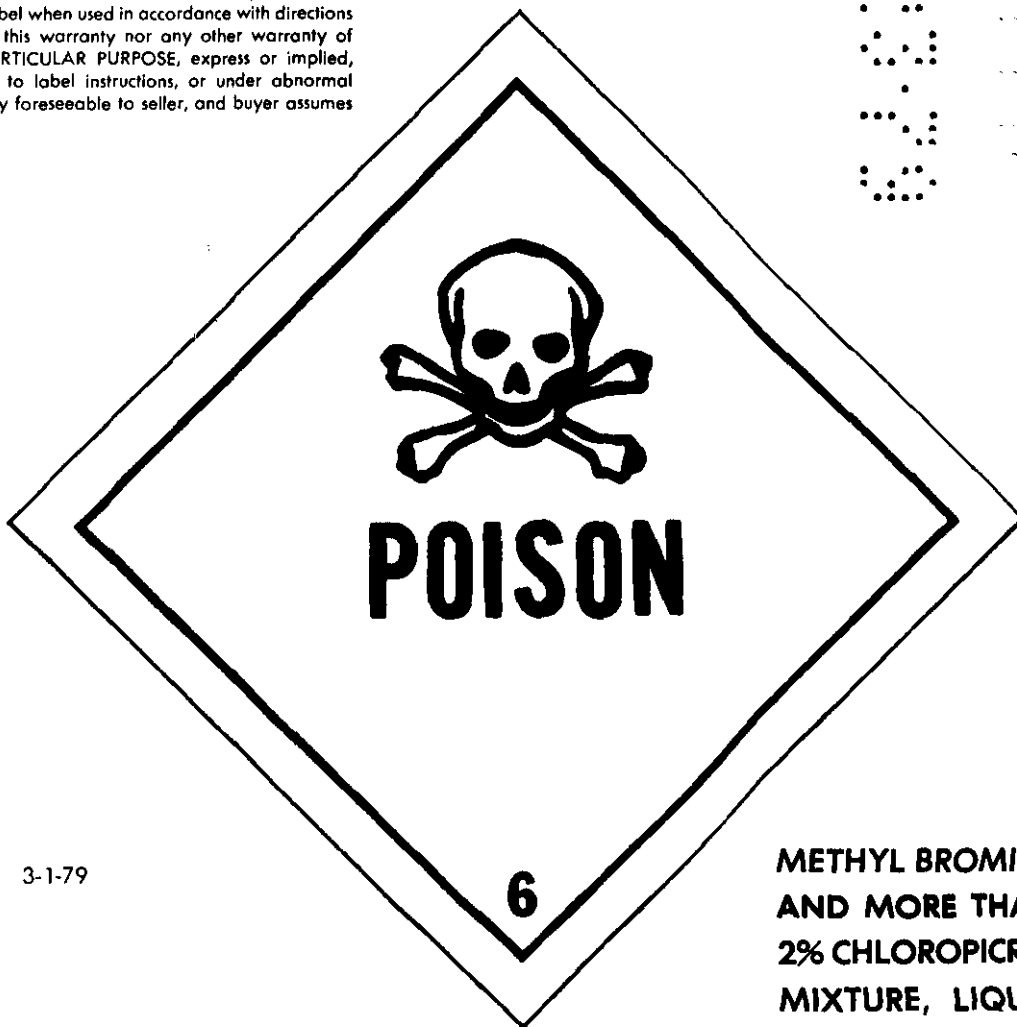

DOSAGE: 300 to 400 lbs. Pic-Brom 25 per acre. Use the higher dosage for control of nutsedge and apply only after soil has been ripped to a minimum of 15 inches. Apply as a preplant soil fumigant by means of chisels spaced no more than 12" apart injecting the Pic-Brom 25 five to eight inches below the soil surface. To seal after application, cover immediately with a gas-tight tarpaulin.

AERATION

Remove tarpaulin after 48 hours. Allow the soil to aerate for two weeks before planting. If odors of fumigant persist beyond this two-week period, disc or plow the soil to help aeration.

WARRANTY

NOTICE: Seller warrants that the product conforms to its chemical description and is reasonably fit for the purposes stated on the label when used in accordance with directions under normal conditions of use, but neither this warranty nor any other warranty of MERCHANTABILITY or FITNESS FOR A PARTICULAR PURPOSE, express or implied, extends to the use of this product contrary to label instructions, or under abnormal conditions, or under conditions not reasonably foreseeable to seller, and buyer assumes the risk of any such use.



3-1-79

**METHYL BROMIDE
AND MORE THAN
2% CHLOROPICRIN
MIXTURE, LIQUID**