


Please read instructions on reverse before completing form.

Form Approved, OMB No. 2070-0060, Approval expires 05-31-98

 EPA United States Environmental Protection Agency Washington, DC 20460	<input type="checkbox"/> Registration <input type="checkbox"/> Amendment <input checked="" type="checkbox"/> Other:	OPP Identifier Number

Application for Pesticide - Section I

1. Company/Product Number 8033-23	2. EPA Product Manager J. Hebert / A. Abramovitch	3. Proposed Classification <input checked="" type="checkbox"/> None <input type="checkbox"/> Restricted
4. Company/Product (Name) ASSAIL 70 WP Insecticide	PM# PM 4	
5. Name and Address of Applicant (Include ZIP Code) Nippon Soda Co., Ltd. c/o Nisso America Inc. 45 Broadway, Suite 2120 New York, NY 10006 <input type="checkbox"/> Check if this is a new address	6. Expedited Review. In accordance with FIFRA Section 3(c)(3) (b)(I), my product is similar or identical in composition and labeling to: EPA Reg. No. _____ Product Name _____	

Section - II

<input type="checkbox"/> Amendment - Explain below. <input type="checkbox"/> Resubmission in response to Agency letter dated _____ <input checked="" type="checkbox"/> Notification - Explain below.	<input type="checkbox"/> Final printed labels in response to Agency letter dated _____ <input type="checkbox"/> "Me Too" Application <input type="checkbox"/> Other - Explain below	NOTIFICATION MAY 31 2005
--	---	---

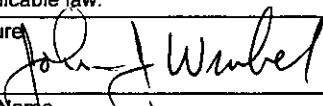
Explanation: Use additional page(s) if necessary. (For Section I and Section II.)**NOTIFICATION of revision to advisory statements on the label as per PR Notice 98-10. NO FEE REQUIRED.**

This notification is consistent with the provisions of PR Notice 98-10 and EPA regulations at 40 CFR 152.46, and no other changes have been made to the labeling or the Confidential Statement of Formula of this product. I understand that it is a violation of 18 U.S.C. Sec. 1001 to willfully make any false statement to EPA. I further understand that if this notification is not consistent with the terms of PR notices 98-10 and 40 CFR 152.46, this product may be in violation of FIFRA and I may be subject to enforcement action and penalties under sections 12 and 14 of FIFRA.

Section - III

1. Material This Product Will Be Packaged In:				2. Type of Container	
Child-Resistant Packaging <input type="checkbox"/> Yes* <input type="checkbox"/> No	Unit Packaging <input type="checkbox"/> Yes <input type="checkbox"/> No	Water Soluble Packaging <input type="checkbox"/> Yes <input type="checkbox"/> No		<input type="checkbox"/> Metal	
	If "Yes" Unit Packaging wgt.	No. per container	If "Yes" Package wgt.	No. per container	<input type="checkbox"/> Plastic
*Certification must be submitted					<input type="checkbox"/> Glass
					<input type="checkbox"/> Paper
					<input type="checkbox"/> Other (Specify)
			5. Location of Label Directions <input type="checkbox"/> On Label <input type="checkbox"/> On labeling accompanying product		
6. Manner in Which Label is Affixed to Product <input type="checkbox"/> Lithograph <input type="checkbox"/> Paper glued <input type="checkbox"/> Stenciled			<input type="checkbox"/> Other _____		

Section - IV

1. Contact Point (Complete items directly below for identification of individual to be contacted, if necessary, to process this application)			
Name John J. Wrubel	Title Regulatory Affairs Director	Telephone No. (Include Area Code) 212-490-0351	
Certification I certify that the statements I have made on this form and all attachments thereto are true, accurate and complete. I acknowledge that any knowingly false or misleading statement may be punishable by fine or imprisonment or both under applicable law.			6. Date Application Received (Stamped)
2. Signature 	3. Title Regulatory Affairs Director		
4. Typed Name John J. Wrubel	5. Date May 10, 2005		

ASSAIL[®] 70WP Insecticide

NOTIFICATION

MAY 3 1 2005

For Agricultural and Commercial Use Only

ACTIVE INGREDIENT: Acetamiprid, (E)- N¹ -[(6-chloro-3-pyridyl)methyl]-N²-cyano-N¹-methyl acetamidine 70% by wt.
OTHER INGREDIENTS: 30% by wt.

EPA Reg. No. 8033-23

EPA Est. No.

**KEEP OUT OF REACH OF CHILDREN
CAUTION**

Si usted no entiende la etiqueta, busque a alguien para que se la explique a usted en detalle.
(If you do not understand the label find someone to explain it to you in detail.)

EMERGENCY TELEPHONE NUMBERS:

CHEMTREC: (800) 424-9300
MEDICAL: (303) 623-5716 Rocky Mountain Poison Control Center

FIRST AID

IF SWALLOWED:	<ul style="list-style-type: none">▪ Immediately call a poison control center or doctor for treatment advice.▪ Do not induce vomiting unless told to do so by a poison control center or doctor.▪ Have person sip a glass of water if able to swallow.▪ Do not give anything by mouth to an unconscious person.
IF IN EYES:	<ul style="list-style-type: none">▪ Hold eye open and rinse slowly and gently with water for 15 – 20 minutes.▪ Remove contact lenses, if present, after the first 5 minutes, then continue rinsing.▪ Call a poison control center or doctor for treatment advice.
IF ON SKIN OR CLOTHING:	<ul style="list-style-type: none">▪ Take off contaminated clothing.▪ Rinse skin immediately with plenty of water for 15 – 20 minutes.▪ Call a poison control center or doctor for treatment advice.
IF INHALED:	<ul style="list-style-type: none">▪ Move person to fresh air.▪ If person is not breathing, call 911 or an ambulance, then give artificial respiration, preferably mouth-to-mouth if possible.▪ Call a poison control center or doctor for treatment advice.

Have the product container or label with you when calling a poison control center or doctor or going for treatment.

NOTE TO PHYSICIAN: There is no specific antidote. All treatment should be based on observed signs and symptoms of distress in the patient. Overexposure to materials other than this product may have occurred.

Net Contents: _____

Nippon Soda Co., Ltd.
2-1, 2-Chome Ohtemachi
Chiyoda-ku, Tokyo 100-8165
Japan

PRECAUTIONARY STATEMENTS

CAUTION

HAZARDS TO HUMANS (and DOMESTIC ANIMALS)

Harmful if swallowed, inhaled, or absorbed through the skin. Avoid breathing vapors or spray mist. Avoid contact with eyes, skin or clothing. Keep out of reach of children and domestic animals.

PERSONAL PROTECTIVE EQUIPMENT (PPE)

Applicators and other handlers must wear long-sleeved shirt and long pants, waterproof gloves, shoes plus socks and chemical resistant headgear for overhead exposure. Discard clothing and other absorbent materials that have been drenched or heavily contaminated with this product's concentrate. Do not reuse them. Follow manufacturers instructions for cleaning/maintaining PPE. If there are no such instructions for washables, use detergent and hot water. Keep and wash PPE separately from other laundry.

When handlers use closed systems, enclosed cabs, or aircraft in a manner that meets the requirements listed in the Worker Protection Standard (WPS) for agricultural pesticides [40 CFR 170.240 (d) (4-6)], the handler PPE requirements may be reduced or modified as specified in the WPS.

User Safety Recommendations

Users should wash hands before eating, drinking, chewing gum, using tobacco or using the toilet. Remove clothing immediately if pesticide gets inside. Then wash thoroughly and put on clean clothing. Remove PPE immediately after handling this product. Wash the outside of gloves before removing. As soon as possible, wash thoroughly and change into clean clothing.

ENVIRONMENTAL HAZARDS

This product is toxic to wildlife. This product is toxic to bees exposed to direct treatment. Do not apply this product while bees are actively visiting the treated area. Do not apply directly to water, or to areas where surface water is present or to intertidal areas below the mean high water mark. Do not contaminate water when disposing of equipment washwater or rinsate. Do not contaminate water used for irrigation or domestic purposes.

SPRAY DRIFT

Avoid spray drift. Do not apply when weather conditions may cause drift. Do not allow this product to drift on to non-target areas. To avoid spray drift, DO NOT apply aerially when wind speed is greater than 10 mph or during periods of temperature inversions. For aerial application, select nozzles and pressure that deliver MEDIUM spray droplets as indicated in nozzle manufacturer's catalogs and in accordance with ASAE Standard S-572. AVOIDING SPRAY DRIFT AT THE APPLICATION SITE IS THE RESPONSIBILITY OF THE APPLICATOR.

The interaction of many equipment and weather related factors determines the potential for spray drift. The applicator is responsible for considering all of these factors when making decisions. The following drift management requirements must be followed to avoid off-target movement from aerial applications to agricultural crops. These requirements do not apply to forestry applications, public health uses or to applications using dry formulations.

1. The distance of the outer most nozzles on the boom must not exceed 3/4 the length of the wingspan or rotor.
2. Nozzles must always point backward parallel with the air stream.

Where states have more stringent regulations, they should be observed.

The applicator should be familiar with and take into account the information covered in the Aerial Drift Reduction Advisory below:

AERIAL DRIFT REDUCTION ADVISORY

[This section is advisory in nature and does not supersede the mandatory label requirements].

INFORMATION ON DROPLET SIZE

The most effective way to reduce drift potential is to apply MEDIUM droplets. The best drift management strategy is to apply the largest droplets that provide sufficient coverage and control. Applying larger droplets reduces drift potential, but will not prevent drift if applications are made improperly, or under unfavorable environmental conditions (See Wind, Temperature and Humidity, and Temperature Inversions).

CONTROLLING DROPLET SIZE

Volume - Use high flow rate nozzles to apply the highest practical spray volume. Nozzles with higher rated flows produce larger droplets.

Pressure - Do not exceed the nozzle manufacturer's recommended pressures. For many nozzle types lower pressure produces larger droplets. When higher flow rates are needed, use higher flow rate nozzles instead of increasing pressure.

Number of nozzles - Use the minimum number of nozzles that provide uniform coverage.

Nozzle Orientation - Orienting nozzles so that the spray is released parallel to the airstream produces larger droplets than other orientations and is the recommended practice.

Significant deflection from horizontal will reduce droplet size and increase drift potential.

Nozzle Type - Use a nozzle type that is designed for the intended application. With most nozzle types, narrower spray angles produce larger droplets. Consider using low-drift nozzles. Solid stream nozzles oriented straight back produce the largest droplets and the lowest drift.

BOOM LENGTH

For some use patterns, reducing the effective boom length to less than 3/4 of the wingspan or rotor length may further reduce drift without reducing swath width.

APPLICATION HEIGHT

Applications should not be made at a height greater than 10 feet above the top of the target plants unless a greater height is required for aircraft safety. Making applications at the lowest height that is safe reduces exposure of droplets to evaporation and wind.

SWATH ADJUSTMENT

When applications are made with a crosswind, the swath will be displaced downwind. Therefore, on the up and downwind edges of the field, the applicator should compensate for this displacement by adjusting the path of the aircraft upwind. Swath adjustment distance should increase, with increasing drift potential (higher wind, smaller drops, etc.).

WIND

Drift potential is lowest between wind speeds of 2 - 10 mph. However, many factors, including droplet size and equipment type determine drift potential at any given speed. Application should be avoided below 2 mph due to variable wind direction and high inversion potential. NOTE: Local terrain can influence wind patterns. Every applicator should be familiar with local wind patterns and how they affect spray drift.

TEMPERATURE AND HUMIDITY

When making applications in low relative humidity, set up equipment to produce larger droplets to compensate for evaporation. Droplet evaporation is most severe when conditions are both hot and dry.

TEMPERATURE INVERSIONS

Applications should not occur during a temperature inversion because drift potential is high. Temperature inversions restrict vertical air mixing, which causes small suspended droplets to remain in a concentrated cloud. This cloud can move in unpredictable directions due to the light variable winds common during inversions. Temperature inversions are characterized by increasing temperatures with altitude and are common on nights with limited cloud cover and light to no wind. They begin to form as the sun sets and often continue into the morning. Their presence can be indicated by ground fog; however, if fog is not present, inversions can also be identified by the movement of smoke from a ground source or an aircraft smoke generator. Smoke that layers and moves laterally in a concentrated cloud (under low wind conditions) indicates an inversion, while smoke that moves upward and rapidly dissipates indicates good vertical air mixing.

SENSITIVE AREAS

The pesticide should only be applied when the potential for drift to adjacent sensitive areas (e.g. residential areas, bodies of water, known habitat for threatened or endangered species, non-target crops) is minimal (e.g. when wind is blowing away from the sensitive areas).

DIRECTIONS FOR USE

It is a violation of Federal law to use this product in any manner inconsistent with its labeling.

Read entire label before using this product.

Do not apply this product in a way that will contact workers or other persons, either directly or through drift. Only protected handlers may be in the area during application. For any requirements specific to your State or Tribe, consult the agency responsible for pesticide regulation.

AGRICULTURAL USE REQUIREMENTS

Use this product only in accordance with its labeling and with the Worker Protection Standard, 40 CFR part 170. This standard contains requirements for the protection of agricultural workers on farms, forests, nurseries, and greenhouses, and handlers of agricultural pesticides. It contains requirements for training, decontamination, notification, and emergency assistance. It also contains specific instructions and exceptions pertaining to the statements on this label about personal protective equipment (PPE) and restricted-entry intervals. The requirements in this box only apply to uses of this product that are covered by the Worker Protection Standard.

Do not enter or allow worker entry into treated areas during the restricted entry interval (REI) of 12 hours.

PPE required for early entry to treated areas that is permitted under the Worker Protection Standard and that involves contact with anything that has been treated, such as plants, soil, or water, is coveralls, waterproof gloves and shoes plus socks.

STORAGE AND DISPOSAL

Do not contaminate water, food or feed by storage or disposal.

STORAGE

Do not store in or around the home. Store unused product in a cool, ventilated, dry, locked area. Do not allow prolonged storage in areas where temperatures frequently exceed 115° F (46° C). NEVER TRANSFER THIS PRODUCT TO ANOTHER CONTAINER FOR STORAGE.

PESTICIDE DISPOSAL

Contamination with this product will render water, food or feed unfit for human or animal consumption. Wastes resulting from the use of this product may be disposed of on site or at an approved waste disposal facility.

CONTAINER DISPOSAL

Completely empty container into application equipment, then dispose of empty container in a sanitary landfill or by incineration, or if allowed by State and local authorities by burning. If burned, stay out of smoke.

COMPATIBILITY

ASSAIL 70WP Insecticide, when diluted with an equal volume of water, is physically compatible with a wide range of commonly used spray products, but the full range of compatibilities under local conditions is not known. Therefore, it is essential that before using ASSAIL 70WP Insecticide in any tank mixture the compatibility of the mixture be established. Add a small amount of this product to an equal volume of water in a small container and then add the other pesticide or spray product and mix thoroughly. DO NOT USE MIXTURES THAT CURDLE, PRECIPITATE, OR GREASE. FOR BEST RESULTS, SPRAY MIXTURES SHOULD BE USED IMMEDIATELY AFTER MIXING WITH ADEQUATE AGITATION.

CHEMIGATION

Do not apply this product through any type of irrigation system.

DIRECTIONS FOR AERIAL OR GROUND SPRAY APPLICATION

APPLICATION TIMING

Apply in application when insect populations reach recognized economic threshold levels. Consult the Cooperative Extension Service, Professional consultants or other qualified authorities to determine appropriate threshold levels for treatment in your area.

GENERAL INFORMATION

ASSAIL 70 WP Insecticide is a 70% wettable powder for the control of many sucking and chewing insects on the crops listed in this label. The active ingredient in ASSAIL 70 WP Insecticide is acetamiprid, a neonicotinoid insecticide that controls target insects through contact and ingestion. ASSAIL 70WP Insecticide is rapidly absorbed by the plant tissue and quickly moves via systemic translaminar activity to protect the entire leaf. However, thorough spray coverage is essential for optimal performance. ASSAIL 70 WP Insecticide is rainfast once the spray solution has dried.

MIXING INSTRUCTIONS

Recommended Mixing and Application Instructions for ASSAIL 70WP Insecticide

ASSAIL 70WP Insecticide is a dry powder formulation that readily disperses in water to form a spray, which may be applied by ground or air.

1. Plan ahead. Prepare only enough spray mixture as can be applied on the day of mixing.
2. Fill tank $\frac{1}{4}$ - $\frac{1}{2}$ full with the required amount of total spray volume of water.
3. Begin agitation and add product. The jug should be given a good hard shake to fluff the product before measuring. When pouring into the measuring cone, do not tamp down. The cone is calibrated for the fluffed product.
4. Continue to fill tank while directing a stream of water onto any floating product.
5. Allow mixing in tank for 2 minutes after filling or until thoroughly mixed before applying.
6. Maintain continuous agitation during mixing and application to assure uniform suspension. If mixture sits without agitation for extended periods, agitate the mixture for at least 10 minutes before use.
7. Equip spray system with a 50-mesh inline filter, which will protect nozzles that are typically used. Nozzles may also be equipped with 50-mesh nozzle filters or 25 to 50 mesh (equivalent) slotted nozzle filters.
8. ASSAIL 70WP Insecticide is unstable in water pH below 4 and above 9. If necessary, buffer water to obtain optimum pH range.

Special Instructions for Tank Mixing ASSAIL 70WP Insecticide

When tank mixing ASSAIL 70WP Insecticide with other products, introduce the products into the tank in the following order: (1) water soluble packets (2) wettable powders (such as ASSAIL 70WP Insecticide) (3) water dispersible granules (4) flowable liquids (5) emulsifiable concentrates and (6) adjuvants and/or oils (do not use stickers). Always allow each product to fully disperse before adding the next product.

Recommended Mixing and Application Instructions for ASSAIL WSP Insecticide

ASSAIL™ WSP Insecticide is packaged in a convenient water soluble packet and will dissolve in water. Do not allow packets to become wet before adding to spray tank or handle with wet hands or gloves. Do not open or subdivide packets. Determine area to be treated and add the appropriate number of soluble packets as determined under crop recommendations based on rate. Reseal the outer container to protect any unused water soluble packets from moisture. Utilize the following mixing instructions to prepare the spray solution.

1. Plan ahead. Prepare only enough spray mixture as can be applied on the day of mixing.
2. Fill tank $\frac{1}{4}$ to $\frac{1}{3}$ full with the required amount of total spray volume of water.
3. Add buffering agent if required.
4. While agitating, add the required number of water soluble packets of ASSAIL WSP Insecticide.
5. Continue agitation until the soluble packets are dissolved and product is fully dispersed, at least 5 minutes.
6. Once the ASSAIL WSP Insecticide is fully dispersed, maintain agitation and continue filling tank with water.
7. Maintain continuous agitation during mixing and application to assure uniform suspension. If mixture sits without agitation for extended periods, agitate the mixture for at least 10 minutes before use.
8. Equip spray system with a 50-mesh inline filter, which will protect nozzles that are typically used. Nozzles may also be equipped with 50-mesh nozzle filters or 25 to 50 mesh (equivalent) slotted nozzle filters.
9. ASSAIL 70 WSP Insecticide is unstable in water pH below 4 and above 9. If necessary, buffer water to obtain optimum pH range.

Special Instructions for Tank Mixing ASSAIL WSP Insecticide

When tank mixing ASSAIL WSP Insecticide with other products, introduce the products into the tank in the following order: (1) water soluble packets (such as ASSAIL WSP Insecticide), (2) wettable powders, (3) water dispersible granules, (4) flowable liquids, (5) emulsifiable concentrates, and (6) adjuvants and/or oils. Always allow each product to fully disperse before adding the next product. Products containing boron will interfere with film solubility of the water soluble packets. If boron products are added to the spray tank, add the ASSAIL WSP Insecticide soluble packets first, making sure they are completely dissolved before adding any boron products.

APPLICATION INSTRUCTIONS

ROW CROPS

Apply a minimum finished spray volume of 2 gallons per acre by air or 5 gallons per acre by ground unless otherwise directed under crop specific directions. Under heavy pest populations or dense foliage, use a minimum spray volume of 5 gallons per acre by air and a minimum spray volume of 10 gallons per acre by ground. For best results, it is important to obtain thorough and uniform spray coverage of the plant. For aerial application, select nozzles and pressure that deliver MEDIUM spray droplets as indicated in nozzle manufacturer's catalogs and in accordance with ASAE Standard S-572. The use of spray adjuvants, such as high quality non-ionic surfactants and horticultural oils is recommended to enhance coverage and may improve pest control. The addition of an adjuvant is recommended for all applications made to vegetables and to cotton when controlling whiteflies and to pome fruit when controlling codling moth, oriental fruit moth, and San Jose scale. The use of stickers is not recommended. Some adjuvants can cause adverse effects, such as spotting or burn to fruit or foliage.

Follow adjuvant use directions. Consult your local Extension Service, Crop Advisor or Cerexagri representative for additional information. Use higher dosage rates for heavy infestations or dense foliage. The specific length of residual control depends on environmental factors, plant growth, dosage rate, and degree of insect infestation. When banding, determine the amount of chemical to use per acre by dividing the band width by the row width and multiplying by the appropriate broadcast rate.

To clean the sprayer after use, drain and flush with water. Use rinsate on crop according to label instructions or dispose of in an approved manner (See STORAGE AND DISPOSAL).

CHARD AND VINEYARD CROPS

To achieve optimum pest control, it is important to obtain thorough and uniform spray coverage. Choose a finished spray volume appropriate for the size of tree or vine and amount of foliage which will provide thorough coverage throughout the canopy. For certain pests, also follow recommendations listed under crop specific directions. For aerial application, select nozzles and pressure that deliver MEDIUM spray droplets as indicated in nozzle manufacturer's catalogs and in accordance with ASAE Standard S-572.

The use of spray adjuvants, such as high quality non-ionic surfactants or horticultural oils, also enhances coverage and may improve pest control. The use of stickers is not recommended. Some adjuvants can cause adverse effects, such as spotting or burn to fruit or foliage. Follow adjuvant use directions. Consult your local Extension Service, Crop Advisor or Nippon Soda representative for additional information.

Use higher dosage rates for heavy infestations or dense foliage. The specific length of residual control depends on environmental factors, plant growth, dosage rate, and degree of insect infestation.

To clean the sprayer after use, drain and flush with water. Use rinsate on crop according to label instructions or dispose of in an approved manner (See STORAGE AND DISPOSAL).

INTEGRATED PEST MANAGEMENT (IPM) USE OF THIS PRODUCT

ASSAIL 70WP Insecticide has ovicidal, larvicidal, and adulticidal activity against many pests which can be effectively utilized in IPM programs. ASSAIL 70WP Insecticide has been shown to leave substantial populations of many beneficial insects and spiders after use. The lower rates allow for maximum beneficial survival and faster rebound of beneficial populations. Control of important pests coupled with retention of beneficial insects and spiders can offer significant benefits to those producers utilizing integrated pest management programs.

RESISTANCE MANAGEMENT

Acetamiprid is the active ingredient in ASSAIL 70WP Insecticide. It is a member of a class of chemicals known as neonicotinoids. Rotating ASSAIL 70WP Insecticide with pesticides with different modes of action may delay or prevent development of insect resistance. The use of ASSAIL 70WP Insecticide should conform to resistance management strategies established for the use area. Consult your agricultural advisor, university contact or extension service for recommended pest management practices for your area. Use recommended integrated pest management practices so that you are not relying solely on chemical control in your crop production.

RATE CONVERSION CHART FOR ALL OF THE FOLLOWING CROP USE DIRECTIONS

POUNDS AI PER ACRE	OUNCES PER ACRE	POUNDS ASSAIL 70WP INSECTICIDE PER ACRE	TREATED ACRES PER POUND ASSAIL 70WP INSECTICIDE
0.025	0.6	0.04	28
0.038	0.9	0.05	18.4
0.05	1.1	0.07	14
0.075	1.7	0.11	9.3
0.1	2.3	0.14	7
0.125	2.9	0.18	5.6
0.15	3.4	0.21	4.7
0.2	4.6	0.29	3.5
0.25	5.7	0.36	2.8

COTTON**SPRAY VOLUME FOR COTTON**

ASSAIL 70WP Insecticide should be applied in a minimum finished spray volume of 2 gallons per acre by aircraft and 5 gallons per acre by ground equipment. Under extreme pest populations or dense foliage, use a minimum spray volume of 5 gallons per acre by air and a minimum spray volume of 10 gallons per acre by ground.

SITE	PEST	DOSAGE PER ACRE		SPECIFIC DIRECTIONS
		POUNDS ACTIVE	OUNCES ASSAIL 70WP INSECTICIDE	
COTTON	Aphids	0.025 – 0.05	0.6 – 1.1	Aphid species may differ in susceptibility to this product. If you are unsure of the aphid species present and its susceptibility, use the higher rate. Begin applications when treatment thresholds have been reached. Thorough coverage is important to obtain optimum control.
	Whitefly Sweet Potato Silver Leaf	0.075 – 0.1	1.7 – 2.3	Begin applications when whitefly adults appear prior to development of nymphs. Do not wait until heavy populations have become established. For whitefly control, ASSAIL 70WP Insecticide should be applied in a minimum finished spray volume of 5 gallons per acre by aircraft and 15 gallons per acre by ground equipment. Make applications on a minimum 7 day interval as long as pest pressure continues. Use the high rate under heavy pressure. Whiteflies have shown a tendency to develop resistance. For resistance management purposes, alternating applications of different chemical classes reduces the potential for resistance development.
	Plantbugs (Lygus spp.)	0.05	1.1	Begin applications when treatment thresholds have been reached. Some species of plantbugs may be less susceptible and may only be suppressed by applications of this product. Two applications at 7 to 10 day intervals may be required to achieve control. Thorough coverage is important to obtain optimum control.
	Fleahopper	0.025 – 0.05	0.6 – 1.1	Begin applications when treatment thresholds have been reached. Thorough coverage is important to obtain optimum control.
	Thrips	0.05 – 0.075	1.1 – 1.7	Begin applications when thrips damage is first observed or anticipated. Thorough coverage is important. Use of a spray surfactant may improve coverage and control.
FOR USE AS AN OVICIDE ON COTTON	Budworm Bollworm	0.025 – 0.05	0.6 – 1.1	Begin applications when treatment thresholds have been reached. Thorough coverage is important to obtain optimum control. Optimal ovicidal activity when applied within 24 hours of egg lay.
	Whitefly	0.075 – 0.1	1.7 – 2.3	Applications made for ovicidal control will not provide sustained control of migrating adults.

RESTRICTIONS AND PRECAUTIONS: Cotton

- For any of the pests listed above, use the high rate under heavy pest pressure.
- Do not make more than 4 applications per season.
- Do not apply more than once every 7 days.
- Do not apply less than 28 days before harvest (PHI = 28 days).
- Do not exceed a total of 0.4 lbs. active ingredient (9.2 ozs product) per acre per crop.
- There are no rotational crop plantback restrictions for this product.

LEAFY VEGETABLES

SPRAY VOLUME FOR LEAFY VEGETABLES: Apply in a minimum finished spray volume of 5 gallons per acre by air or 20 gallons per acre by ground.

SITE	PEST	DOSAGE PER ACRE		SPECIFIC DIRECTIONS
		POUNDS ACTIVE	OUNCES ASSAIL 70WP INSECTICIDE	
LEAFY VEGETABLES CROP GROUP Such as: Amaranth, Amugula, Cardoon, Celery, Chinese Celery, Celtuce, Chervil, Chrysanthemum (edible leaved, garland), Corn Salad, Cress (garden, upland), Dandelion, Dock, Endive, Florence Fennel, Lettuce (head, leaf), Orach, Parsley, Purslane (garden, winter), Radicchio, Rhubarb, Spinach (leaf, vine, New Zealand), Swiss Chard	Aphids	0.035 – 0.075	0.8 – 1.7	Aphid species may differ in susceptibility to this product. If you are unsure of the aphid species present or if there are difficult to control species such as lettuce aphid, red aphid, foxglove aphid, etc., use the maximum rate. Begin applications when treatment thresholds have been reached. Thorough coverage is important to obtain optimum control.
	Whitefly Sweet Potato Silver Leaf	0.05 - 0.075	1.1 - 1.7	Begin applications when whitefly adults appear prior to development of nymphs. Do not wait until heavy populations have become established. Make applications on a minimum 7 day interval as long as pest pressure continues. Use the high rate under heavy pressure. Whiteflies have shown a tendency to develop resistance. For resistance management purposes, alternating applications of different chemical classes reduces the potential for resistance development.
	Whitefly Greenhouse (For Outdoor Use Only)	0.075	1.7	

RESTRICTIONS AND PRECAUTIONS: Leafy Vegetables

- For any of the pests listed above, use the high rate under heavy pest pressure.
- Do not make more than 5 applications per season.
- Do not apply more than once every 7 days.
- Do not apply less than 7 days before harvest (PHI = 7 days).
- Do not exceed a total of 0.375 lbs. active ingredient (8.5 ozs product) per acre per season.
- There are no rotational crop plantback restrictions for this product.

COLE CROPS

SPRAY VOLUME FOR COLE CROPS: Apply in a minimum finished spray volume of 5 gallons per acre by air or 20 gallons per acre by ground.

SITE	PEST	DOSAGE PER ACRE		SPECIFIC DIRECTIONS
		POUNDS ACTIVE	OUNCES ASSAIL 70WP INSECTICIDE	
COLE CROPS GROUP Such as: Broccoli, Chinese Broccoli, Brussel Sprouts, Cabbage, Chinese Cabbage, Cauliflower, Collards, Kale, Kohlrabi, Mizuna, Mustard Greens, Mustard Spinach, Rape Greens	Aphids	0.035 – 0.054	0.8 – 1.2	Aphid species may differ in susceptibility to this product. If you are unsure of the aphid species present and its susceptibility, use the higher rate. Begin applications when treatment thresholds have been reached. Thorough coverage is important to obtain optimum control.
	Whitefly Sweet Potato Silver Leaf	0.05 - 0.075	1.1 - 1.7	Begin applications when whitefly adults appear prior to development of nymphs. Do not wait until heavy populations have become established. Make applications on a minimum 7 day interval as long as pest pressure continues. Use the high rate under heavy pressure. Whiteflies have shown a tendency to develop resistance. For resistance management purposes, alternating applications of different chemical classes reduces the potential for resistance development.
	Whitefly Greenhouse (For Outdoor Use Only)	0.075	1.7	
	Thrips	0.075	1.7	Begin applications as soon as thrips are seen in the crop and continue applications as needed. Thrips will seek sheltered parts of the plant so using nozzles that produce a fine spray with sufficient water for thorough coverage is essential for good control. Applications during the "cupping" stage of cabbage may be especially helpful in preventing injury. For resistance management purposes, alternating applications of different chemical classes reduces the potential for resistance development.
	Swede Midge	0.075	1.7	Apply as a preventative spray to control the first generation if swede midge has been found in your area. Preventative applications will decrease the chance of quick population increases later in the season.

RESTRICTIONS AND PRECAUTIONS: Cole Crops

- For any of the pests listed above, use the high rate under heavy pest pressure.
- Do not make more than 5 applications per season.
- Do not apply more than once every 7 days.
- Do not apply less than 7 days before harvest (PHI = 7 days).
- Do not exceed a total of 0.375 lbs. active ingredient (8.5 ozs product) per acre per season.
- There are no rotational crop plantback restrictions for this product.

FRUITING VEGETABLES (Except Cucurbits)

SPRAY VOLUME FOR FRUITING VEGETABLES: Apply in a minimum finished spray volume of 5 gallons per acre by air or 20 gallons per acre by ground.

SITE	PEST	DOSAGE PER ACRE		SPECIFIC DIRECTIONS
		POUNDS ACTIVE	OUNCES ASSAIL 70WP INSECTICIDE	
FRUITING VEGETABLES CROP GROUP Such as: Eggplant, Groundcherry, Pepino, Pepper (bell pepper, chili pepper, cooking pepper, pimento, sweet pepper), Tomatillo, Tomato	Aphids	0.035 – 0.075	0.8 – 1.7	Aphid species may differ in susceptibility to this product. If you are unsure of the aphid species present or if there are difficult to control species present, use the maximum rate. Begin applications when treatment thresholds have been reached. Thorough coverage is important to obtain optimum control.
	Colorado Potato Beetle	0.025 - 0.05	0.6 - 1.1	
	Whitefly Sweet Potato Silver Leaf	0.05 - 0.075	1.1 - 1.7	Begin applications when whitefly adults appear prior to development of nymphs. Do not wait until heavy populations have become established. Make applications on a minimum 7 day interval as long as pest pressure continues. Use the high rate under heavy pressure. Whiteflies have shown a tendency to develop resistance. For resistance management purposes, alternating applications of different chemical classes reduces the potential for resistance development.
	Whitefly Greenhouse (For Outdoor Use Only)	0.075	1.7	
	Pepper Weevil	0.075	1.7	Begin applications when pepper weevil adults first appear and flower buds and/or fruit are present. Apply on a 7 to 14 day interval. Use a 7-day interval under heavy insect pressure.
	Thrips	0.075	1.7	Begin applications as soon as thrips are seen in the crop and continue applications as needed. Thorough coverage of the plant is important to obtain optimum control. For resistance management purposes, alternating applications of different chemical classes reduces the potential for resistance development.

RESTRICTIONS AND PRECAUTIONS: Fruiting Vegetables (except Cucurbits)

- For any of the pests listed above, use the high rate under heavy pest pressure.
- Do not make more than 4 applications per season.
- Do not apply more than once every 7 days.
- Do not apply less than 7 days before harvest (PHI = 7 days).
- Do not exceed a total of 0.3 lbs. active ingredient (6.8 ozs product) per acre per season.
- There are no rotational crop plantback restrictions for this product.

CITRUS

SPRAY VOLUME FOR CITRUS: For mature trees, apply in a minimum finished spray volume of 100 gallons per acre by ground or a minimum of 20 gallons per acre by air. Ground applications are recommended for optimal control.

SITE	PEST	DOSAGE PER ACRE		SPECIFIC DIRECTIONS
		POUNDS ACTIVE	OUNCES ASSAIL 70WP INSECTICIDE	
CITRUS FRUITS CROP GROUP Such as: Calamondin, Citrus hybrids (chironja, tangelo, tangor), Grapefruit, Kumquat, Lemon, Lime, Mandarin (tangerine), Orange (sour, sweet), Pummelo, Satsuma mandarin	Aphids	0.05 – 0.1	1.1 – 2.3	Aphid species may differ in susceptibility to this product. If you are unsure of the aphid species present and its susceptibility, use the higher rate.
	Citrus Thrips	0.075 - 0.125	1.7 – 2.9	Begin applications when treatment thresholds have been reached. Thorough coverage is important to obtain optimum control.
	Citrus Leafminer			
	Caribbean Black Scale			
	Glassywinged sharpshooter	0.15 - 0.25	3.4 - 5.7	Begin applications when treatment thresholds have been reached. Use of an approved horticultural oil will enhance control. Adjust gallonage to tree size to insure coverage of inside wood and foliage (scales). Optimum gallonage for scale is 750 - 1500 GPA.
	Red Scale Citricola Scale			

RESTRICTIONS AND PRECAUTIONS: Citrus

- For any of the pests listed above, use the high rate under heavy pest pressure.
- Do not make more than 5 applications per season.
- The last application may not exceed 0.25 pounds a.i. per acre.
- Do not apply more than once every 7 days.
- Do not apply less than 7 days before harvest (PHI = 7 days).
- Do not exceed a total of 0.55 lbs. active ingredient (12.5 ozs product) per acre per crop.

POME FRUIT

SPRAY VOLUME FOR POME FRUIT: Apply in a minimum finished spray volume of at least 50 gallons per acre by ground or a minimum of 10 gallons per acre by air. Ground applications are recommended for optimal control.

SITE	PEST	DOSAGE PER ACRE		SPECIFIC DIRECTIONS	GENERAL DIRECTIONS
		POUNDS ACTIVE	OUNCES ASSAIL 70WP INSECTICIDE		
POME FRUIT CROP GROUP Such as: Apple, Crabapple, Loquat, Mayhaw, Quince, Pear	Aphids	0.05 – 0.075	1.1 – 1.7	Aphid species may differ in susceptibility to this product. If you are unsure of the aphid species present and its susceptibility, use the higher rate. Woolly apple aphid may require use of higher rates and repeat applications.	Begin applications before insect populations reach damaging levels. Degree day models are good indicators that can be used to determine application timing and interval for leafminer, codling moth, and certain other insect pests.
	Tentiform Leafminer	0.05	1.1	Application(s) for leafminer control must be made before larvae reach the tissue feeding stage.	Thorough spray coverage is important to obtain optimum and extended control.
	Leafhoppers	0.05 - 0.075	1.1 - 1.7		
	Codling Moth	0.075 - 0.15	1.7 - 3.4	The use of horticultural oil in combination with ASSAIL 70 WP Insecticide has been shown to enhance control of codling moth.	Residual control of labeled pests varies by rate. Use the higher rate for optimal and extended control.
	Oriental Fruit Moth	0.1 – 0.15	2.3 – 3.4		The use of spray adjuvants, such as high quality non-ionic surfactants, enhances coverage and may improve pest control.
	Mealybug Psylla Mullein Plant Bug (Campylomma)	0.075 – 0.15	1.7 – 3.4	Summer applications may not effectively control Psylla. Application to prevent fruit damage from Mullein Plant Bug should be made at pink bud through bloom, prior to petal fall. Do not apply this product when bees are actively visiting the area to be treated.	Complete sprays (every row) are recommended. Use of a horticultural oil with ASSAIL 70 WP Insecticide may aid in managing mites, particularly when conditions for mite buildup are favorable. Also, consider the mite population history and the use of other products in the orchard that may predispose a mite population increase.
	European Apple Sawfly Japanese Beetle	0.1 – 0.15	2.3 – 3.4	For Japanese Beetle: adult beetles will stop feeding after application and mortality will occur within a few days.	

	Apple Maggot Plum Curculio San Jose Scale (suppression)	0.15	3.4	<p>For Apple Maggot, use of baited spheres is a good indicator that can be used to determine spray timing.</p> <p>For optimum control of Plum Curculio, an early petal fall application is necessary followed by one or two cover sprays during the egg-laying period.</p> <p>For best results against San Jose Scale time applications for the crawler stage.</p> <p>The addition of a horticultural oil is recommended for improved performance against San Jose Scale</p>	Consult your local Extension Service, Crop Advisor or Nippon Soda Co., Ltd. representative for additional information.
--	--	------	-----	--	--

RESTRICTIONS AND PRECAUTIONS: Pome Fruit

- For any of the pests listed above, use the high rate under heavy pest pressure.
- Do not make more than 4 applications per season.
- Do not apply more than once every 12 days.
- Do not apply less than 7 days before harvest (PHI = 7 days).
- Do not exceed a total of 0.60 lbs. active ingredient (13.5 ozs product) per acre per crop.

GRAPES

SPRAY VOLUME FOR GRAPES: Apply in a minimum finished spray volume of 5 gallons per acre by air or 20 gallons per acre by ground.

SITE	PEST	DOSAGE PER ACRE		SPECIFIC DIRECTIONS
		POUNDS ACTIVE	OUNCES ASSAIL 70WP INSECTICIDE	
GRAPES	Leafhoppers Glassywinged sharpshooter Aphids Mealybug (Grape, Obscure) EAST of Rocky Mountains Only Phylloxera (aerial form only) Banded Grape Bug Rose Chafer Japanese Beetle	0.05	1.1 For ASSAIL WSP Insecticide Only: (1 Packet)	Begin applications when treatment thresholds have been reached. Thorough coverage is important to obtain optimum control. For Mealybug control, apply ASSAIL WSP as crawlers/nymphs become active. For Japanese Beetle: Adult beetles will stop feeding after application and mortality will occur within a few days.

RESTRICTIONS AND PRECAUTIONS: Grapes

- Do not make more than 2 applications per season.
- Do not apply more than once every 14 days.
- Do not apply less than 7 days before harvest (PHI = 7 days).
- Do not exceed a total of 0.1 lb. active ingredient (2.3 ozs product) per acre per crop.

TUBEROUS AND CORM VEGETABLES**(Potato, Sweet Potato)**

SPRAY VOLUME FOR TUBEROUS AND CORM VEGETABLES: Apply in a minimum finished spray volume of 5 gallons per acre by air or 20 gallons per acre by ground.

SITE	PEST	DOSAGE PER ACRE		SPECIFIC DIRECTIONS
		POUNDS ACTIVE	OUNCES ASSAIL 70WP INSECTICIDE	
TUBEROUS AND CORM VEGETABLES CROP GROUP Such as: Potato, Sweet Potato, Arracacha, Arrowroot, Artichoke (Chinese and Jerusalem), Edible Canna, Cassava (Bitter and Sweet), Chayote (Root), Chufa, Dasheen, Ginger, Leren, Tanier, Tumeric, Yam Bean, True Yam	Aphids	0.044 – 0.075	1.0 – 1.7	Aphid species may differ in susceptibility to this product. If you are unsure of the aphid species present and its susceptibility, use the higher rate. Use higher rates under conditions of heavy pest pressure or dense foliage. Begin applications when pest treatment thresholds have been reached. Thorough coverage is important to obtain optimum control.
	Leafhoppers	0.025 - 0.075	0.6 - 1.7	
	Colorado Potato Beetle			
	Flea Beetle	0.025 – 0.05	0.6 – 1.1	
FOR USE AS AN OVICIDE	European Corn Borer	0.05	1.1	

RESTRICTIONS AND PRECAUTIONS: Tuberous and Corm Vegetables

- For any of the pests listed above, use the high rate under heavy pest pressure.
- Do not make more than 4 applications per season.
- Do not apply more than once every 7 days.
- Do not apply less than 7 days before harvest (PHI = 7 days).
- Do not exceed a total of 0.3 lb. active ingredient (7 ozs product) per acre per season.
- There are no rotational crop plantback restrictions for this product.

TOBACCO

SPRAY VOLUME FOR TOBACCO: Apply in a minimum finished spray volume of 5 gallons per acre by air or 20 gallons per acre by ground.

SITE	PEST	DOSAGE PER ACRE		SPECIFIC DIRECTIONS
		POUNDS ACTIVE	OUNCES ASSAIL 70WP INSECTICIDE	
TOBACCO	Leafhoppers	0.05	1.1	Aphid species may differ in susceptibility to this product. If you are unsure of the aphid species present and its susceptibility, use the higher rate. Begin applications when treatment thresholds have been reached.
	Aphids	0.025 – 0.075	0.6 – 1.7	
FOR USE AS AN OVICIDE	Bollworm	0.05	1.1	Thorough coverage is important to obtain optimum control.

RESTRICTIONS AND PRECAUTIONS: Tobacco

- Do not make more than 4 applications per season.
- Do not apply more than once every 7 days.
- Do not apply less than 7 days before harvest (PHI = 7 days).
- Do not exceed a total of 0.3 lb. active ingredient (6.8 ozs product) per acre per crop.

WARRANTY AND DISCLAIMER

Nippon Soda Co., Ltd. warrants that this material conforms to the chemical description on the label and is reasonably fit for the purposes referred to in the Directions for Use, subject to the risks referred to therein. NIPPON SODA CO., LTD. MAKES NO OTHER EXPRESS OR IMPLIED WARRANTY OF FITNESS OR MERCHANTABILITY OR ANY OTHER EXPRESS OR IMPLIED WARRANTY. IN NO CASE SHALL NIPPON SODA CO., LTD. OR SELLER BE LIABLE FOR CONSEQUENTIAL, SPECIAL OR INDIRECT DAMAGES RESULTING FROM THE USE OR HANDLING OF THIS PRODUCT INCLUDING, BUT NOT LIMITED TO, LOSS OF PROFITS, BUSINESS REPUTATION, OR CUSTOMERS; LABOR COST, OR OTHER EXPENSES INCURRED IN PLANTING OR HARVESTING.

Nippon Soda Co., Ltd. and seller offer this product and the buyer and user accept it subject to the foregoing conditions of sale and warranty which may be varied only by agreement in writing signed by a duly authorized representative of Nippon Soda.

ASSAIL is a Registered Trademark of Nippon Soda Co., Ltd.

**NISSO AMERICA INC.**

45 BROADWAY, SUITE 2120
NEW YORK, NY 10006

PHONE: (212) 490-0350

FAX: (212) 972-9361

May 10, 2005

Document Processing Desk [NOTIF]
Office of Pesticide Programs (7504C)
U.S. Environmental Protection Agency
1801 S. Bell Street
Arlington, VA 22202

Re: NOTIFICATION of Revision to Advisory Statements in the Tuberous and Corm Vegetable Crop Grouping and Tobacco Use Areas on the ASSAIL[®] 70 WP Insecticide Label (EPA Reg. No. 8033-23) as per PR Notice 98-10.

Dear Sir/Madam:

Nippon Soda Co., Ltd. is hereby notifying US EPA of a revision of rate advisory statements in tobacco and in the tuberous and corm vegetable crop group on the ASSAIL 70 WP Insecticide label (EPA Reg. No. 8033-23). Maximum previously approved rates are not exceeded.


The rate advisory for aphid control in the tuberous and corm vegetable crop group is refined (e.g., narrowed) but the highest rate allowed for aphids (1.7 ounces of product per acre) has not changed. Additionally for European corn borer control on tuberous and corm vegetables and bollworm control in tobacco, we are advising the user to only apply a single rate rather than offering a rate range. Again the highest EPA approved rate is not exceeded. Thus there is no change in overall maximum dose, concentration, timing, and frequency of application than was previously approved in the tuberous and corm vegetable crop group or tobacco.

There are no fees associated with this action.

Nippon Soda Co., Ltd. in care of Nisso America Inc. is submitting a copy of the revised label with the rate advisory statements being revised via notification as per PR Notices 98-10. The changes are highlighted for ease in review. Nippon Soda Co., Ltd. certifies that no other changes to the label have been made. We are also enclosing a completed notification form (EPA Form 8570-1), the most recent (April 25, 2005) stamp-approved label, and five loose copies of the proposed label for your convenience.

Thank you for processing this notification and should you have any questions please contact me directly at you earliest convenience via telephone at 212-490-0351 or e-mail at j.wrubel@nissoamerica.com.

Sincerely,


John J. Wrubel
Regulatory Affairs Director

encls.

