



U.S. ENVIRONMENTAL PROTECTION AGENCY

Office of Pesticide Programs
Registration Division (7505P)
1200 Pennsylvania Ave., N.W.
Washington, D.C. 20460

EPA Reg. Number:

7969-471

Date of Issuance:

7/8/21

NOTICE OF PESTICIDE:

Registration
 Reregistration
(under FIFRA, as amended)

Term of Issuance:

Conditional

Name of Pesticide Product:

Parivion WG Insecticide

Name and Address of Registrant (include ZIP Code):

Meshea Brodie
Product Registration Manager
BASF Corporation
26 Davis Drive
Research Triangle Park, NC 27709

Note: Changes in labeling differing in substance from that accepted in connection with this registration must be submitted to and accepted by the Registration Division prior to use of the label in commerce. In any correspondence on this product always refer to the above EPA registration number.


On the basis of information furnished by the registrant, the above named pesticide is hereby registered under the Federal Insecticide, Fungicide and Rodenticide Act.

Registration is in no way to be construed as an endorsement or recommendation of this product by the Agency. In order to protect health and the environment, the Administrator, on his motion, may at any time suspend or cancel the registration of a pesticide in accordance with the Act. The acceptance of any name in connection with the registration of a product under this Act is not to be construed as giving the registrant a right to exclusive use of the name or to its use if it has been covered by others.

This product is conditionally registered in accordance with FIFRA section 3(c)(7)(A). You must comply with the following conditions:

1. Submit and/or cite all data required for registration/reregistration/registration review of your product under FIFRA when the Agency requires all registrants of similar products to submit such data.

Signature of Approving Official:

Sincerely, 
Gene Benbow, Product Manager 7
Invertebrate & Vertebrate Branch 3
Registration Division (7505P)
Office of Pesticide Programs

Date:

7/8/21

2. You are required to comply with the data requirements described in the DCI identified below:

a. Dinotefuran GDCI-044312-1147

You must comply with all of the data requirements within the established deadlines. If you have questions about the Generic DCI listed above, you may contact the Chemical Review Manager in the Pesticide Reevaluation Division: <http://iaspub.epa.gov/apex/pesticides/f?p=chemicalsearch:1>

3. Make the following label changes before you release the product for shipment:

- Revise the EPA Registration Number to read, “EPA Reg. No. 7969-471.”

4. Submit one copy of the final printed label for the record before you release the product for shipment.

Should you wish to add/retain a reference to the company’s website on your label, then please be aware that the website becomes labeling under the Federal Insecticide Fungicide and Rodenticide Act and is subject to review by the Agency. If the website is false or misleading, the product would be misbranded and unlawful to sell or distribute under FIFRA section 12(a)(1)(E). 40 CFR 156.10(a)(5) list examples of statements EPA may consider false or misleading. In addition, regardless of whether a website is referenced on your product’s label, claims made on the website may not substantially differ from those claims approved through the registration process. Therefore, should the Agency find or if it is brought to our attention that a website contains false or misleading statements or claims substantially differing from the EPA approved registration, the website will be referred to the EPA’s Office of Enforcement and Compliance.

If you fail to satisfy these data requirements, EPA will consider appropriate regulatory action including, among other things, cancellation under FIFRA section 6(e). Your release for shipment of the product constitutes acceptance of these conditions. A stamped copy of the label is enclosed for your records. Please also note that the record for this product currently contains the following CSFs:

- Basic CSF dated 04/28/2020

If you have any questions, please contact Scott Campbell at Campbell.Scott@epa.gov

Enclosure

[Bracketed information is optional text.]

Dinotefuran	Group	4A	Insecticide
Alpha-cypermethrin	Group	3A	Insecticide

Parivion™ WG Insecticide

KILLS: American Cockroaches, Ants (including Argentine, Pharaoh, and Red Imported Fire), Asian Lady Beetles, Bed Bugs, Bees, Beetles, Boxelder Bugs, Brown Marmorated Stink Bugs, Carpenter Bees, Clover Mites, Confused Flour Beetles, Crickets, Earwigs, Filth Flies, Fleas, Flour Beetles, Fruit Flies (*Drosophila*), Grasshoppers, House Flies (adults and larvae), Indian Meal Moths, Millipedes, Mosquitoes, Psocids, Spiders (including Black Widow and Brown Recluse), and Stable Flies

FOR USE IN AND AROUND: Commercial, Industrial, Residential Areas, Buildings and Agricultural Buildings; Animal Confinement Buildings and Pens; Calf Hutches; Calving Pens; Campgrounds; Commercial Buildings; Dairy Areas; Milking Parlors; Dog Kennels; Egg Laying Facilities; Garbage Receptacles and Corrals; Grain Mills; Granaries; Hog Barns; Homes; Horse Barns and Arenas; Industrial Buildings; Meat Packing Plants; Milkhouses; Motels; Outdoor Living Areas; Poultry Houses; Rabbit Hutches; Recreational Areas; Theme Parks; Trailers; Transportation Equipment (Buses, Boats, Ships, Trains, Trucks, and Planes – cargo areas only); Utilities; and Washrooms

For pest control on poultry and livestock farms and other use areas

Active Ingredients*:

dinotefuran: N-methyl-N-[(tetrahydro-3-furanyl)methyl]guanidine. 20.0%

alpha-Cypermethrin: mixture of

(S)-α-cyano-3-phenoxybenzyl (1R,3R)-3-(2,2-dichlorovinyl)-2,2-dimethylcyclopropanecarboxylate
and

(R)-α-cyano-3-phenoxybenzyl (1S,3S)-3-(2,2-dichlorovinyl)-2,2-dimethylcyclopropanecarboxylate 10.0%

Other Ingredients: 70.0%

Total: 100.0%

* **Parivion™ WG insecticide** contains 0.20 lb active ingredient dinotefuran per pound and 0.10 lb active ingredient alpha-cypermethrin per pound formulated as a water-dispersible granule (WG).

EPA Reg. No. 7969-XXX

EPA Est. No.

**KEEP OUT OF REACH OF CHILDREN
CAUTION/PRECAUTION**

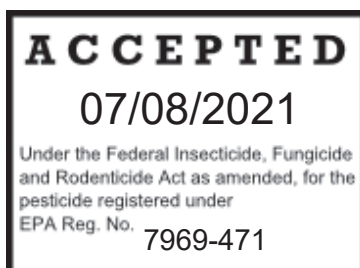
Si usted no entiende la etiqueta, busque a alguien para que se la explique a usted en detalle.
(If you do not understand the label, find someone to explain it to you in detail.)

See full label for **First Aid, Precautionary Statements, Directions For Use, Conditions of Sale and Warranty**, and/or state-specific use site restrictions.

In case of an emergency endangering life or property involving this product, call day or night 1-800-832-HELP (4357).

Net Contents:

BASF Corporation
26 Davis Drive
Research Triangle Park, NC 27709



BASF
We create chemistry

[Bracketed information is optional text.]

FIRST AID	
If swallowed	<ul style="list-style-type: none">• Call a poison control center or doctor immediately for treatment advice.• DO NOT give any liquid to the person.• DO NOT induce vomiting unless told to do so by a poison control center or doctor.• DO NOT give anything by mouth to an unconscious person.
If in eyes	<ul style="list-style-type: none">• Hold eyes open and rinse slowly and gently with water for 15 to 20 minutes.• Remove contact lenses, if present, after the first 5 minutes, then continue rinsing.• Call a poison control center or doctor for treatment advice.
If inhaled	<ul style="list-style-type: none">• Move person to fresh air.• If person is not breathing, call 911 or an ambulance; then give artificial respiration, preferably by mouth to mouth, if possible.• Call a poison control center or doctor for further treatment advice.
If on skin or clothing	<ul style="list-style-type: none">• Take off contaminated clothing.• Rinse skin immediately with plenty of water for 15 to 20 minutes.• Call a poison control center or doctor for treatment advice.
HOTLINE NUMBER	
Have the product container or label with you when calling a poison control center or doctor or going for treatment. You may also contact BASF Corporation for emergency medical treatment information: 1-800-832-HELP (4357).	

Precautionary Statements

Hazards to Humans and Domestic Animals

CAUTION. Harmful if swallowed. Causes moderate skin irritation. Causes moderate eye irritation. Avoid contact with eyes. Avoid contact with skin or clothing. Wash thoroughly with soap and water after handling and before eating, drinking, chewing gum, using tobacco, or using the toilet. Wear appropriate protective eyewear (may be specified).

Personal Protective Equipment (PPE)

Applicators and other handlers must wear:

- Long-sleeved shirt and long pants
- Shoes plus socks

Follow the manufacturer's instructions for cleaning and maintaining PPE. If no such instructions for washables exist, use detergent and hot water. Keep and wash PPE separately from other laundry.

Physical Chemical Hazards

DO NOT mix or allow coming in contact with Oxidizing agents or Reducing agents. Hazardous Chemical reaction may occur.

Environmental Hazards

This pesticide is toxic to aquatic invertebrates. **DO NOT** apply directly to water, or to areas where surface water is present or to intertidal areas below the mean high water mark. **DO NOT** apply when weather conditions favor drift from treated areas. Drift and runoff from treated areas may be hazardous to aquatic organisms in water adjacent to

treated areas. **DO NOT** dispose equipment washwaters or rinsate into a natural drain or water body. This product is toxic to honey bees. The persistence of residues and potential residual toxicity of dinotefuran in nectar and pollen suggests the possibility of chronic toxic risk to honey bee larvae and the eventual instability of the hive.

- This product is toxic to bees exposed to residues for more than 38 hours following treatment.
- **DO NOT** apply this product to blooming, pollen-shedding or nectar-producing parts of plants if bees may forage on the plants during this time period, unless the application is made in response to a public health emergency declared by appropriate state or federal authorities.

To protect the environment, **DO NOT** allow pesticide to enter or run off into storm drains, drainage ditches, gutters, or surface waters. Applying this product in calm weather when rain is not predicted for the next 24 hours will help to ensure that wind or rain does not blow or wash pesticide off the treatment area.


Groundwater Advisory

Dinotefuran and its degradate, MNG, have the properties and characteristics associated with chemicals detected in groundwater. The high water solubility of dinotefuran and its degradate, MNG, coupled with its very high mobility and resistance to biodegradation indicates that this compound has a strong potential to leach to the subsurface under certain conditions as a result of label use. Use of this chemical in areas where soils are permeable, particularly where the water table is shallow, may result in groundwater contamination.

PROTECTION OF POLLINATORS



APPLICATION RESTRICTIONS EXIST FOR THIS PRODUCT BECAUSE OF RISK TO BEES AND OTHER INSECT POLLINATORS. FOLLOW APPLICATION RESTRICTIONS FOUND IN THE DIRECTIONS FOR USE TO PROTECT POLLINATORS.

Look for the bee hazard icon  in the **Directions For Use** for each application site for specific use restrictions and instructions to protect bees and other insect pollinators.

This product can kill bees and other insect pollinators.

Bees and other insect pollinators will forage on plants when they flower, shed pollen, or produce nectar.

Bees and other insect pollinators can be exposed to this pesticide from:

- Direct contact during foliar applications, or contact with residues on plant surfaces after foliar applications.
- Ingestion of residues in nectar and pollen when the pesticide is applied as a seed treatment, soil, tree injection, as well as foliar applications.

When using this product take steps to:

- Minimize exposure of this product to bees and other insect pollinators when they are foraging on pollinator attractive plants around the application site.
- Minimize drift of this product onto beehives or to off-site pollinator attractive habitat. Drift of this product onto beehives or off-site to pollinator attractive habitat can result in bee kills.

Information on protecting bees and other insect pollinators may be found at the Pesticide Environmental Stewardship website at: <http://pesticidestewardship.org/PollinatorProtection/Pages/default.aspx>.

Pesticide incidents (for example, bee kills) must immediately be reported to the state/tribal lead agency. For contact information for your state, go to: <https://aapco.org/2015/07/28/resources-2/>. Pesticide incidents must also be reported to the National Pesticide Information Center at: www.npic.orst.edu or directly to EPA at: beekill@epa.gov.

Directions For Use

It is a violation of federal law to use this product in a manner inconsistent with its labeling. Read the entire label. Use strictly in accordance with precautionary statements and directions, and with applicable state and federal regulations.



DO NOT apply **Parivion™ WG** insecticide while bees are foraging. **DO NOT** apply **Parivion WG** to plants that are flowering. Only apply after all flower petals have fallen off.

- All outdoor applications must be limited to spot or **Crack & Crevice®** treatments only, except for the following permitted uses:
 1. Applications to soil or vegetation;
 2. Applications to the side of a man-made structure, up to 2 feet above ground level;
 3. Perimeter band treatments of 7 feet wide or less from the base of a man-made structure to pervious surfaces (e.g., soil, mulch, or lawn);
 4. Applications to the underside of eaves, soffits, doors, or windows permanently protected from rainfall by a covering, overhang, awning, or other structure;
 5. Applications around potential exterior pest entry points into man-made structures such as doorways and windows, when limited to a band not to exceed one inch;
 6. Applications to vertical surfaces directly above pervious surfaces such as bare soil, lawn, turf, mulch or other vegetation, and not over a hard impervious surface (e.g., driveways, sidewalks), drainage, or other condition that could result in runoff into storm drains, drainage ditches, gutters, or surface waters, to control occasional invaders or aggregating pests.

STORAGE AND DISPOSAL

DO NOT contaminate water, food, or feed by storage or disposal or cleaning of equipment.

Pesticide Storage

Store in a cool, dry area away from heat or open flame.

Pesticide Disposal

Wastes resulting from the use of this product may be disposed of on site or at an approved waste disposal facility. If these wastes cannot be disposed of according to label instructions, contact your State Pesticide or Environmental Control Agency, or the Hazardous Waste representatives at the nearest EPA Regional Office for guidance.

Container Handling

[Single-use Packets]

[Nonrefillable container. DO NOT reuse or refill this container. Offer empty packet for recycling, if available, or dispose of in the trash or by incineration.]

(continued)

STORAGE AND DISPOSAL *(continued)*

Container Handling *(continued)*

[Water Soluble Package]

[Water soluble packages should be placed directly into the spray tank containing some water.]

[For plastic containers]

Nonrefillable Container. DO NOT reuse or refill this container. Triple rinse container promptly after emptying; then offer for recycling, if available, or reconditioning, if appropriate, or puncture and dispose of in a sanitary landfill, or by incineration, or by other procedures approved by state and local authorities.

For foil overpackaging

Nonrefillable Container. DO NOT reuse or refill this container. After completely emptying container into application equipment, dispose of empty bag in a sanitary landfill, or by incineration, or by other procedures approved by state and local authorities.]

[Resealable Plastic Bottle]

Nonrefillable container. DO NOT reuse or refill this container. Triple rinse container promptly after emptying; then offer for recycling, if available, or puncture and dispose of in a sanitary landfill, or by incineration, or by other procedures approved by state and local authorities. **If partly filled:** Call your local solid waste agency for disposal instructions. Never place unused product down any indoor or outdoor drain.

Triple rinse container as follows:

Triple rinse containers small enough to shake (capacity ≤ 5 gallons) as follows: Empty the remaining contents into application equipment or a mix tank. Fill the container 1/4 full with water and recap. Shake for 10 seconds. Pour rinsate into application equipment or a mix tank or store rinsate for later use or disposal. Drain for 10 seconds after the flow begins to drip. Repeat this procedure two more times.

In Case of Emergency

In case of large-scale spill of this product, call:

- CHEMTREC 1-800-424-9300
- BASF Corporation 1-800-832-HELP (4357)

In case of medical emergency regarding this product, call:

- Your local doctor for immediate treatment
- Your local poison control center (hospital)
- BASF Corporation 1-800-832-HELP (4357)

Steps to take if material is spilled:

- For solid (dry powder) spills - Clean up dry powder resulting from water soluble package breakage by carefully sweeping material into a pile and placing it in an appropriate container. Avoid dust generation.

Product Information

Parivion™ WG insecticide is a water-dispersible granule product containing two active ingredients, dinotefuran and alpha-cypermethrin for control of insects in and around various use sites. **Parivion WG** may be used as part of a preventative program or in anticipation of a pest problem associated with a structure or an event. Heavy applications may leave a visible deposit. On some surfaces, this can be removed with a damp cloth or sponge and disposed of in the garbage. Results from testing suggest that any surface which is not damaged by water will not be damaged by this product but testing a small area prior to larger scale application is recommended.

[This product is formulated as a dry granule and is packaged in water soluble packages (packs). Packs are contained within a resealable plastic overpack container.

- Handle the WSP in a manner that protects package from breakage and/or unintended release of contents. If package is broken, put on PPE required for clean-up and then continue with mixing instructions.
- Keep the WSP in outer packaging until just before use.
- Keep the WSP dry prior to adding to the spray tank.
- Handle with dry gloves and according to the label instructions for PPE.
- Keep the WSP intact. **DO NOT** cut or puncture the WSP.

NOTE: if a pack gets wet before placement in the spray tank, return the 'wet' pack to the resealable overpack container. Then pour the contents of the 'wet' pack directly into the spray tank from the resealable plastic overpack container and follow mixing instructions.

NOTE: Unused packs must be re-sealed in the plastic overpack container.]

Mode of Action

Dinotefuran and alpha-cypermethrin are classified by IRAC (Insecticide Resistance Action Committee) as target site-of-action **Group 4A** and **Group 3A**, respectively. Dinotefuran is a systemic, neonicotinoid which is a nicotinic acetylcholine receptor (nAChR) competitive modulator and acts on insect nerve function. Alpha-cypermethrin is a pyrethroid, which is a sodium channel modulator which acts on nerve function.

Resistance Management

For resistance management, **Parivion WG** contains **Group 4A** and **Group 3A** insecticides. Any insect population may contain individuals naturally resistant to **Parivion WG** and other **Group 4A** and **Group 3A** insecticides. A gradual or total loss of insect control may occur over time if these insecticides are used repeatedly in the same treatment areas. Appropriate resistance-management strategies should be followed.

[Bracketed information is optional text.]

Application Instructions

- For **Parivion™ WG insecticide** to be most effective, apply at the first sign of insect pests and before the buildup of heavy pressure.
- Apply **Parivion WG** as a void, **Crack & Crevice®**, spot, general surface, or perimeter application.
- Reapplications may be made at 7-day intervals when applying as a **Crack & Crevice**, void or spot treatment, or at 7-day intervals when applying as a general surface treatment.
- Application equipment must be cleaned thoroughly before and after applying this product, particularly if a product was used before application of **Parivion WG**. Flush system with clean water.

Mixing Order

For best results, thoroughly clean spray equipment before using.

1. When diluting, first fill the spray tank halfway with water.
2. Add the appropriate rate of **Parivion WG** to the spray tank. (For example, using 19 grams of **Parivion WG** in one gallon of water treats 1,000 sq. ft. If using spray equipment that covers 1,000 sq. ft. with less than one gallon of water, make sure that the mixture still contains 19 grams of **Parivion WG**.)
3. When emptying the container of **Parivion WG**, triple rinse with water, shake well, and add the rinsate to the spray tank. Dispose of the empty container according to local guidelines.
4. Fill the spray tank to the desired level and agitate thoroughly.

Maintain constant agitation during mixing and application. If the spray mixture is allowed to settle for any period of time, thorough agitation is essential to resuspend the mixture before spraying is resumed. If spray screens are used, they should be 50 mesh or larger.

Spray Dilution Chart for Pest Control	
Amount of Finished Spray (gallons)	0.15% Spray Concentrate (grams)
1	19.0
3	57.0
5	95.0
10	190.0

[**Single-use Packets:** 0.67 ounce (19 grams) packet/ 2.01 ounces (57 grams) packet/6.70 ounces (190 grams) packet (for use in a power spray rig or large spray tank).

1. Add approximately 1/2 of the water to the spray tank.
2. Tear open the packet and add contents to water, then complete the filling of the spray tank.

3. Agitate the tank until the product is completely dissolved.
4. Reagitate finished dilution if application is interrupted for an extended period of time.]

[Water Soluble Packages

To prepare the spray mixture, remove the packs from the overpack container and mix in the following manner:

1. Fill the spray tank 1/4 to 1/3 full with water.
2. Add the specified number of packs. Refer to table to determine the specified number of packs and water to add to prepare the desired amount of finished dilution and mix thoroughly.
3. Add remaining amount of water.
4. Mix until all packs in the spray tank have dissolved and the product has completely dispersed. Depending on the water temperature and thoroughness of agitation, packs should dissolve within a few minutes after they were added to the water. **NOTE:** Packs dissolve slower in cold water.]

Void/Crack & Crevice Application

To treat listed insects harbored in cracks, crevices, and voids, apply by mist, foam or spray with equipment designed for void applications.

Follow the manufacturer's recommendations for proper equipment set-up and operating pressures. Place the tip of the applicator at or into the crack or crevice to be treated. Apply product in short bursts while keeping tip in position. Allow the air stream to push insecticide deep into void(s). Apply in such a manner to limit dripping and runoff on structural surfaces and plants.

Spot Application

Spot treatment is application to limited areas on which labeled or listed insects are likely to occur, but will not be in contact with food or utensils and will not ordinarily be contacted by workers. These areas may occur on floors, walls, and bases or undersides of equipment. Spot treatments must not exceed two sq. feet in size (2 ft. by 1 ft.), not to exceed 10% of the entire treatment area. Apply at the rate of 1 gallon per 1,000 sq. ft. or to the point of runoff. Apply directly on pests in these locations when possible.

Perimeter Application

Apply **Parivion WG** as a perimeter application for outdoors and livestock housing. Treat a band of soil up to 7 feet wide around and adjacent to the building. Also treat the building foundation to a height of 2 feet where labeled or listed pests are active and may find entrance. Treat other pest entry points such as doors; windows; under siding, decks, and eaves of structure. This product may be applied in compressed air, backpack, or power spray equipment. Make an application rate of 19 grams of product per 1,000 sq. ft. Apply in a sufficient amount of water

[Bracketed information is optional text.]

to adequately cover the area being treated. Application should be made in such a manner to limit dripping and runoff on structural surfaces and plants.

Residual Control

Apply in non-food/feed areas include areas such as garage rooms, lavatories, floor drains (to sewers), entries and vestibules, offices, locker rooms, machine rooms, boiler rooms, garages, mop closets and storage areas (after packaging, canning or bottling).

Apply as a **Crack & Crevice**[®], void, spot or general treatment to surfaces such as baseboards, under elements of construction, stainless steel equipment, shelving, machinery, storage areas, pallets, tables, chairs and other areas where listed pests may be harboring, traveling, breeding or entering the structure. Reapplications may be made at 7-day intervals when applying as a **Crack & Crevice**, void or spot treatment, or at 7-day intervals when applying as a general surface treatment. This product can also be used as a preventative treatment for areas likely to have future infestations.

Restrictions

- **DO NOT** apply water-based sprays of this product to conduits, motor housing, junction and switch boxes, or other electrical equipment because of possible shock hazard. **DO NOT** spray where electrical short circuits might result, such as wall outlets, conduits, etc.
- **DO NOT** apply to humans, their clothing, or bedding.
- **DO NOT** allow children or pets to contact treated surfaces until spray has dried.
- **DO NOT** use on household pets. Cover fish tanks prior to application.
- **DO NOT** contaminate food, feedstuffs, or water supply. **DO NOT** contaminate food preparation surfaces, kitchen utensils, dishes, or food storage containers. Cover any food/feed contact surfaces in the treatment area during treatment or thoroughly clean before using.
- **DO NOT** apply by ground within 25 feet, or by air within 150 feet of lakes, reservoirs, rivers, permanent streams, marshes or natural ponds, estuaries and commercial fish farm ponds.
- **DO NOT** use in outdoor residential misting systems.
- **DO NOT** apply this product through any type of irrigation system.
- **DO NOT** make applications during rain. Avoid making applications when rainfall is expected within 24 hours to allow product sufficient time to dry. **DO NOT** apply or irrigate to the point of run-off.
- Excessive rainfall within 24 hours after application may cause unintended run-off of pesticide application.

- **DO NOT** apply directly to impervious horizontal surfaces such as sidewalks, driveways, and patios except as a spot or **Crack & Crevice** treatment. During application, **DO NOT** allow pesticide to enter or run off into storm drains, drainage ditches, gutters, or surface waters.
- **DO NOT** apply to lactating or food animals.
- **DO NOT** contaminate milk, feed, or drinking water.
- Remove all animals prior to making applications to housing or separate them from areas to be treated.
- **DO NOT** apply or allow insecticide to drift onto animals.
- **DO NOT** allow animals to enter treated areas until surfaces are dry.
- **DO NOT** apply this product, by any application method, to linden, basswood or other *Tilia* species in the State of Oregon.

Indoor Use (Including Livestock Housing)

Use as a **Crack & Crevice** residual product where labeled or listed pests may be hiding, living, and breeding and/or for selected spot application. For **Crack & Crevice** and void applications, apply a sufficient volume of mist, foam or spray to ensure adequate coverage.

Bed Bugs

Apply to cracks and crevices where evidence of bed bugs occurs. This includes poultry housing, bed frames, box springs, inside empty dressers and clothes closets, carpet edges, high and low wall moldings, and wallpaper edges. **DO NOT** use this product on pillows, bed linens, or clothes. Remove all clothes and other articles from dressers or clothes closets before application. Allow all treated areas to dry thoroughly before use. Not recommended for use as sole protection against bed bugs.

American Cockroaches, Crickets, Earwigs, Millipedes, Psocids, and Spiders (including Black Widow and Brown Recluse)

Make spot treatment and/or **Crack & Crevice** injections into hiding places such as cracks and crevices, void areas, moist areas, openings around pipes and sinks, and under refrigerators and shelves.

Flies (Fruit and House)

Make spot applications on surfaces where flies rest in the dark at night or frequent during the day, such as window frames, screens, trash cans, ceilings, and upper wall surfaces.

Ants

Inject cracks, crevices, and voids where ants may be traveling and/or harboring, including, but not limited to, around doors, window frames, and other structural cracks, crevices, and voids. Spot treatment of trails and feeding areas may also be made.

[Bracketed information is optional text.]

Stored Product Pests (Exposed Adult and Immature Stages)

Before storing products, treat warehouses, production facilities, storage areas, rail cars, truck beds, and other areas where products are stored. Apply as a spot and/or **Crack & Crevice**[®] treatment to cracks, crevices, and surfaces where labeled or listed pests have been seen or may have harborage. This product may be used to treat grain storage facilities and other listed areas for stored product pest control.

Cleaning areas prior to use of this product will increase levels of control. Remove and destroy any foodstuffs infested with pests.

Indoor and Outdoor Use (Including Livestock Housing)

In the state of New York, **DO NOT** apply outdoors except for **Crack & Crevice** or spot treatments to structural components, stumps, utility poles, and fences.

May be used in and on outside surfaces of outer buildings. **DO NOT** apply to lactating or food animals. **DO NOT** contaminate milk, feed, or drinking water. Remove all animals prior to making applications to housing or separate them from areas to be treated. **DO NOT** apply or allow insecticide to drift onto animals. **DO NOT** allow animals to enter treated areas until surfaces are dry.

Active and Hibernating Stages of Asian Lady Beetles, Boxelder Bugs, Clover Mites, and Cluster Flies

As a preventative or remedial treatment, inject cracks, crevices and/or voids where these pests are or may harbor or hibernate. Treatable areas include, but are not limited to, cracks and crevices in weep holes, wall voids, around window and door frames, and under siding. Treat wall area around entry points on exterior where pests congregate.

Bees

As a preventative or remedial treatment to help prevent these insects from building nests or workers from congregating on structures, follow perimeter application directions under the **Perimeter Application** section of the label. Pay particular attention to soffit and eave areas.

For treatment of nests inside wall voids, inject into the nest sufficient quantity to treat the complete nest. More than one point of application maybe required. Most applications should require no more than 1/2 gallon of diluted material. Pay particular attention to what the water may contact such as electrical wiring. **DO NOT** use where there is a shock hazard.

Protective equipment for the applicator may be required to help prevent stinging. The best time to treat is late in the day. Colony should be dead in two to three days.

House Flies (adults and larvae), Stable Flies

Treat known fly resting areas including ceilings, screens, upper corners of the area, around windows and doors, on posts, and light fixtures on outdoor surfaces and in animal areas such as dog kennels, hog barns, horse barns, poultry buildings, rabbit hutches, dairy areas, milkhouses, calf hutches, calving pens, and milking parlors, contacting as many insects as possible. Pay attention to animal areas including fence railings, alleyways, stanchions, pipes, windows, and doors, and other areas where flies congregate. Apply finished dilution at a rate of 19 grams of product per 1,000 sq. ft. in an adequate amount of water. For best management practices, initiate treatments at the beginning of the fly season and repeat during periods of heavy fly activity, but not more than once per week. Applications must be at least 7 days apart. For best management practices, spray in early morning when flies are resting.

Outdoor Use (Including Livestock Housing)

This product may be used on outdoor surfaces and/or as a crack, crevice, and void treatment of buildings, porches, window frames, eaves, patios, garages, garbage dumps, and other areas where labeled or listed pests are or may congregate or enter premises. This product can also be used in outdoor void areas such as meter boxes and manholes. For **Crack & Crevice** and void applications, apply a sufficient volume of mist, foam or spray to ensure adequate coverage.

In the state of New York, **DO NOT** apply outdoors except for **Crack & Crevice** or spot treatments to structural components, stumps, utility poles, and fences.

Suggested Mixing Chart for Larger Tank Sizes	
Tank Size (gallons)	Suggest Amount of Product per Tank (grams)
15	285
25	475
50	950
100	1900

When application to depth is required (e.g. for under coarse aggregate, mulch) product can be applied at a rate of no more than 19 grams of product in enough water to cover 1,000 sq. ft. for every 6 inches of depth up to 1 ft. **DO NOT** allow run-off or pooling.

Spray Drift Advisory

Handheld Technology Applications:

- Take precautions to minimize spray drift.

[Bracketed information is optional text.]

Flies (House and Stable)

Inspect and treat where activity is detected including outside surfaces of screens, doors, window frames, or wherever flies enter, contacting as many insects as possible. Also treat surfaces on porches, in garages, and other places where insects are known to congregate. Reapply as necessary, but not more than once per week. Applications must be at least 7 days apart. Treat known resting areas such as ceilings, upper corners of the area, around windows and doors, and other surfaces. Treat inside and outside surfaces of dumpsters and other trash holding containers. Treat trash storage areas. Apply so as to lightly moisten the target surface, contacting as many insects as possible. For best results, begin treatments at the start of the fly season and repeat during periods of heavy fly activity.

Mosquitoes (including those that may transmit Zika, Dengue, Chikungunya and West Nile virus)

Not for use in wide area local, state, or federal mosquito control programs. To control adult mosquitoes, use handheld, backpack, or power sprayers only. Not for use with truck mounted cold aerosol ULV sprayers, handheld cold aerosol ULV sprayers or thermal fogging devices. **DO NOT** apply by aircraft. **DO NOT** apply through any kind of irrigation and/or lawn sprinkler systems. May use up to 100 gallons of finished dilution per acre. Treat shrubbery, vegetation, and other areas where mosquitoes may rest.

Shrubbery and vegetation around stagnant pools, marshy areas, ponds, and shorelines may be treated if applied as a wet spray. Apply only to the point of runoff. Direct application of this product to any body of water is prohibited.

Carpenter Bees

Locate entrance holes. Treat galleries through entrance holes. Seal bee entrances after application.

Crawling Insects (including Ants, American Cockroaches, Crickets, and Earwigs)

Apply in outdoor areas which are landscaped, planted, mulched, or unmaintained. Repeat applications as infestation warrants and as reinfestations occur, but not more than twice per week.

Applications must be at least 7 days apart. Apply to cracks and crevices where pests may enter premises. Areas to be treated include weep holes; under siding; wall voids; soffits; around attic vents; cracks and crevices; and openings around windows, doors, and pipes. Treatment of infested fences and tree holes is permitted.

For ants, make spot and/or **Crack & Crevice**[®] applications to any foraging trails, nests or mounds where ants are present. Make spot and/or **Crack & Crevice** applications to exterior areas where ants may enter a structure. Where possible, directly apply to ant nests or infested wood or trees. Curative broadcast applications can be made to yards, lawns, fields, parks, cemeteries, landscaping and structures. To help prevent infestations, make exterior structural area applications according to this label.

Fleas

Treat infested areas.

Apply to yards, porches, patios, or other areas of habitation for fleas, especially areas that pests frequent, directly contacting fleas. Pay particular attention to shaded areas with low protective covering such as under bushes, under decks, lawn furniture, lawn ornaments and other landscape materials. Apply to pet entry areas such as steps and stoops and other areas where pets rest or sit for extended periods of time. **DO NOT** treat pets with this product.

[Bracketed information is optional text.]

Conditions of Sale and Warranty

The **Directions For Use** of this product reflect the opinion of experts based on field use and tests. The directions are believed to be reliable and must be followed carefully. However, it is impossible to eliminate all risks inherently associated with the use of this product. Ineffectiveness or other unintended consequences may result because of such factors as environmental conditions, presence of other materials, or use of the product in a manner inconsistent with its labeling, all of which are beyond the control of BASF CORPORATION ("BASF") or the Seller. To the extent consistent with applicable law, all such risks shall be assumed by the Buyer. BASF warrants that this product conforms to the chemical description on the label and is reasonably fit for the purposes referred to in the **Directions For Use**, subject to the inherent risks, referred to above. **TO THE EXTENT CONSISTENT WITH APPLICABLE LAW: (A) BASF MAKES NO OTHER WARRANTIES EXPRESS OR IMPLIED, INCLUDING WARRANTIES OF FITNESS FOR PARTICULAR PURPOSE OR MERCHANTABILITY, (B) BUYER'S EXCLUSIVE REMEDY AND BASF'S AND SELLER'S EXCLUSIVE LIABILITY, WHETHER IN CONTRACT, TORT, NEGLIGENCE, STRICT LIABILITY, OR OTHERWISE, SHALL BE LIMITED TO REPAYMENT OF THE PURCHASE PRICE OF THE PRODUCT, AND (C) BASF AND THE SELLER DISCLAIM ANY LIABILITY FOR CONSEQUENTIAL, INCIDENTAL, SPECIAL OR INDIRECT DAMAGES RESULTING FROM THE USE OR HANDLING OF THIS PRODUCT.** BASF and the Seller offer this product, and the Buyer and User accept it, subject to these **Conditions of Sale and Warranty** which may be varied only by agreement in writing signed by a duly authorized representative of BASF. PCS915

Crack & Crevice is a registered trademark of BASF.
Parivion is a trademark of BASF.

© 2021 BASF Corporation
All rights reserved.

0007969-00XXX.20200409d.NVA 2019-04-625-0167

BASF Corporation
26 Davis Drive
Research Triangle Park, NC 27709


We create chemistry