



UNITED STATES ENVIRONMENTAL PROTECTION AGENCY
WASHINGTON, DC 20460

OFFICE OF CHEMICAL SAFETY
AND POLLUTION PREVENTION

August 24, 2017

Craig D. Kleppe
Product Registration Manager
BASF Corporation
26 Davis Drive, PO Box 13528
Research Triangle Park, NC 27709

Subject: Label Amendment – Adding recently approved uses
Product Name: Zidua SC Herbicide
EPA Registration Number: 7969-374
Application Date: 6/1/2017
Decision Number: 530336

Dear Craig D. Kleppe:

The amended label referred to above, submitted in connection with registration under the Federal Insecticide, Fungicide and Rodenticide Act, as amended, is acceptable. This approval does not affect any conditions that were previously imposed on this registration. You continue to be subject to existing conditions on your registration and any deadlines connected with them.

A stamped copy of your labeling is enclosed for your records. This labeling supersedes all previously accepted labeling. You must submit one copy of the final printed labeling before you release the product for shipment with the new labeling. In accordance with 40 CFR 152.130(c), you may distribute or sell this product under the previously approved labeling for 18 months from the date of this letter. After 18 months, you may only distribute or sell this product if it bears this new revised labeling or subsequently approved labeling. "To distribute or sell" is defined under FIFRA section 2(gg) and its implementing regulation at 40 CFR 152.3.

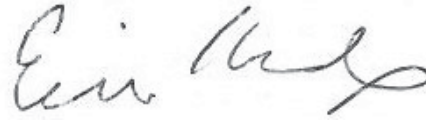
Should you wish to add/retain a reference to the company's website on your label, then please be aware that the website becomes labeling under the Federal Insecticide Fungicide and Rodenticide Act and is subject to review by the Agency. If the website is false or misleading, the product would be misbranded and unlawful to sell or distribute under FIFRA section 12(a)(1)(E). 40 CFR 156.10(a)(5) list examples of statements EPA may consider false or misleading. In addition, regardless of whether a website is referenced on your product's label, claims made on the website may not substantially differ from those claims approved through the registration process. Therefore, should the Agency find or if it is brought to our attention that a website contains false or misleading statements or claims substantially differing from the EPA approved registration, the website will be referred to the EPA's Office of Enforcement and Compliance.

Your release for shipment of the product constitutes acceptance of these conditions. If these conditions are not complied with, the registration will be subject to cancellation in accordance

Page 2 of 2
EPA Reg. No. 7969-374
Decision No. 530336

with FIFRA section 6. If you have any questions, please contact Nathan Mellor by phone at 703-347-8562, or via email at mellor.nathan@epa.gov.

Sincerely,

A handwritten signature in black ink, appearing to read "Erik Kraft". The signature is fluid and cursive, with the first name "Erik" being more prominent than the last name "Kraft".

Erik Kraft, Product Manager 24
Fungicide and Herbicide Branch
Registration Division (7505P)
Office of Pesticide Programs

Enclosure



Zidua® SC

Herbicide

A selective residual herbicide for use in agricultural crops

Active Ingredient:

pyoxasulfone: 3-[[[5-(difluoromethoxy)-1-methyl-3-(trifluoromethyl)-1H-pyrazol-4-yl]methyl]sulfonyl]-4,5-dihydro-5,5-dimethylisoxazole 41.46%

Other Ingredients: 58.54%

Total: 100.00%

Contains 4.17 pounds of pyoxasulfone per gallon formulated as a water-based suspension concentrate

EPA Reg. No. 7969-374

EPA Est. No.

KEEP OUT OF REACH OF CHILDREN CAUTION/PRECAUTION

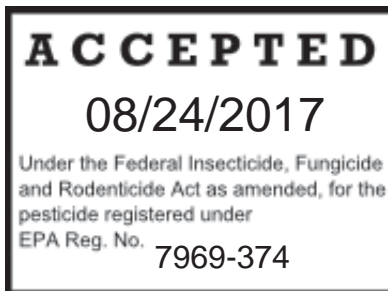
Si usted no entiende la etiqueta, busque a alguien para que se la explique a usted en detalle. (If you do not understand the label, find someone to explain it to you in detail.)

See inside for complete **First Aid, Precautionary Statements, Directions For Use, Conditions of Sale and Warranty**, and state-specific crop and/or use site restrictions.

In case of an emergency endangering life or property involving this product, call day or night 1-800-832-HELP (4357).

Shake container well before use.

Net Contents:



FIRST AID

If swallowed	<ul style="list-style-type: none">• Call a poison control center or doctor immediately for treatment advice.• Have person sip a glass of water if able to swallow.• DO NOT induce vomiting unless told to do so by the poison control center or doctor.• DO NOT give anything to an unconscious person.
If on skin	<ul style="list-style-type: none">• Take off contaminated clothing.• Rinse skin immediately with plenty of water for 15 to 20 minutes.• Call a poison control center or doctor for treatment advice.
If in eyes	<ul style="list-style-type: none">• Hold eyes open and rinse slowly and gently with water for 15 to 20 minutes.• Remove contact lenses, if present, after first 5 minutes; then continue rinsing.• Call a poison control center or doctor for treatment advice.
If inhaled	<ul style="list-style-type: none">• Move person to fresh air.• If person is not breathing, call 911 or an ambulance; then give artificial respiration, preferably by mouth to mouth if possible.• Call a poison control center or doctor for further treatment advice.
HOTLINE NUMBER	
Have the product container or label with you when calling a poison control center or doctor or going for treatment. You may also contact BASF Corporation for emergency medical treatment information at 1-800-832-HELP (4357).	

Precautionary Statements

Hazards to Humans and Domestic Animals

CAUTION. Harmful if swallowed. Wash thoroughly with soap and water after handling and before eating, drinking, chewing gum, using tobacco, or using the toilet.

Personal Protective Equipment (PPE)

Applicators and other handlers must wear:

- Long-sleeved shirt and long pants
- Chemical-resistant gloves made of any waterproof material including barrier laminate, butyl rubber ≥ 14 mils, nitrile rubber ≥ 14 mils, neoprene rubber ≥ 14 mils, natural rubber ≥ 14 mils, polyethylene, polyvinyl chloride ≥ 14 mils, or viton ≥ 14 mils
- Shoes plus socks

For aerial application, mixers and loaders must also wear a minimum of a NIOSH approved filtering face piece respirator with any N filter (TC-84A). You can also use other NIOSH approved particulate respirators that offer more protection, including a half face or full face respirator with any filter or a powered air purifying respirator with an HE filter. For more information about these options, see www.epa.gov/pesticide-respirators.

Follow manufacturer's instructions for cleaning/maintaining PPE. If no such instructions exist for washables, use detergent and hot water. Keep and wash PPE separately from other laundry. Remove and wash contaminated clothing before reuse. Discard clothing and other absorbent materials that have been drenched or heavily contaminated with this product's concentrate. **DO NOT** reuse them.

Engineering Controls

When handlers use closed systems or enclosed cabs that meet the requirements listed in the Worker Protection

Standards (WPS) for agricultural pesticides [40 CFR 170.240(d)(4-6)], the handler PPE requirements may be reduced or modified as specified in the WPS.

USER SAFETY RECOMMENDATIONS

Users should:

- Remove clothing/PPE immediately if pesticide gets inside. Then wash thoroughly and put on clean clothing.
- Remove PPE immediately after handling this product. Wash the outside of gloves before removing. As soon as possible, wash thoroughly and change into clean clothing.

Environmental Hazards

DO NOT apply directly to water, to areas where surface water is present, or to intertidal areas below the mean high water mark. **DO NOT** contaminate water when disposing of equipment washwater or rinsate.

Drift and runoff may be hazardous to aquatic organisms in water adjacent to treated areas.

Groundwater Advisory

This chemical has properties and characteristics associated with chemicals detected in groundwater. This chemical may leach into groundwater if used in areas where soils are permeable, particularly where the water table is shallow.

Surface Water Advisory

DO NOT apply directly to water, to areas where surface water is present, or to intertidal areas below the mean high water mark. Drift and runoff may be hazardous to aquatic organisms in water adjacent to treated areas. **DO NOT** contaminate water when disposing of equipment washwater or rinsate. This product may impact surface water quality due to runoff or rainwater. This is especially true for poorly draining soils and soils with shallow groundwater.

This product is classified as having a high potential for reaching surface water via runoff for several months or more after application. A level, well-maintained vegetative buffer strip between areas to which this product is applied and surface water features including ponds, streams, and springs will reduce potential loading of pyrooxasulfone and its degradation product, [5-(difluoromethoxy)-1-methyl-3-(trifluoromethyl)-1H-pyrazol-4-yl]methanesulfonic acid (M1), from runoff water and sediment. Runoff of this product will be reduced by avoiding application when rainfall is forecast to occur within 48 hours.

Point-source Contamination. To prevent point-source contamination, **DO NOT** mix or load this or any other pesticide within 50 feet of wells (including abandoned wells and drainage wells, sinkholes, perennial or intermittent streams and rivers, and natural or impounded lakes and reservoirs). This setback does not apply to properly capped or plugged abandoned wells and does not apply to impervious pad or dike mixing/loading areas as described below. Mixing, loading, rinsing, or washing operations performed within 50 feet of a well are allowed only when conducted on an impervious pad constructed to withstand the weight of the heaviest load that may be on or move across the pad. The pad must be self-contained to prevent surface water flow over or from the pad. The pad capacity must be maintained at 110% of that of the largest pesticide container or application equipment used on the pad and have sufficient capacity to contain all product spills, equipment or container leaks, equipment washwater, and rainwater that may fall on the pad. The containment capacity does not apply to vehicles delivering pesticide shipments to the mixing/loading site. States may have in effect additional requirements regarding wellhead setbacks and operational containment.

Care must be taken when using this product to prevent back-siphoning into wells, spills, or improper disposal of excess pesticide, spray mixes, or rinsates. Check valves or anti-siphoning devices must be used on all mixing equipment.

Endangered Species Protection Requirements

This product may have effects on federally listed threatened or endangered plant species or their critical habitat. When using this product, you must follow the measures contained in the Endangered Species Protection Bulletin for the county or parish in which you are applying the pesticide. To determine whether your county or parish has a Bulletin, and to obtain that Bulletin, consult <http://www.epa.gov/espp/>, or call 1-844-447-3813 no more than 6 months before using this product. Applicators must use Bulletins that are in effect in the month in which the pesticide will be applied. New Bulletins will generally be available from the above sources 6 months before their effective dates.

Directions For Use

It is a violation of federal law to use this product in a manner inconsistent with its labeling.

Read the entire label. Use strictly in accordance with precautionary statements and directions and with applicable state and federal regulations.

DO NOT apply this product in a way that will contact workers or other persons, either directly or through drift. Only protected handlers may be in the area during application. For any requirements specific to your state or tribe, consult the agency responsible for pesticide regulation.

Failure to follow directions and precautions on this label may result in crop injury, poor weed control, and/or illegal residues.

AGRICULTURAL USE REQUIREMENTS

Use this product only in accordance with its labeling and with the Worker Protection Standard, 40 CFR Part 170. This standard contains requirements for the protection of agricultural workers on farms, forests, nurseries, greenhouses, and handlers of agricultural insecticides. It contains requirements for training, decontamination, notification, and emergency assistance. It also contains specific instructions and exceptions pertaining to the statements on this label about personal protective equipment (PPE) and restricted-entry interval. The requirements in this box only apply to uses of this product that are covered by the Worker Protection Standard.

DO NOT enter or allow worker entry into treated areas during the restricted-entry interval (REI) of **12 hours**.

PPE required for early entry to treated areas that is permitted under the Worker Protection Standard and that involves contact with anything that has been treated, including plants, soil or water, is:

- Coveralls
- Chemical-resistant gloves made of any waterproof material including barrier laminate, butyl rubber ≥ 14 mils, nitrile rubber ≥ 14 mils, neoprene rubber ≥ 14 mils, natural rubber ≥ 14 mils, polyethylene, polyvinyl chloride ≥ 14 mils, or viton ≥ 14 mils
- Shoes plus socks

STORAGE AND DISPOSAL

DO NOT contaminate water, food or feed by storage or disposal. Open dumping is prohibited.

Pesticide Storage

DO NOT use or store near heat or open flame. Store in original container in well-ventilated area separately from fertilizer, feed, or foodstuffs. Avoid cross-contamination with other pesticides.

Pesticide Disposal

Wastes resulting from the use of this product may be disposed of on-site or at an approved waste disposal facility. Improper disposal of excess pesticide, spray mix, or rinsate is a violation of federal law. If these wastes cannot be disposed of according to label instructions, contact the state agency responsible for pesticide regulation or the Hazardous Waste representative at the nearest EPA Regional Office for guidance.

Container Handling

Nonrefillable Container. DO NOT reuse or refill this container. Triple rinse or pressure rinse container (or equivalent) promptly after emptying; then offer for recycling, if available, or reconditioning, if appropriate, or puncture and dispose of in a sanitary landfill, or by incineration, or by other procedures approved by state and local authorities.

Triple rinse containers small enough to shake (capacity ≤ 5 gallons) as follows: Empty the remaining contents into application equipment or a mix tank and drain for 10 seconds after the flow begins to drip. Fill the container 1/4 full with water and recap. Shake for 10 seconds. Pour rinsate into application equipment or a mix tank, or store rinsate for later use or disposal. Drain for 10 seconds after the flow begins to drip. Repeat this procedure two more times.

Triple rinse containers too large to shake (capacity > 5 gallons) as follows: Empty the remaining contents into application equipment or a mix tank. Fill the container 1/4 full with water. Replace and tighten closures. Tip container on its side and roll it back and forth, ensuring at least one complete revolution, for 30 seconds. Stand the container on its end and tip it back and forth several times. Turn the container over onto its other end and tip it back and forth several times. Empty the rinsate into application equipment or a mix tank, or store rinsate for later use or disposal. Repeat this procedure two more times.

Pressure rinse as follows: Empty the remaining contents into application equipment or mix tank and continue to drain for 10 seconds after the flow begins to drip. Hold container upside down over application equipment or mix tank, or collect rinsate for later use or disposal. Insert pressure rinsing nozzle in the side of the container and rinse at about 40 PSI for at least 30 seconds. Drain for 10 seconds after the flow begins to drip.

(continued)

STORAGE AND DISPOSAL (continued)

Container Handling (continued)

Refillable Container. Refill this container with pesticide only. **DO NOT** reuse this container for any other purpose. Triple rinsing the container before final disposal is the responsibility of the person disposing of the container. Cleaning before refilling is the responsibility of the refiller.

Triple rinse as follows: To clean the container before final disposal, empty the remaining contents from this container into application equipment or mix tank. Fill the container about 10% full with water. Agitate vigorously or recirculate water with the pump for 2 minutes. Pour or pump rinsate into application equipment or rinsate collection system. Repeat this rinsing procedure two more times.

When this container is empty, replace the cap and seal all openings that have been opened during use; return the container to the point of purchase or to a designated location. This container must only be refilled with a pesticide product. Prior to refilling, inspect carefully for damage including cracks, punctures, abrasions, worn-out threads and closure devices. Check for leaks after refilling and before transport. **DO NOT** transport if this container is damaged or leaking. If the container is damaged, or leaking, or obsolete and not returned to the point of purchase or to a designated location, triple rinse emptied container and offer for recycling, if available, or dispose of container in compliance with state and local regulations.

In Case of Emergency

In case of large-scale spill of this product, call:

- CHEMTREC 1-800-424-9300
- BASF Corporation 1-800-832-HELP (4357)

In case of medical emergency regarding this product, call:

- Your local doctor for immediate treatment
- Your local poison control center (hospital)
- BASF Corporation 1-800-832-HELP (4357)

Steps to take if material is released or spilled:

- Dike and contain the spill with inert material (sand, earth, etc.) and transfer liquid and solid diking material to separate containers for disposal.
- Remove contaminated clothing and wash affected skin areas with soap and water.
- Wash clothing before reuse.
- Keep the spill out of all sewers and open bodies of water.

Product Information

Zidua® SC herbicide is a selective rate-dependent residual preemergence herbicide for controlling annual grass weeds, sedges, and annual broadleaf weeds (including biotypes resistant to ACCase inhibitors, ALS inhibitors, and glyphosate) that infest chickpea, corn, cotton, dry beans, dry peas, fallow, lentil, peanut, soybean, and sunflower listed in **Table 1** and wheat listed in **Table 2**. Refer to **Crop-specific Information** section for directions on herbicide tank mixes or sequential programs.

Periods of dry weather following application of **Zidua® SC herbicide** may reduce herbicidal effectiveness. **Zidua SC** must be activated by at least 1/2 inch of rainfall or irrigation before weed germination and emergence. When **Zidua SC** is not activated and weeds emerge, a labeled postemergence herbicide or shallow cultivation may be needed to control weed escapes.

Herbicidal activity of **Zidua SC** may be reduced if trash on the soil surface from the previous crop covers more than 25% of the application area. Manage trash levels if needed with combine straw shredder/spreaders, earlier burndown of emerged weeds, or light tillage.

Table 1. Weeds Controlled with a Residual Application of Zidua SC in All Crops other than Wheat

Common Name	Scientific Name
Annual Grass Weeds	
Barley, hare	<i>Hordeum murinum</i> spp. <i>leporinum</i>
Barnyardgrass	<i>Echinochloa crus-galli</i>
Bluegrass, annual	<i>Poa annua</i>
Brome, downy ¹	<i>Bromus tectorum</i>
Brome, Japanese ¹	<i>Bromus japonicus</i>
Canarygrass	<i>Phalaris canariensis</i>
Cheat ¹	<i>Bromus secalinus</i>
Crabgrass, large	<i>Digitaria sanguinalis</i>
Crabgrass, smooth	<i>Digitaria ischaemum</i>
Crowfootgrass	<i>Dactyloctenium aegyptium</i>
Cupgrass, southwestern	<i>Eriochloa acuminata</i>
Cupgrass, woolly ¹	<i>Eriochloa villosa</i>
Foxtail, giant	<i>Setaria faberi</i>
Foxtail, green	<i>Setaria viridis</i>
Foxtail, yellow	<i>Setaria pumila</i>
Goosegrass	<i>Eleusine indica</i>
Johnsongrass, seedling	<i>Sorghum halepense</i>
Millet, Texas ¹	<i>Urochloa texana</i>
Millet, wild-proso ¹	<i>Panicum miliaceum</i>
Oat, wild ¹	<i>Avena fatua</i>
Panicum, fall	<i>Panicum dichotomiflorum</i>
Panicum, Texas ¹	<i>Urochloa texana</i>
Red rice	<i>Oryza sativa</i>
Ryegrass, Italian	<i>Lolium perenne</i> spp. <i>multiflorum</i>
Ryegrass, rigid	<i>Lolium rigidum</i>
Sandbur, longspine ¹	<i>Cenchrus longispinus</i>
Shattercane ¹	<i>Sorghum bicolor</i> spp. <i>arundinaceum</i>
Signalgrass, broadleaf	<i>Urochloa platyphylla</i>

(continued)

Table 1. Weeds Controlled with a Residual Application of Zidua SC in All Crops other than Wheat (continued)

Common Name	Scientific Name
Sedge	
Nutsedge, yellow ¹	<i>Cyperus esculentus</i>
Annual Broadleaf Weeds	
Amaranth, Palmer	<i>Amaranthus palmeri</i>
Amaranth, Powell	<i>Amaranthus powellii</i>
Buckwheat, wild ¹	<i>Polygonum convolvulus</i>
Carpetweed	<i>Mollugo verticillata</i>
Chickweed, common ¹	<i>Stellaria media</i>
Fleabane, hairy ¹	<i>Conyza bonariensis</i>
Groundsel, common ¹	<i>Senecio vulgaris</i>
Henbit ¹	<i>Lamium amplexicaule</i>
Horseweed (Marestail) ¹	<i>Conyza canadensis</i>
Jimsonweed ¹	<i>Datura stramonium</i>
Kochia ¹	<i>Kochia scoparia</i>
Lambsquarters, common ¹	<i>Chenopodium album</i>
Morningglory, entireleaf ¹	<i>Ipomoea hederacea</i>
Morningglory, pitted ¹	<i>Ipomoea lacunosa</i>
Nightshade, black	<i>Solanum nigrum</i>
Nightshade, Eastern black	<i>Solanum ptycanthum</i>
Pigweed	<i>Amaranthus</i> spp.
Pigweed, redroot	<i>Amaranthus retroflexus</i>
Pigweed, smooth	<i>Amaranthus hybridus</i>
Pigweed, tumble	<i>Amaranthus albus</i>
Purslane, common	<i>Portulaca oleracea</i>
Pusley, Florida	<i>Richardia scabra</i>
Ragweed, common ¹	<i>Ambrosia artemisiifolia</i>
Shepherdspurse ¹	<i>Capsella bursa-pastoris</i>
Sida, prickly (Teaweed)	<i>Sida spinosa</i>
Velvetleaf ¹	<i>Abutilon theophrasti</i>
Waterhemp	<i>Amaranthus tuberculatus</i>

¹ Partial control or suppression only. **Zidua SC** should be used in tank mixes or sequential applications with other labeled herbicides that provide additional control of noted weeds.

Table 2. Weeds Controlled¹ or Suppressed² with a Residual Application of Zidua® SC herbicide in Wheat

Common Name	Scientific Name	C = Control (only at the maximum application rate per soil texture) S = Suppression See Crop-specific Information section for specific rates.
Annual Grass Weeds		
Barley, hare	<i>Hordeum murinum</i> spp. <i>leporinum</i>	S
Barnyardgrass	<i>Echinochloa crus-galli</i>	S
Bluegrass, annual	<i>Poa annua</i>	C
Brome, downy	<i>Bromus tectorum</i>	S
Brome, Japanese	<i>Bromus japonicus</i>	S
Canarygrass	<i>Phalaris canariensis</i>	C
Cheat	<i>Bromus secalinus</i>	S
Foxtail, giant	<i>Setaria faberi</i>	S
Foxtail, green	<i>Setaria viridis</i>	S
Foxtail, yellow	<i>Setaria pumila</i>	S
Oats, wild	<i>Avena fatua</i>	S
Rattail fescue	<i>Vulpia myuros</i>	C
Ryegrass, Italian	<i>Lolium perenne</i> spp. <i>multiflorum</i>	C
Ryegrass, rigid	<i>Lolium rigidum</i>	S
Annual Broadleaf Weeds		
Buckwheat, wild	<i>Polygonum convolvulus</i>	S
Carpetweed	<i>Mollugo verticillata</i>	S
Chickweed, common	<i>Stellaria media</i>	S
Flixweed	<i>Descurainia sophia</i>	S
Groundsel, common	<i>Senecio vulgaris</i>	S
Henbit	<i>Lamium amplexicaule</i>	S
Horseweed (Marestail)	<i>Conyza canadensis</i>	S
Kochia	<i>Kochia scoparia</i>	S
Lambsquarters, common	<i>Chenopodium album</i>	S
Mustard, wild	<i>Sinapis arvensis</i> L.	S
Pigweed spp.	<i>Amaranthus</i> spp.	S
Ragweed, common	<i>Ambrosia artemisiifolia</i>	S
Shepherdspurse	<i>Capsella bursa-pastoris</i>	S

¹ Weeds such as annual bluegrass and Italian ryegrass have the ability to adapt to several different herbicide sites of action. Even though **Zidua SC** will control these species, some weed escapes are possible. Multiple herbicides with multiple different effective sites of action **MUST** be used in tank mixtures **or** sequentially to limit these weed escapes to prevent or delay the onset of herbicide-resistant weed biotypes.

² For control of these weeds, a tank mix partner or a sequentially applied herbicide partner is needed.

Mode of Action

Zidua® SC herbicide acts to inhibit very long-chain fatty acid synthesis as a **Group 15 (WSSA)/Group K₃ (HRAC)** herbicide. It is a root-and-shoot growth inhibitor that controls susceptible germinating seedlings before or soon after they emerge from the soil.

Resistance Management

Zidua SC is a **Group 15/Group K₃** herbicide. Any weed population may contain or develop plants naturally resistant to **Zidua SC** and other **Group 15** herbicides. Weed species with resistance to **Group 15** may eventually dominate the weed population if **Group 15** herbicides are used repeatedly in the same field or in successive years as the primary method of control for targeted species. This may result in partial or total loss of control of those species by **Zidua SC** or other **Group 15** herbicides.

To delay herbicide resistance consider:

- Avoiding the consecutive use of **Zidua SC** or other target-site-of-action **Group 15** herbicides that have a similar target site of action on the same weed species
- Using tank mixes or premixes with herbicides from different target-site-of-action groups as long as the involved products are all registered for the same use, have different sites of action, and are both effective at the tank mix or prepack rate on the weed(s) of concern
- Basing herbicide use on a comprehensive IPM (Integrated Pest Management) program including cultural and mechanical methods
- Monitoring treated weed populations for loss of field efficacy, and control of escapes with effective alternative herbicides or mechanical methods
- Contacting your local extension specialist, certified crop advisors, and/or manufacturer for herbicide resistance management and/or integrated weed management recommendations for specific crops and resistant weed biotypes

Crop Tolerance

Crops are tolerant to **Zidua SC** when applied according to label directions and under normal environmental conditions. Application to crops under stress because of inadequate or excess of moisture for normal crop development, cool and hot temperatures, sodic soils, poorly drained soils, hail damage, flooding, pesticide injury, mechanical injury, or widely fluctuating temperatures may result in crop injury.

Application Instructions

Application rates of **Zidua SC** may vary depending on soil texture. Refer to **Table 3** for soil texture groups used in this label unless a specific soil texture is mentioned. When use rates are in ranges, apply the low rate for soils with coarse texture or low organic matter; apply the high rates for fine soil textures, high organic matter, heavy soil surface plant residue, or heavy weed pressure.

Table 3. Soil Texture Groups

Coarse	Medium	Fine
Sand	Loam	Sandy clay
Loamy sand	Silt loam	Silty clay loam
Sandy loam	Silt	Silty clay
	Sandy clay loam	Clay loam
		Clay

Zidua SC may be used on **peat soils** and **muck soils**, and **mineral soils with 10% or more organic matter**, but weed control may be inconsistent and/or reduced. Use maximum labeled use rate allowed in the specific crop.

Application Timing

Zidua SC may be applied preplant surface, preplant incorporated, preemergence, early postemergence, postemergence-directed (layby), or in the fall. Refer to the **Crop-specific Information** section for specific application instructions (timings, rates, restrictions and precautions) by crop.

Preplant Surface Application. Apply **Zidua SC** alone or in tank mix up to 45 days before planting. If weeds are present at the time of application, use additional weed control methods including a tank mix with an appropriate postemergence herbicide(s) to control emerged weeds.

Preplant Incorporated (PPI) Application. Incorporate **Zidua SC** into the upper (1 to 2 inches) soil surface up to 14 days before planting. Deeper incorporation may increase the potential for crop injury and also may result in reduced weed control. Use appropriate equipment for uniform shallow incorporation, including a field cultivator, harrow, rolling cultivator, or finishing disc.

Preemergence Surface Application. After planting and before crop emergence, apply a uniform broadcast treatment to the soil surface. If weeds are present, apply **Zidua SC** in a tank mix with an appropriate postemergence herbicide, including a glyphosate-containing product.

Early Postemergence Application. **Zidua SC** must be applied and activated before weed seedling emergence or in a tank mix that controls emerged weeds.

Postemergence-directed (Layby) Application. **Zidua SC** must be applied as a directed spray between crop rows and activated before weed seedling emergence or in a tank mix that controls emerged weeds.

Fall/Winter Application for controlling weeds germinating in the fall, or winter weeds. **Zidua SC** may be broadcast surface applied in the fall or winter after crop harvest. **DO NOT** apply to frozen or snow-covered soil. Tillage operations may be conducted before or after applying **Zidua SC**. If tillage is used following an application, tillage should be shallow (no more than 2-inches deep) to uniformly incorporate the herbicide into the upper soil surface.

Application Methods and Equipment

Zidua® SC herbicide may be applied by aerial or ground application. **DO NOT** apply through any type of irrigation system.

Thorough spray coverage is required for optimum weed control and can be improved with proper nozzle and spray volume selection. Use and configure application equipment to provide an adequate spray volume, an accurate and uniform distribution of spray droplets over the treated area, and to avoid spray drift to nontarget areas. Adjust equipment to maintain continuous agitation during spraying with good mechanical or bypass agitation. Avoid overlaps that will increase rates above the use rates specified in this label.

Zidua SC may be applied using water or sprayable fluid nitrogen fertilizer solutions as the spray carrier. **DO NOT** apply this product without dilution in a spray carrier. Additionally, **Zidua SC** may be impregnated on and applied with dry bulk fertilizer.

Aerial Application Requirements

Spray Carrier Volume. Use 3 or more gallons of water per acre. The actual minimum spray volume per acre is determined by the spray equipment used. Use adequate spray volume to provide accurate and uniform distribution of spray particles over the treated area and to avoid spray drift.

The following measures must be followed to reduce the potential of spray drift to nontarget areas from aerial application:

1. The distance of the outermost nozzles on the boom must not exceed 3/4 the length of the wingspan or 90% of rotor blade diameter.
2. Use low-drift nozzles (straight-stream, D-4 or larger). **DO NOT** use nozzles producing a mist droplet spray.
3. Nozzles must always point backward parallel with the airstream and never be pointed downward more than 45 degrees.
4. Without compromising aircraft safety, application must be made at a height of 10 feet or less above the crop canopy or tallest plants. Applicators must follow the most restrictive use cautions to avoid drift hazards, including those found in this labeling as well as applicable state and local regulations and ordinances.
5. **DO NOT** apply during periods of temperature inversions or stable atmospheric conditions.
6. Avoid potential adverse effects to nontarget areas by maintaining a 30-foot buffer between the application area and the **closest downwind edge** of sensitive terrestrial habitats (grasslands, forested areas, shelter belts, woodlots, hedgerows, riparian areas, shrub lands, and crop lands).

Ground Application Requirements

Spray Carrier Volume. Use 5 or more gallons of water per treated acre or 15 or more gallons of sprayable fluid nitrogen fertilizer per treated acre for weed control application.

The following measures must be followed to reduce the potential of spray drift to nontarget areas from ground application:

1. Apply this product using nozzles which deliver **medium-to-ultra-coarse spray droplets** as defined by ASABE standard S-572.1 and as shown in nozzle manufacturer's catalogs. Flood-jet or Air Induction-type nozzles are recommended for residual soil surface application. Nozzles that deliver coarse spray droplets may be used to reduce spray drift provided spray volume per acre (GPA) is increased to maintain coverage of target (i.e. soil surface). **DO NOT** use nozzles that produce fine (e.g. cone) spray droplets.
2. Apply this product only when the potential for drift to adjacent nontarget areas is minimal (e.g. when the wind is **10 MPH or less and is blowing away** from sensitive areas). **DO NOT** apply during periods of temperature inversions or stable atmospheric conditions.
3. Avoid potential adverse effects to nontarget areas by maintaining a 10-foot buffer between the application area and the **closest downwind edge** of sensitive terrestrial habitats (grasslands, forested areas, shelter belts, woodlots, hedgerows, riparian areas, shrub lands, and crop lands).

Ground Boom Application Height. DO NOT apply at a height greater than 4 feet above the top of the largest plants. Applying at the lowest possible height reduces exposure of droplets to evaporation and wind.

Ground Application (Dry Bulk Fertilizer)

Zidua SC may be impregnated or coated onto dry bulk granular fertilizer carriers for residual soil surface (fall, pre-plant surface, preplant incorporated) applications. Impregnation or coating may be conducted by in-plant bulk or on-board systems. Perform the mixing operation in well-ventilated areas.

All individual state regulations relating to dry bulk granular fertilizer blending, registration, labeling, and application are the responsibility of the individual and/or company selling the herbicide/fertilizer mixture.

Zidua SC may be impregnated on many commonly used dry fertilizers. **DO NOT** impregnate on ammonium nitrate, fertilizers containing ammonium nitrate, potassium nitrate, sodium nitrate, or powdered limestone.

Generally, fertilizer application rates of at least 200 lbs to 700 lbs per acre of herbicide and fertilizer blend will provide adequate distribution or coverage of **Zidua SC** across the soil surface. Application of impregnated fertilizer must be made uniformly to the soil to prevent possible crop injury and offer satisfactory weed control. Impregnated fertilizer

spread at half rate and overlapped to obtain a full rate will offers a more uniform distribution. A shallow (less than 2 inches) incorporation is desirable for improved weed control. Deeper incorporation dilutes the herbicide layer near the soil surface and may result in unsatisfactory weed control.

To calculate the herbicide rate when using dry bulk fertilizer applications:

$$\frac{[\text{ozs of Zidua}^{\text{®}} \text{ SC herbicide per acre X 2000}]}{\text{pounds fertilizer per acre}} = \frac{\text{ozs of Zidua SC for 1 ton of fertilizer}}{1}$$

To impregnate **Zidua SC** on bulk fertilizer, use a closed rotary-drum mixer or other commonly used dry bulk fertilizer blender equipped with suitable spray equipment. Mix **Zidua SC** with sufficient water to form a sprayable slurry mixture. Spray nozzles must be directed to provide uniform fertilizer coverage while avoiding spray contact with mixing equipment. Nonuniform impregnation can cause crop injury or unsatisfactory performance. Spray herbicide mixture onto fertilizer after blending has started. Addition of a suitable drying agent may be necessary if the fertilizer and herbicide blend is too wet for uniform application due to high humidity, high urea concentration, or low fertilizer use rate. Slowly add the drying agent to the blend until a flowable mixture is obtained. Drying agents are not recommended for use with on-board impregnation systems.

Under some conditions, fertilizer impregnated with **Zidua SC** may clog air tubes or deflector plates on pneumatic application systems. Mineral oil may be added to **Zidua SC** before blending with fertilizer to reduce plugging. **DO NOT** use drying agents when mineral oil is used. To avoid separation of **Zidua SC** and mineral oil mixes in cold temperatures, keep mixture heated or agitated before blending with fertilizer. Mineral oil may be used with inplant blending stations or with on-board injection systems.

Uniformly apply the treated fertilizer with accurately calibrated and proper equipment immediately after impregnation to avoid lump formation and spreading difficulties.

Accurate calibration of fertilizer application equipment and uniform fertilizer distribution is essential for satisfactory weed control.

Cleaning Spray Equipment

Clean application equipment thoroughly by using a strong detergent or commercial sprayer cleaner according to the manufacturer's directions. Triple rinse the equipment before and after applying **Zidua SC**.

Spray Drift Management

The interaction of many equipment-related and weather-related factors determines the potential for spray drift. The applicator and the grower are responsible for considering all factors involved in minimizing drift potential.

Droplet Size

The best drift management strategy is to apply the largest droplets that provide sufficient coverage and control. Use nozzle types and nozzle arrangements that provide maximum coverage and minimize the potential for off-target movement of spray particles. Droplet size for both air and ground applications must be in the "medium" size category as defined in the August 1999 ASAE S572 publication entitled "Spray Nozzle Classification by Drop Spectra". Refer to that publication for additional information. Regardless of droplet size, if applications are made improperly or under unfavorable environmental conditions off-target movement will occur. See **Wind; Temperature and Humidity;** and **Temperature Inversion** sections in this label.

Controlling Droplet Size

Volume. Use high flow rate nozzles that produce medium droplets to apply the highest practical spray volume.

Pressure. Use the lower spray pressures specified for the nozzle, and **DO NOT** exceed the nozzle manufacturer's specified pressures. Higher pressure reduces droplet size and does not improve canopy penetration. When higher flow rates are needed, use higher flow rate nozzles instead of increasing pressure.

Number of Nozzles. Use the minimum number of nozzles that provide uniform coverage.

Nozzle Orientation. Orienting nozzles so the spray is released backwards parallel to the airstream produces larger droplets than other orientations. Significant deflection from the horizontal reduces droplet size and increases drift potential.

Nozzle Type. Use a nozzle type designed for the intended application. **DO NOT** use air inducing or flood-type nozzles.

Swath Adjustment

When applications are made with a crosswind, the swath will be displaced downwind. Therefore, on the upwind and downwind edges of the field, the applicator must compensate for this displacement by adjusting the path of the aircraft upwind. Increase swath adjustment distance with increasing drift potential (higher wind, smaller droplets, etc.).

Wind

Drift potential is lowest between wind speeds of 2 to 8 mph. However, many factors, including droplet size and equipment type, determine drift potential at any given speed. Application must be avoided if wind speed is below 2 mph due to variable wind direction and high inversion potential.

NOTE: Local terrain can influence wind patterns. Every applicator must be familiar with local wind patterns and how they affect spray drift.

Temperature and Humidity

When applying in low relative humidity, set up equipment to produce larger droplets to compensate for evaporation, but remain within the medium droplet size category. Droplet evaporation is most severe when conditions are both hot and dry.

Temperature Inversion

If inversion conditions are suspected, consult with local weather services before making an application. Applications must not occur during temperature inversions, because drift potential is high. Temperature inversions restrict vertical air mixing, which causes small suspended droplets to remain in a concentrated cloud. This cloud can move in unpredictable directions due to the light, variable winds common during inversions. Temperature inversions are characterized by increasing temperatures with altitude and are common on nights with limited cloud cover and light-to-no wind. They begin to form as the sun sets and often continue into the morning. Their presence can be indicated by ground fog; however, if fog is not present, inversions can also be identified by the movement of smoke from a ground source or an aircraft smoke generator. Smoke that layers and moves laterally in a concentrated cloud (under low wind conditions) indicates an inversion, while smoke that moves upward and rapidly dissipates indicates good vertical air mixing.

Sensitive Areas

This pesticide must only be applied when the potential for drift to adjacent sensitive areas (e.g. residential areas, bodies of water, known habitat for threatened or endangered species, nontarget crops) is minimal (e.g. when wind is blowing away from the sensitive areas).

Additives

Zidua® SC herbicide is formulated to provide optimal pre-emergence weed control. However, several tank mixes with **Zidua SC** may require an adjuvant to improve burndown of emerged weeds. Therefore, an adjuvant may be used with **Zidua SC** tank mixes that are applied fall, preplant, preemergence, or early postemergence. Follow the adjuvant directions for the tank mix partner of **Zidua SC**.

Tank Mixing Information

Zidua SC can be mixed with one or more registered herbicide products according to the specific tank mixing instructions in this label and respective product labels. Refer to **Crop-specific Information** section for tank mixing details for each crop. It is the pesticide user's responsibility to ensure that all products in the mixtures are registered for the intended use. Read and follow the applicable restrictions and limitations and directions for use on all product labels involved in tank mixing. Users must follow the most restrictive directions for use and precautionary statements of each product in the tank mixture.

Physical incompatibility, reduced weed control, or crop injury may result from mixing **Zidua SC** with other pesticides, additives, or fertilizers.

Compatibility Test for Tank Mix Products

Before mixing components, always perform a compatibility jar test.

1. For 20 gallons per acre spray volume, use 3.3 cups (800 mL) of water. For other spray volumes, adjust rates accordingly. Only use water from the intended source at the source temperature.
2. Add components in the sequence indicated in the mixing order using 2 teaspoons for each pound or 1 teaspoon for each pint of label rate per acre.
3. Always cap the jar and invert 10 cycles between component additions.
4. When the components have all been added to the jar, let the solution stand for 15 minutes.
5. Evaluate the solution for uniformity and stability. The spray solution should not have free oil on the surface, or fine particles that precipitate to the bottom, or thick (clabbered) texture. If the spray solution is not compatible, repeat the compatibility test with the addition of a suitable compatibility agent. If the solution is then compatible, use the compatibility agent as directed on its label. If the solution is still incompatible, **DO NOT** mix the ingredients in the same tank.

Mixing Order

Shake Zidua SC container well before use.

Maintain agitation throughout mixing and application until spraying is completed.

1. **Water** - Fill tank 1/2 to 3/4 full with clean water and start agitation.
2. **Inductor** - If an inductor is used, rinse it thoroughly after each component has been added.
3. **Products in PVA bags** - Place any product contained in water-soluble PVA bags into the mixing tank. Wait until all water-soluble PVA bags have fully dissolved and the product is evenly mixed in the spray tank before continuing.
4. **Water-soluble additives** (including dry and liquid fertilizers ammonium sulfate or urea ammonium nitrate)
5. **Water-dispersible products** (dry flowables, wettable powders, suspension concentrates, or suspo-emulsions) - Add **Zidua SC** at this point in the mixing process.
6. **Water-soluble products**
7. **Emulsifiable concentrates** (including methylated seed oil adjuvants)
8. **Remaining quantity of water**

If the spray mixture is allowed to settle for any period of time, thorough agitation is essential to resuspend the mixture before spraying is resumed. Continue agitation while spraying.

Use Restrictions

- **Maximum seasonal use rate** - Refer to **Crop-specific Information** section for maximum cropping seasonal application use rates of **Zidua® SC herbicide** in each crop and use pattern. A cropping season is defined as the period following harvest of the preceding crop through the harvest of the planned or current crop.
- Refer to **Crop-specific Information** for additional crop use restrictions.
- **Application** - **DO NOT** apply through any type of irrigation system.
- **DO NOT** contaminate irrigation ditches or water used for domestic purposes.
- **Irrigation** - **DO NOT** use flood irrigation to apply, activate, or incorporate **Zidua SC**.
- **Zidua SC is not for sale, distribution, or use in Nassau and Suffolk counties in New York State.**

Use Precautions

- **Emergency replanting intervals** - If a labeled crop treated with **Zidua SC** is lost to crop failure (because of environmental factors including drought, frost, hail, etc.), the crop may be replanted immediately. However, **DO NOT** repeat application of **Zidua SC** after crop failure. A sequential application can be made as long as the maximum cumulative rate for the crop and soil per season is not exceeded.
- **Crop rotation intervals** - Use **Table 4** to determine the proper interval between **Zidua SC** application and the planting of rotational crops. Determine the crop rotation interval for tank mix products, and use the most restrictive interval of all products applied.

Table 4. Rotational Crop Planting Intervals by Zidua SC Application Rate

Crop	Zidua SC Use Rate (fl ozs/A)			
	1.75	3.25	5.00	6.50
	Rotational Crop Interval (months after application)			
Alfalfa	10	10	10	10
Beans, edible dry	11	11	11	11
Beans, edible-podded and succulent shelled	11	11	11	11
Canola (Rapeseed)	12	12	15	18
Chickpea	1	1	1	2
Corn	0	0	0	0
Cotton	1	2	4	4
Flax	2	4	6	8
Grain sorghum	6	6	10	12
Grasses grown for seed	18	18	18	18
Lentil	1	1	2	4
Peanut	1	2	4	4
Peas, edible-podded and succulent shelled	9	9	11	11
Peas, field (dry)	1	1	1	2
Potato	4	4	4	4
Rice	10	12	18	24
Safflower	1	1	1	2
Small grains (other than wheat)	11	11	11	18
Soybean	0	0	0	4
Sugar beet	12	12	15	15
Sunflower	1	2	3	3
Sweet potato	9	9	9	9
Wheat	1	1	4	6
Other Crops	18	18	18	18

Crop-specific Information

Read product information, mixing, application, weeds controlled, and additive instructions in preceding sections of the label. Read and follow tank mix product labels for restrictions, precautions, instructions, and rotational crop restrictions.

Chickpea

Zidua® SC herbicide may be applied preplant surface, preemergence, or early postemergence to chickpea (garbanzo bean) for residual preemergence weed control. Before applying to chickpea, verify with your local seed company (supplier) the selectivity of **Zidua SC** on your variety to avoid potential injury.

Application Rate

Apply **Zidua SC** alone, in tank mix, or sequentially in chickpea at the residual rates provided in **Table 5**.

Table 5. Residual Rates of Zidua SC in Chickpea

Application Timing	Use Rate by Soil Texture ¹ (fl ozs/A)		
	Coarse	Medium	Fine
Preplant surface	1.75 to 6.50	1.75 to 6.50	1.75 to 6.50
Preemergence	1.75 to 6.50	1.75 to 6.50	1.75 to 6.50
Early postemergence	1.75 to 6.50	1.75 to 6.50	1.75 to 6.50

¹ Refer to **Table 3** for definitions of soil texture groups.

Application Timing

Zidua SC may be applied in a single application or in sequential applications.

Preplant Surface Application

Apply **Zidua SC** at the use rates specified in **Table 5** as a broadcast spray to the soil surface up to 30 days before planting on all soil types.

Preemergence Surface Application

Apply **Zidua SC** at use rates specified in **Table 5** as a broadcast spray to the soil surface after planting and before crop emergence.

Early Postemergence Application

Apply **Zidua SC** at use rates specified in **Table 5** as a broadcast spray to chickpea from emergence to third-trifoliate leaf stage. **Zidua SC** provides residual control of weeds germinating after application. **Zidua SC** will not control emerged weeds. Weeds that are already emerged at the time of application must be controlled with cultivation, tank mix or sequential application of another herbicide labeled for postemergence control of the target weeds in chickpea. **Zidua SC** applications to emerged chickpea may result in temporary leaf burn and stunting, but a reduction in chickpea yield is unexpected. Tank mixes of **Zidua SC** with other crop protection products or adjuvants

may significantly enhance this effect. Depending upon growing conditions, recovery from this injury begins immediately but may take several weeks for the injury to dissipate entirely.

Sequential Application

If a sequential application program of **Zidua SC** is used (e.g. preplant or preemergence application followed by early postemergence application), the maximum combined rate of **Zidua SC** that may be applied in a cropping season (per year) is 8.25 fl ozs/A on all soils.

Crop-specific Restrictions

- **DO NOT** apply more than 6.50 fl ozs/A of **Zidua SC** (0.212 lb ai/A of pyroxasulfone) in a single application.
- **DO NOT** apply more than a maximum cumulative amount of 8.25 fl ozs/A of **Zidua SC** (0.269 lb ai/A of pyroxasulfone) per cropping season (per year).

Crop-specific Precautions

- There is no required (preharvest) interval between a preplant, preemergence, or early postemergence application of **Zidua SC** and the harvest of chickpea.
- Legume vegetable forage and hay may be fed to or grazed by livestock.

Tank Mixes

It is the pesticide user's responsibility to ensure that all products are registered for the intended use. Read and follow the applicable restrictions and limitations and directions for use on all product labels involved in tank mixing. Users must follow the most restrictive directions for use and precautionary statements of each product in the tank mixture.

Zidua SC may be tank mixed or applied sequentially with one or more of, but not limited to, the following herbicide products for a broader spectrum of control and/or control of emerged weeds. Refer to the tank mix product labels to confirm that the respective tank mix products are registered for use on chickpea. Follow the adjuvant directions for the tank mix partner of **Zidua SC**.

- **Prowl® H2O herbicide**
- **Sharpen® powered by Kixor® herbicide**

Zidua SC may be tank mixed or applied sequentially with fungicide or insecticide products.

Corn

Zidua SC may be applied preplant surface, preplant incorporated, preemergence, or early postemergence to corn for residual preemergence control of listed weeds (**Table 1**). Corn in this label refers to field corn (grown for grain, seed, or silage), popcorn, and sweet corn (grown for fresh, processing, or seed). Before applying to seed corn, sweet corn, or popcorn, verify with your local seed company (supplier) the selectivity of **Zidua SC** on your inbred line or hybrid to avoid potential injury.

Application Rate

Zidua® SC herbicide can be applied as part of a one-pass or planned sequential (two-pass) weed control program. A one-pass weed control program should be used where no cultivation or postemergence herbicide application is anticipated. One-pass application rates for **Zidua SC** when applied alone, in tank mix, or sequentially are provided in **Table 5** for corn.

Table 6. Residual Rates of Zidua SC in Corn

Application Timing	Use Rate by Soil Texture ¹ (fl ozs/A)		
	Coarse	Medium	Fine
Preplant surface	2.50 to 4.50	3.25 to 5.00	4.00 to 6.50
Preplant incorporated	2.50 to 4.50	3.25 to 5.00	4.00 to 6.50
Preemergence	2.50 to 4.50	3.25 to 5.00	4.00 to 6.50
Early postemergence	1.75 to 4.50	2.50 to 5.00	3.25 to 6.50

¹ Refer to **Table 3** for definitions of soil texture groups.

Zidua SC use rates applied as the residual component of a planned sequential (two-pass) program (see **Table 7**) will provide control or suppression of listed weeds (**Table 1**) through early to mid-season. For full-season weed control, apply a labeled postemergence treatment of **Status® herbicide** plus glyphosate (in glyphosate-tolerant field corn) as the sequential component.

Table 7. Residual Rates of Zidua SC in a Planned Sequential Program in Corn

Application Timing	Use Rate by Soil Texture ¹ (fl ozs/A)		
	Coarse	Medium	Fine
Preplant surface	1.75 to 3.25	1.75 to 3.25	3.25 to 6.50
Preplant incorporated	1.75 to 3.25	1.75 to 3.25	3.25 to 6.50
Preemergence	1.75 to 3.25	1.75 to 3.25	3.25 to 6.50

¹ Refer to **Table 3** for definitions of soil texture groups.

Application Timing

Zidua SC may be applied in a single application or in sequential applications.

Fall/Winter Application for controlling weeds germinating in the fall, or winter annual weeds

Zidua SC may be broadcast surface applied in the fall or winter to control winter annual weeds and other weeds germinating in the fall. Use on coarse, medium, or fine soils at rates listed for preplant surface timing. A sequential preemergence or postemergence application can be made, but **DO NOT** exceed the maximum cumulative rate allowed by soil type per season. See the main **Application**

Timing section of this label for restrictions and recommendations.

Preplant Surface Application (15 to 45 days before planting)

Use application rates in **Table 6** when making preplant surface applications, using the highest application rate for a given soil texture. Preplant surface applications are not recommended on coarse soils, in areas where average annual rainfall (or rainfall plus irrigation) typically exceeds 40 inches, or for popcorn or sweet corn. Cultivation or a labeled postemergence herbicide application may still be required under certain conditions for complete weed control.

Preplant Surface or Preplant Incorporated Application (up to 14 days before planting)

Apply **Zidua SC** at the use rates specified in **Table 6** or **Table 7** as a broadcast spray to the soil surface or incorporated up to 14 days before planting on all soil types.

Preemergence Surface Application

Apply **Zidua SC** at use rates specified in **Table 6** or **Table 7** as a broadcast spray to the soil surface after planting and before crop emergence.

Early Postemergence Application

Apply **Zidua SC** at use rates specified in **Table 6** as a broadcast spray to corn at spiking up to the V4 stage (visible fourth leaf collar).

Sequential Application

If a sequential application program of **Zidua SC** is used (e.g. fall application followed by spring application, or sequential applications in the spring), the maximum combined rate of **Zidua SC** that may be applied in a cropping season (per year) is 4.50 fl ozs/A on coarse soils or 8.25 fl ozs/A on all medium-to-fine soils.

Crop-specific Restrictions

- **On coarse soil - DO NOT** apply more than a maximum cumulative amount of 4.50 fl ozs/A of **Zidua SC** (0.147 lb ai/A of pyroxasulfone) per year.
- **On all soils other than coarse - DO NOT** apply more than a maximum cumulative amount of 8.25 fl ozs/A of **Zidua SC** (0.269 lb ai/A of pyroxasulfone) per year.
- **DO NOT** harvest sweet corn ears for human consumption less than 37 days after application of **Zidua SC**.

Crop-specific Precautions

- **Seeding depth** - Corn seed must be planted a minimum 1-inch deep.

Tank Mixes

It is the pesticide user's responsibility to ensure that all products are registered for the intended use. Read and follow the applicable restrictions and limitations and directions for use on all product labels involved in tank mixing. Users must follow the most restrictive directions for use and precautionary statements of each product in the tank mixture.

Zidua® SC herbicide may be tank mixed or applied sequentially with one or more of, but not limited to, the following herbicide products for a broader spectrum of control and/or control of emerged weeds. Refer to the tank mix product labels to confirm that the respective tank mix products are registered for use on specific corn types; not all corn products are registered for use on field corn, pop-corn, and sweet corn.

- **Outlook® herbicide**
- **Prowl® H2O herbicide**
- **Sharpen® powered by Kixor® herbicide**
- **Status® herbicide**
- **Verdict® powered by Kixor® herbicide**
- atrazine
- glyphosate¹

¹ Includes postemergence tank mixes on glyphosate-tolerant corn hybrids

Cotton

Zidua SC can be applied preplant surface, preplant incorporated, preemergence, early postemergence, or postemergence-directed (layby) to cotton for residual preemergence control of listed weeds (**Table 1**). Before applying to cotton, verify with your local seed company (supplier) the selectivity of **Zidua SC** on your variety to avoid potential injury.

Crop Tolerance

Zidua SC applied preplant surface, preemergence, or early postemergence can cause cotton injury. Under stressful conditions (including inadequate or excessive moisture, cool or hot temperatures, compacted soils, injury from other pesticides, disease or other pest damage, mechanical injury, nutrient imbalances, or other conditions known to cause plant stress), **Zidua SC** injury will be intensified.

Cotton is tolerant to **Zidua SC** when applied postemergence-directed (layby). However, some visual cotton response is possible when **Zidua SC** is applied under stressful conditions including inadequate or excessive moisture, cool or hot temperatures, compacted soils, injury from other pesticides, disease or other pest damage, mechanical injury, nutrient imbalances, or other conditions known to cause plant stress.

Cotton response is most often visible as stunting and/or discoloration of leaf tissue (e.g. chlorosis), but in its most severe form can result in stand thinning which could impact cotton yield. The greatest potential for cotton response occurs when **Zidua SC** concentrates in the crop row. Unacceptable cotton response may be caused by uneven application, soil clods or disturbances, an open/cracked seed furrow that allows herbicide to directly contact the seed, or a deep seed furrow that allows herbicide concentration after a rain/irrigation event.

Application Information

Application Timing

Zidua SC may be applied in a single application or in sequential applications.

Preplant Surface or Preplant Incorporated Application (within 45 days before planting)

Apply **Zidua SC** at the use rates specified in **Table 8** as a broadcast spray to the soil surface or incorporated within 45 days before planting.

Preemergence Surface Application

Apply **Zidua SC** at use rates specified in **Table 8** as a broadcast spray to the soil surface after planting and before crop emergence.

Early Postemergence Application

Apply **Zidua SC** at use rates specified in **Table 8** as a broadcast spray to cotton from first true-leaf stage to beginning bloom stage. **Zidua SC** provides residual control of weeds germinating after application. **Zidua SC** will not control emerged weeds. Weeds emerged at the time of application must be controlled by cultivation **or** a tank mix or sequential application of herbicide labeled for postemergence control of the target weeds in cotton. **Zidua SC** application to emerged cotton may result in temporary leaf burn and stunting, but a reduction in cotton yield is not expected.

Postemergence-directed (Layby) Application

Apply **Zidua SC** at use rates specified in **Table 8** as a broadcast-directed spray between cotton rows from 5-leaf stage to beginning bloom stage. **Zidua SC** will provide residual control of weeds germinating after application. **Zidua SC** will not control emerged weeds. Weeds emerged at the time of application must be controlled by cultivation **or** a tank mix or sequential application of herbicide labeled for postemergence control of the target weeds in cotton. The use of hooded or shielded sprayers is recommended when applying **Zidua SC** as postemergence-directed (layby) spray. Avoid contacting cotton leaves with **Zidua SC** spray solution or injury may occur.

Sequential Application

If a sequential application program of **Zidua SC** is used (e.g. preplant application followed by a preemergence application, preplant or preemergence application followed by early postemergence or postemergence-directed (layby) application), the maximum combined rate of **Zidua SC** that may be applied in a cropping season (per year) is 6.75 fl ozs/A on all soils. Separate sequential applications by at least 14 days.

Application Rate

Apply **Zidua SC** alone, in tank mix, or sequentially in cotton at the residual rates in **Table 8**.

Table 8. Residual Rates of Zidua® SC herbicide

Application Timing	Use Rate by Soil Texture ¹ (fl ozs/A)		
	Coarse	Medium	Fine
Preplant surface	DO NOT USE	1.75 to 2.50	2.50 to 3.50
Preplant incorporated	DO NOT USE	1.75 to 2.50	2.50 to 3.50
Preemergence	DO NOT USE	1.75 to 2.50	2.50 to 3.50
Early postemergence	DO NOT USE	1.25 to 2.50	2.50 to 3.50
Postemergence-directed (Layby)	1.25 to 2.50	1.25 to 2.50	2.50 to 3.50

¹ Refer to **Table 3** for definitions of soil texture groups.

Crop-specific Restrictions

- {Alternate Text: **DO NOT** apply **Zidua SC** as a preplant, preemergence, or postemergence over-the-top treatment in cotton.}
- **DO NOT** apply more than 3.50 fl ozs/A of **Zidua SC** (0.114 lb ai/A pyroxasulfone) in a single application.
- **DO NOT** apply more than a maximum cumulative amount of 6.75 fl ozs/A of **Zidua SC** (0.220 lb ai/A of pyroxasulfone) per year from sequential applications.
- **DO NOT** apply adjuvants with **Zidua SC** when making early postemergence application.
- **DO NOT** apply **Zidua SC** to cotton from emergence (at-cracking) through cotyledon stage or injury may occur.

Crop-specific Precautions

- **Seeding depth** - Cotton seed must be planted a minimum 1-inch deep.
- The use of **Zidua SC** may result in temporary growth suppression in cotton if extreme conditions of high rainfall and extended periods of water-saturated soil occur during cotton germination or early seedling development.
- There is no required (preharvest) interval between a preplant, preemergence, postemergence, or postemergence-directed (layby) application of **Zidua SC** and the harvest of cotton.
- Cotton gin byproducts may be fed to livestock.

Tank Mixes

It is the pesticide user's responsibility to ensure that all products are registered for the intended use. Read and follow the applicable restrictions and limitations and directions for use on all product labels involved in tank mixing. Users must follow the most restrictive directions for use and precautionary statements of each product in the tank mixture.

Zidua SC may be tank mixed or applied sequentially with one or more of, but not limited to, the following herbicide products for a broader spectrum of control and/or control of emerged weeds. Refer to the tank mix product labels to confirm that the respective tank mix products are registered for use on cotton. Follow the adjuvant directions for the tank mix partner of **Zidua SC**.

• Prowl® H2O herbicide

- glufosinate¹
- glyphosate²

¹ Includes postemergence-directed (layby) tank mixes on glufosinate-tolerant cotton varieties

² Includes postemergence and postemergence-directed (layby) tank mixes on glyphosate-tolerant cotton varieties

Dry Beans

Zidua SC may be applied preplant surface, preemergence, or early postemergence to dry bean (dried cultivars of bean including *Lupinus* species; *Phaseolus* species including field bean, kidney bean, lima bean (dry), navy bean, pinto bean, tepary bean; *Vigna* species including adzuki bean, blackeyed pea, catjang, cowpea, Crowder pea, moth bean, mung bean, rice bean, southern pea, urd bean; *Vicia* species including broad bean (dry), faba bean, fava bean; guar; and lablab bean for residual preemergence weed control.

Before applying to dry bean, verify with your local seed company (supplier) the selectivity of **Zidua SC** on your variety to avoid potential injury.

Application Rate

Apply **Zidua SC** alone, in tank mix, or sequentially in dry bean at the residual rates provided in **Table 9**.

Table 9. Residual Rates of Zidua SC in Dry Bean

Application Timing	Use Rate by Soil Texture ¹ (fl ozs/A)		
	Coarse	Medium	Fine
Preplant surface	1.75 to 6.50	1.75 to 6.50	1.75 to 6.50
Preemergence	1.75 to 6.50	1.75 to 6.50	1.75 to 6.50
Early postemergence	1.75 to 6.50	1.75 to 6.50	1.75 to 6.50

¹ Refer to **Table 3** for definitions of soil texture groups.

Application Timing

Zidua SC may be applied in a single application or in sequential applications.

Preplant Surface Application

Apply **Zidua SC** at the use rates specified in **Table 9** as a broadcast spray to the soil surface up to 30 days before planting on all soil types.

Preemergence Surface Application

Apply **Zidua SC** at use rates specified in **Table 9** as a broadcast spray to the soil surface after planting and before crop emergence.

Early Postemergence Application

Apply **Zidua® SC herbicide** at use rates specified in **Table 9** as a broadcast spray to dry bean from emergence to third-trifoliolate leaf stage. **Zidua SC** provides residual control of weeds germinating after application. **Zidua SC** will not control emerged weeds. Weeds that are already emerged at the time of application must be controlled with cultivation, tank mix or sequential application of another herbicide labeled for postemergence control of the target weeds in dry bean. **Zidua SC** applications to emerged dry bean may result in temporary leaf burn and stunting, but a reduction in dry bean yield is unexpected. Tank mixes of **Zidua SC** with other crop protection products or adjuvants may significantly enhance this effect. Depending upon growing conditions, recovery from this injury begins immediately but may take several weeks for the injury to dissipate entirely.

Sequential Application

If a sequential application program of **Zidua SC** is used (e.g. preplant or preemergence application followed by early postemergence application), the maximum combined rate of **Zidua SC** that may be applied in a cropping season (per year) is 8.25 fl ozs/A on all soils.

Crop-specific Restrictions

- **DO NOT** apply more than 6.50 fl ozs/A of **Zidua SC** (0.212 lb ai/A pyroxasulfone) in a single application.
- **DO NOT** apply more than a maximum cumulative amount of 8.25 fl ozs/A of **Zidua SC** (0.269 lb ai/A of pyroxasulfone) per cropping season (per year).

Crop-specific Precautions

- There is no required (preharvest) interval between a preplant, preemergence, or early postemergence application of **Zidua SC** and the harvest of dry bean.
- Legume vegetable forage and hay may be fed to or grazed by livestock.

Tank Mixes

It is the pesticide user's responsibility to ensure that all products are registered for the intended use. Read and follow the applicable restrictions and limitations and directions for use on all product labels involved in tank mixing. Users must follow the most restrictive directions for use and precautionary statements of each product in the tank mixture.

Zidua SC may be tank mixed or applied sequentially with one or more of, but not limited to, the following herbicide products for a broader spectrum of control and/or control of emerged weeds. Refer to the tank mix product labels to confirm that the respective tank mix products are registered for use on dry beans. Follow the adjuvant directions for the tank mix partner of **Zidua SC**.

- **Prowl® H2O herbicide**
- **Sharpen® powered by Kixor® herbicide**

Zidua SC may be tank mixed or applied sequentially with fungicide or insecticide products.

Dry Peas

Zidua SC may be applied preplant surface, preemergence, or early postemergence to dry pea (field pea, pigeon pea, Austrian winter pea, marrowfat pea) for residual preemergence weed control.

Before applying to dry pea, verify with your local seed company (supplier) the selectivity of **Zidua SC** on your variety to avoid potential injury.

Application Rate

Apply **Zidua SC** alone, in tank mix, or sequentially in dry pea at the residual rates provided in **Table 10**.

Table 10. Residual Rates of Zidua SC in Dry Pea

Application Timing	Use Rate by Soil Texture ¹ (fl ozs/A)		
	Coarse	Medium	Fine
Preplant surface	1.75 to 6.50	1.75 to 6.50	1.75 to 6.50
Preemergence	1.75 to 6.50	1.75 to 6.50	1.75 to 6.50
Early postemergence	1.75 to 6.50	1.75 to 6.50	1.75 to 6.50

¹Refer to **Table 3** for definitions of soil texture groups.

Application Timing

Zidua SC may be applied in a single application or in sequential applications.

Preplant Surface Application

Apply **Zidua SC** at the use rates specified in **Table 10** as a broadcast spray to the soil surface up to 30 days before planting on all soil types.

Preemergence Surface Application

Apply **Zidua SC** at use rates specified in **Table 10** as a broadcast spray to the soil surface after planting and before crop emergence.

Early Postemergence Application

Apply **Zidua SC** at use rates specified in **Table 10** as a broadcast spray to dry pea from emergence to third-trifoliolate leaf stage. **Zidua SC** provides residual control of weeds germinating after application. **Zidua SC** will not control emerged weeds. Weeds that are already emerged at the time of application must be controlled with cultivation, tank mix or sequential application of another herbicide labeled for postemergence control of the target weeds in dry pea. **Zidua SC** applications to emerged dry pea may result in temporary leaf burn and stunting, but a reduction in dry pea yield is unexpected. Tank mixes of **Zidua SC** with other crop protection products or adjuvants may significantly enhance this effect. Depending upon growing conditions, recovery from this injury begins immediately but may take several weeks for the injury to dissipate entirely.

Sequential Application

If a sequential application program of **Zidua SC** is used (e.g. preplant or preemergence application followed by

early postemergence application), the maximum combined rate of **Zidua® SC herbicide** that may be applied in a cropping season (per year) is 8.25 fl ozs/A on all soils.

Crop-specific Restrictions

- **DO NOT** apply more than 6.50 fl ozs/A of **Zidua SC** (0.212 lb ai/A pyroxasulfone) in a single application.
- **DO NOT** apply more than a maximum cumulative amount of 8.25 fl ozs/A of **Zidua SC** (0.269 lb ai/A of pyroxasulfone) per cropping season (per year).

Crop-specific Precautions

- There is no required (preharvest) interval between a pre-plant, preemergence, or early postemergence application of **Zidua SC** and the harvest of dry pea.
- Legume vegetable forage and hay may be fed to or grazed by livestock.

Tank Mixes

It is the pesticide user's responsibility to ensure that all products are registered for the intended use. Read and follow the applicable restrictions and limitations and directions for use on all product labels involved in tank mixing. Users must follow the most restrictive directions for use and precautionary statements of each product in the tank mixture.

Zidua SC may be tank mixed or applied sequentially with one or more of, but not limited to, the following herbicide products for a broader spectrum of control and/or control of emerged weeds. Refer to the tank mix product labels to confirm that the respective tank mix products are registered for use on dry peas. Follow the adjuvant directions for the tank mix partner of **Zidua SC**.

- **Prowl® H2O herbicide**
- **Sharpen® powered by Kixor® herbicide**

Zidua SC may be tank mixed or applied sequentially with fungicide or insecticide products.

Fallow

Zidua SC may be used as a residual treatment to control listed weeds at any time of the year during the fallow period following crop harvest and before the following crop is planted (see paragraph below pertaining to rotational crop planting intervals).

Application Rate and Timing

Apply **Zidua SC** as a broadcast spray at 1.75 to 6.50 fl ozs/A. Sequential applications may be made with a minimum of 30 days between applications. Best product performance is obtained when weeds are not emerged before application.

Specific rotational crop planting intervals must be observed between an application of **Zidua SC** and planting of the following crops (see **Table 4** for rotational crop planting intervals).

Crop-specific Restrictions

- **DO NOT** apply more than 6.5 fl ozs/A of **Zidua SC** (0.212 lb ai/A pyroxasulfone) in a single application.
- **DO NOT** apply more than a maximum cumulative amount of 8.25 fl ozs/A of **Zidua SC** (0.269 lb ai/A of pyroxasulfone) per cropping season (per year).

Lentil

Zidua SC may be applied preplant surface, preemergence, or early postemergence to lentil for residual preemergence weed control. Before applying to lentil, verify with your local seed company (supplier) the selectivity of **Zidua SC** on your variety to avoid potential injury.

Application Rate

Apply **Zidua SC** alone, in tank mix, or sequentially in lentil at the residual rates provided in **Table 11**.

Table 11. Residual Rates of Zidua SC in Lentil

Application Timing	Use Rate by Soil Texture ¹ (fl ozs/A)		
	Coarse	Medium	Fine
Preplant surface	1.75 to 6.50	1.75 to 6.50	1.75 to 6.50
Preemergence	1.75 to 6.50	1.75 to 6.50	1.75 to 6.50
Early postemergence	1.75 to 6.50	1.75 to 6.50	1.75 to 6.50

¹Refer to **Table 3** for definitions of soil texture groups.

Application Timing

Zidua SC may be applied in a single application or in sequential applications.

Preplant Surface Application

Apply **Zidua SC** at the use rates specified in **Table 11** as a broadcast spray to the soil surface up to 30 days before planting on all soil types.

Preemergence Surface Application

Apply **Zidua SC** at use rates specified in **Table 11** as a broadcast spray to the soil surface after planting and before crop emergence.

Early Postemergence Application

Apply **Zidua SC** at use rates specified in **Table 11** as a broadcast spray to lentil from emergence to third-trifoliolate leaf stage. **Zidua SC** provides residual control of weeds germinating after application. **Zidua SC** will not control emerged weeds. Weeds that are already emerged at the time of application must be controlled with cultivation, tank mix or sequential application of another herbicide labeled for postemergence control of the target weeds in lentil. **Zidua SC** applications to emerged lentil may result in temporary leaf burn and stunting, but a reduction in lentil yield is unexpected. Tank mixes of **Zidua SC** with other crop protection products or adjuvants may significantly enhance this effect. Depending upon growing conditions, recovery

from this injury begins immediately but may take several weeks for the injury to dissipate entirely.

Sequential Application

If a sequential application program of **Zidua® SC herbicide** is used (e.g. preplant or preemergence application followed by early postemergence application), the maximum combined rate of **Zidua SC** that may be applied in a cropping season (per year) is 8.25 fl ozs/A on all soils.

Crop-specific Restrictions

- **DO NOT** apply more than 6.50 fl ozs/A of **Zidua SC** (0.212 lb ai/A pyroxasulfone) in a single application.
- **DO NOT** apply more than a maximum cumulative amount of 8.25 fl ozs/A of **Zidua SC** (0.269 lb ai/A of pyroxasulfone) per cropping season (per year).

Crop-specific Precautions

- There is no required (preharvest) interval between a preplant, preemergence, or early postemergence application of **Zidua SC** and the harvest of lentil.
- Legume vegetable forage and hay may be fed to or grazed by livestock.

Tank Mixes

It is the pesticide user's responsibility to ensure that all products are registered for the intended use. Read and follow the applicable restrictions and limitations and directions for use on all product labels involved in tank mixing. Users must follow the most restrictive directions for use and precautionary statements of each product in the tank mixture.

Zidua SC may be tank mixed or applied sequentially with one or more of, but not limited to, the following herbicide products for a broader spectrum of control and/or control of emerged weeds. Refer to the tank mix product labels to confirm that the respective tank mix products are registered for use on lentils. Follow the adjuvant directions for the tank mix partner of **Zidua SC**.

- **Prowl® H2O herbicide**
- **Sharpen® powered by Kixor® herbicide**

Zidua SC may be tank mixed or applied sequentially with fungicide or insecticide products.

Peanut

Zidua SC may be applied preplant surface, preplant incorporated, preemergence, or early postemergence to peanut for residual preemergence weed control.

Before applying to peanut, verify with your local seed company (supplier) the selectivity of **Zidua SC** on your variety to avoid potential injury.

Application Rate

Apply **Zidua SC** alone, in tank mix, or sequentially in peanut at the residual rates provided in **Table 12**.

Table 12. Residual Rates of Zidua SC in Peanut

Application Timing	Use Rate by Soil Texture ¹ (fl ozs/A)		
	Coarse	Medium	Fine
Preplant surface	1.25 to 1.75	1.75 to 2.5	2.5 to 3.5
Preplant incorporated	1.25 to 1.75	1.75 to 2.5	2.5 to 3.5
Preemergence	1.25 to 1.75	1.75 to 2.5	2.5 to 3.5
Early postemergence	2.5 to 3.5 [Alternate text: 1.75 to 3.5]	2.5 to 3.5 [Alternate text: 1.75 to 3.5]	2.5 to 3.5 [Alternate text: 1.75 to 3.5]

¹Refer to **Table 3** for definitions of soil texture groups.

Application Timing

Zidua SC may be applied in a single application or in sequential applications.

Preplant Surface or Preplant Incorporated Applications (up to 14 days before planting)

Apply **Zidua SC** at the use rates specified in **Table 12** as a broadcast spray to the soil surface up or incorporated to 14 days before planting on all soil types.

Preemergence Surface Application

Apply **Zidua SC** at use rates specified in **Table 12** as a broadcast spray to the soil surface after planting, through ground swell, and before crop emergence.

Early Postemergence Application

Apply **Zidua SC** at use rates specified in **Table 12** as a broadcast spray to peanut from "at cracking" stage to first true leaf stage through beginning of pod development stage. **Zidua SC** provides residual control of weeds germinating after application. Weeds that are already emerged at the time of application must be controlled with cultivation, tank mix or sequential application of another herbicide labeled for postemergence control of the target weeds in peanut. **Zidua SC** applications to emerged peanut may result in temporary leaf burn and stunting, but a reduction in peanut yield is unexpected. Tank mixes of **Zidua SC** with other crop protection products or adjuvants may significantly enhance this effect. Depending upon growing conditions, recovery from this injury begins immediately but may take several weeks for the injury to dissipate entirely.

Adjuvants may be applied with **Zidua SC** when making early postemergence applications.

Sequential Application

If a sequential application program of **Zidua SC** is used (e.g. preplant or preplant incorporated or preemergence application followed by postemergence application, or consecutive postemergence applications), the maximum combined rate of **Zidua SC** that may be applied in a cropping season (per year) is 8.25 fl ozs/A on all soils. Separate sequential applications by at least 14 days.

State-specific use in Texas in areas west of

Interstate 35. Apply **Zidua® SC herbicide** early postemergence at 2.5 fl ozs/A. Use of **Zidua SC** may result in growth suppression if heavy rainfall or irrigation (> 2 inches) occur after application. If a sequential application program of **Zidua SC** is used (e.g. consecutive postemergence applications), the maximum combined rate of **Zidua SC** that may be applied in a cropping season (per year) is 5.0 fl ozs/A on all soils. Separate sequential applications by at least 21 days.

Crop-specific Restrictions

- **DO NOT** apply more than 3.5 fl ozs/A of **Zidua SC** (0.114 lb ai/A of pyroxasulfone) in a single application.
- **DO NOT** apply more than a maximum cumulative amount of 8.25 fl ozs/A of **Zidua SC** (0.269 lb ai/A of pyroxasulfone) per cropping season (per year).
- **DO NOT** tank mix **Zidua SC** with flumioxazin products when applying preplant surface, preplant incorporated, or preemergence.

Crop-specific Precautions

- **Zidua SC** applied preplant or preemergence or early postemergence (at-cracking through first leaf stage) may result in temporary growth suppression in peanut if extreme conditions of high rainfall and extended periods of water-saturated soil occur during peanut germination or early seedling development.
- There is no required (preharvest) interval between a preplant, preemergence, or early postemergence application of **Zidua SC** and the harvest of peanut.

Tank Mixes

It is the pesticide user's responsibility to ensure that all products are registered for the intended use. Read and follow the applicable restrictions and limitations and directions for use on all product labels involved in tank mixing. Users must follow the most restrictive directions for use and precautionary statements of each product in the tank mixture.

Zidua SC may be tank mixed or applied sequentially with one or more of, but not limited to, the following herbicide products for a broader spectrum of control and/or control of emerged weeds. Refer to the tank mix product labels to confirm that the respective tank mix products are registered for use on peanut. Follow the adjuvant directions for the tank mix partner of **Zidua SC**.

- **Basagran® 5L herbicide**
- **Cadre® herbicide**
- **Outlook® herbicide**
- **Poast® herbicide**
- **Prowl® H2O herbicide**
- **Pursuit® herbicide**
- paraquat

Zidua SC may be tank mixed or applied sequentially with fungicide or insecticide products.

Soybean

Zidua SC may be applied preplant surface, preplant incorporated, preemergence, early postemergence, or in the fall to soybean for residual preemergence control of listed weeds (**Table 1**). Before applying to soybean, verify with your local seed company (supplier) the selectivity of **Zidua SC** on your variety to avoid potential injury.

Application Rate

Apply **Zidua SC** alone, in tank mix, or sequentially in soybean at the residual rates in **Table 13**.

Table 13. Residual Rates of Zidua SC in Soybean

Application Timing	Use Rate by Soil Texture ¹ (fl ozs/A)		
	Coarse	Medium	Fine
Preplant surface	2.50 to 3.50	3.25 to 5.00	4.00 to 5.75
Preplant incorporated	2.50 to 3.50	3.25 to 5.00	4.00 to 5.75
Preemergence	2.50 to 3.50	3.25 to 5.00	4.00 to 5.75
Early postemergence	1.75 to 3.50	2.50 to 5.00	3.25 to 5.75

¹Refer to **Table 3** for definitions of soil texture groups.

Application Timing

Zidua SC may be applied in a single application or in sequential applications.

Fall/Winter Application for controlling weeds germinating in the fall, or winter annual weeds

Zidua SC may be broadcast surface applied in the fall or winter to control winter annual weeds and other weeds germinating in the fall. Use on coarse, medium, or fine soils at rates listed for the preplant surface timing. Sequential preemergence and/or postemergence applications can be made, but **DO NOT** exceed the maximum cumulative rate allowed by soil type per season. See the main **Application Timing** section of this label for restrictions and recommendations.

Early Preplant Surface Application (15 to 45 days before planting)

Use the higher application rates listed in **Table 13** for preplant surface applications when applied earlier (15 to 45 days) before planting. A lower rate within the list range could be used if a later sequential application is planned. Preplant surface applications are not recommended on coarse soils or in areas where average annual rainfall (or rainfall plus irrigation) typically exceeds 40 inches. Cultivation or a labeled postemergence herbicide application may still be required under certain conditions for complete weed control.

Preplant Surface or Preplant Incorporated Application (up to 14 days before planting)

Apply **Zidua® SC herbicide** at the use rates specified in **Table 13** as a broadcast spray to the soil surface or incorporated up to 14 days before planting on all soil types.

Preemergence Surface Application

Apply **Zidua SC** at use rates specified in **Table 13** as a broadcast spray to the soil surface after planting and before crop emergence.

Early Postemergence Application

Apply **Zidua SC** at use rates specified in **Table 13** as a postemergence broadcast spray to soybean from emergence (cracking stage) to third-trifoliate leaf stage.

Zidua SC provides residual control of weeds germinating after application. Weeds that are already emerged at the time of application must be controlled with cultivation, tank mix, or sequential application of another herbicide labeled for postemergence control of the target weeds in the crop. **Zidua SC** applications to emerged soybeans may result in temporary leaf burn and stunting, but any crop injury is typically transient and a reduction in soybean yield is unexpected. Tank mixes of **Zidua SC** with other crop protection products or adjuvants may significantly enhance this effect. Depending upon growing conditions, recovery from this injury begins immediately but may take several weeks for the injury to dissipate entirely.

Sequential Application

If a sequential application program of **Zidua SC** is used (e.g. fall application followed by spring application, or sequential applications in the spring), the maximum combined rate of **Zidua SC** that may be applied in a cropping season (per year) is 3.50 fl ozs/A on coarse soils or 5.75 fl ozs/A on medium-to-fine soils.

Crop-specific Restrictions

- **On coarse soil - DO NOT** apply more than a maximum cumulative amount of 3.50 fl ozs/A of **Zidua SC** (0.114 lb ai/A of pyroxasulfone) per year.
- **On all soils other than coarse - DO NOT** apply more than a maximum cumulative amount of 5.75 fl ozs/A of **Zidua SC** (0.187 lb ai/A of pyroxasulfone) per year.

Crop-specific Precautions

- **Seeding depth** - Soybean seed must be planted a minimum 1-inch deep.
- The use of **Zidua SC** may result in temporary growth suppression in soybean if extreme conditions of high rainfall and extended periods of water-saturated soil occur during soybean germination or early seedling development.
- There is no required (preharvest) interval between a preplant, preemergence, or early postemergence application of **Zidua SC** and the harvest of soybean grain.

Tank Mixes

It is the pesticide user's responsibility to ensure that all products are registered for the intended use. Read and follow the applicable restrictions and limitations and directions for use on all product labels involved in tank mixing. Users must follow the most restrictive directions for use and precautionary statements of each product in the tank mixture.

Zidua SC may be tank mixed or applied sequentially with one or more of, but not limited to, the following herbicide products for a broader spectrum of control and/or control of emerged weeds. Refer to the tank mix product labels to confirm that the respective tank mix products are registered for use on soybean. Follow the adjuvant directions for the tank mix partner of **Zidua SC**.

- **Outlook® herbicide**
- **Prowl® H2O herbicide**
- **Pursuit® herbicide**
- **Raptor® herbicide**
- **Sharpen® powered by Kixor® herbicide**
- **Verdict® powered by Kixor® herbicide**
- **Zidua® PRO powered by Kixor® herbicide**
- glyphosate¹

¹Includes postemergence tank mixes on glyphosate-tolerant soybean varieties

Sunflower

Zidua SC may be applied preplant surface, preemergence, or early postemergence to sunflower for residual preemergence weed control.

Before applying to sunflower, verify with your local seed company (supplier), university extension specialist (e.g. weed scientist, county agent, etc.), or BASF representative the selectivity of **Zidua SC** on your hybrid/variety to avoid potential injury.

Application Rate

Apply **Zidua SC** alone, in tank mix, or sequentially in sunflower at the residual rates provided in **Table 14**.

Table 14. Residual Rates of Zidua SC in Sunflower

Application Timing	Use Rate by Soil Texture ¹ (fl ozs/A)		
	Coarse	Medium	Fine
Preplant surface	1.75 to 2.50	2.50 to 5.00	5.0 to 6.50
Preemergence	1.75 to 2.50	2.50 to 5.00	5.0 to 6.50
Early postemergence	1.75 to 2.50	1.75 to 3.25	1.75 to 3.25

¹Refer to **Table 3** for definitions of soil texture groups.

Application Timing

Zidua SC may be applied in a single application or in sequential applications.

Fall/Winter Application for controlling weeds germinating in the fall, or winter annual weeds.

Zidua® SC herbicide may be broadcast surface applied in the fall or winter to control winter annual weeds and other weeds germinating in the fall. Use on coarse, medium, or fine soils at rates listed in **Table 14** for preplant surface timing.

Preplant Surface Application (15 to 45 days before planting)

Use application rates in **Table 14** when making preplant surface applications, using the highest application rate within the rate range for a given soil texture. Preplant surface applications are not recommended on coarse soils or areas where average annual rainfall (or rainfall plus irrigation) typically exceeds 40 inches. Cultivation or a labeled postemergence herbicide application may be required for complete weed control.

Preplant Surface Application (up to 14 days before planting)

Apply **Zidua SC** at the use rates specified in **Table 14** as a broadcast spray to the soil surface up to 14 days before planting on all soil types. Utilize a tank mix with an effective labeled burndown herbicide to control emerged weeds.

Preemergence Surface Application

Apply **Zidua SC** at use rates specified in **Table 14** as a broadcast spray to the soil surface after planting and before crop emergence. Apply **Zidua SC** only to a uniform seedbed which is firm and free of clods, cracks, excess trash (previous crop residue), and weed growth. The seedbed **MUST** be prepared to ensure good seed row closure and soil coverage of the seed. Utilize a tank mix with an effective labeled burndown herbicide to control emerged weeds.

Early Postemergence Application

Apply **Zidua SC** at use rates specified in **Table 14** as a broadcast spray to sunflower from first true leaf (leaf at least 1.5 inches long, V1 stage) through eight leaf stage (V8). **Zidua SC** will provide preemergence residual control of weeds germinating after application. Weeds that are already emerged at the time of application must be controlled with cultivation, or tank mix or sequential application of another herbicide labeled for postemergence control of the target weeds in the crop. **Zidua SC** applications to emerged sunflower may result in temporary leaf burn and stunting, but a reduction in sunflower yield is unexpected.

Adjuvants may be applied with **Zidua SC** when making early postemergence applications.

Sequential Application

If a sequential application program of **Zidua SC** is used (e.g. fall application followed by spring application, or sequential spring applications preplant surface or preemergence application followed by postemergence application

or consecutive postemergence applications), the maximum combined rate of **Zidua SC** that may be applied in a cropping season (per year) is 2.50 fl ozs/A on coarse soils and 8.25 fl ozs/A on medium-to-fine soils. Separate sequential applications by at least 14 days.

Crop-specific Restrictions

- In a single application, **DO NOT** apply more than the **Zidua SC** use rate specified for the application timing by soil texture (as specified in **Table 14**).
- **On coarse soil - DO NOT** apply more than a maximum cumulative amount of 2.50 fl ozs/A of **Zidua SC** (0.08 lb ai/A of pyroxasulfone) per cropping season (per year).
- **On all soils other than coarse - DO NOT** apply more than a maximum cumulative amount of 8.25 fl ozs/A of **Zidua SC** (0.269 lb ai/A of pyroxasulfone) per cropping season (per year).
- **DO NOT** apply **Zidua SC** preplant incorporated to sunflower.
- **DO NOT** apply **Zidua SC** to sunflower at cracking or cotyledon stage.
- **DO NOT** apply a tank mix of **Zidua SC** and **Beyond® herbicide** on **Clearfield®** sunflower hybrids/varieties.
- **DO NOT** apply **Zidua SC** postemergence less than 60 days before harvest of sunflower seed.

Crop-specific Precautions

- **Sunflower seed quality** - Plant high quality seed.
- **Seedbed preparation** - The seedbed **MUST** be prepared to ensure good seed row closure and soil coverage of the seed.
- The use of **Zidua SC** may result in temporary growth suppression or leaf burn in sunflower under stressful conditions including inadequate or excessive moisture or rainfall, cool and hot temperatures, compacted or crusted soils, injury from other pesticides, disease or other pest damage, mechanical injury, nutrient imbalances, or other conditions known to cause plant stress.
- There is no required (preharvest) interval between a preplant and preemergence application of **Zidua SC** and sunflower harvest.

Tank Mixes

It is the pesticide user's responsibility to ensure that all products are registered for the intended use. Read and follow the applicable restrictions and limitations and directions for use on all product labels involved in tank mixing. Users must follow the most restrictive directions for use and precautionary statements of each product in the tank mixture.

Zidua SC may be tank mixed or applied sequentially with one or more of, but not limited to, the following herbicide products for a broader spectrum of control and/or control

of emerged weeds. Refer to the tank mix product labels to confirm that the respective tank mix products are registered for use on sunflower. Follow the adjuvant directions for the tank mix partner of **Zidua® SC herbicide**.

- **Beyond® herbicide** (for use only on **Clearfield® Plus** sunflower hybrids/varieties)
- **Poast® herbicide**
- **Prowl® H2O herbicide**
- glyphosate (only with **Zidua SC** during preplant or pre-emergence applications)

If **Zidua SC** is tank mixed with another herbicide other than glyphosate or a graminicide, use a lower rate within the **Zidua SC** rate range for the application timing and soil texture (as specified in **Table 14**).

Zidua SC may be tank mixed or applied sequentially with fungicide or insecticide products.

Wheat

Crop Tolerance

Zidua SC applied preplant surface or preemergence can cause wheat injury. Under stressful conditions (including inadequate or excessive moisture, cool or hot temperatures, compacted soils, injury from other pesticides, disease or other pest damage, mechanical injury, nutrient imbalances, or other conditions known to cause plant stress), **Zidua SC** injury will be intensified.

Wheat is tolerant to **Zidua SC** when applied delayed preemergence or early postemergence. However, some visual wheat response is possible when **Zidua SC** is applied to wheat under stressful conditions including inadequate or excessive moisture, cool or hot temperatures, compacted soils, injury from other pesticides, disease or other pest damage, mechanical injury, nutrient imbalances, or other conditions known to cause plant stress.

Wheat response is most often visible as stunting and/or discoloration of leaf tissue (e.g. chlorosis), but in its most severe form can result in stand loss and yield reduction. The greatest potential for wheat response occurs when **Zidua SC** concentrates in the crop row. Unacceptable wheat response may be caused by uneven application, soil clods or disturbances, an open/cracked seed furrow that allows herbicide to directly contact the seed, or a deep seed furrow that allows herbicide concentration after a rain/irrigation event during wheat germination.

Certain wheat varieties can be more sensitive to **Zidua SC**. Before applying to wheat, verify tolerance with your local seed company (supplier), university extension specialist (e.g. wheat breeder, weed scientist, county agent, etc.), or BASF representative.

Weed Control

Zidua SC is a selective rate-dependent residual herbicide for control or suppression of annual grass and broadleaf weeds including biotypes resistant to ACCase inhibitors, ALS inhibitors, and glyphosate.

When applied as directed in wheat, **Zidua SC** provides residual control or suppression of the weeds listed in **Table 2** and also provides suppression of other weeds listed in **Table 1**. For broad-spectrum weed control, a tank mix partner or a sequentially applied herbicide partner is needed. Refer to **Tank Mixes** following in **Wheat** section of this label for additional information.

Application Information

Apply **Zidua SC** preplant surface, preemergence, delayed preemergence, or early postemergence in fall-seeded or spring-seeded wheat for residual weed control.

Apply **Zidua SC** only to a uniform seedbed that is firm and free of clods, cracks, excess trash (previous crop residue), and weed growth. The seedbed **MUST** be prepared to ensure good seed row closure and soil coverage of the seed. Open furrows or poor furrow closure can result in crop injury. Use high quality seed. Plant seed at least 3/4-inch deep to avoid crop injury.

The use of **Zidua SC** in wheat may result in temporary or sustained growth suppression and chlorosis if high rainfall or irrigation leads to extended periods of water-saturated soil during early seedling development. To reduce crop response, avoid applying **Zidua SC** if a long period of rain is expected before wheat emergence.

Herbicidal activity of **Zidua SC** may be reduced if trash from the previous crop covers more than 25% of the soil surface. Manage trash levels with combine straw shredder/spreaders, earlier burndown of emerged weeds, or light tillage.

Prolonged periods of dry weather following application of **Zidua SC** may reduce herbicidal effectiveness. When **Zidua SC** is not activated and weeds emerge, a labeled and effective postemergence herbicide in wheat may be needed to control weed escapes.

Zidua SC will not control germinated or emerged weeds, and should be applied with a tank mix partner or sequential application with a labeled burndown or postemergence wheat herbicide(s) for control of emerged weeds.

Application Rate

Apply **Zidua SC** alone, in tank mix, or sequentially in wheat at the residual rates in **Table 15**.

Table 15. Residual Rates of Zidua® SC herbicide in Wheat

Application Timing	Use Rate by Soil Texture ¹ (fl ozs/A)		
	Coarse	Medium	Fine
Preplant surface or Preemergence	1.00 to 2.00	1.75 to 2.50	1.75 to 3.00
Delayed preemergence	1.25 to 1.75	1.75 to 2.50	1.75 to 3.25
Early postemergence	1.75 to 4.00	1.75 to 4.00	1.75 to 4.00

¹ Refer to **Table 3** for definitions of soil texture groups.

Application Timing

Zidua SC may be applied in a single application or in sequential applications relative to the growth stage of wheat.

Preplant Surface Application

Apply **Zidua SC** at the use rates specified in **Table 15** as a broadcast spray to the soil surface no more than 14 days before planting on all soil types. Soil disturbance after application from planters/drills may result in herbicide incorporation that can result in unacceptable crop injury, or displacement of **Zidua SC** that can result in inconsistent weed control. See **State-specific Use Instructions** for applications in Idaho, Montana, Oregon, and Washington.

Preemergence Surface Application

Apply **Zidua SC** at the use rates specified in **Table 15** after planting but before wheat spiking as a broadcast spray to the soil surface with uniform seedbed that is firm and free of clods. Ensure good seed row closure and soil coverage to avoid contact with **Zidua SC**. As the interval from planting to application increases, the potential for crop injury decreases. See **State-specific Use Instructions** for applications in Idaho, Montana, Oregon, and Washington.

Delayed Preemergence Surface Application

Apply **Zidua SC** at the use rates specified in **Table 15** as a broadcast spray to the soil surface following wheat planting when 80% of germinated wheat seeds have a shoot at least 1/2-inch long until wheat spiking.

Early Postemergence Application

Apply **Zidua SC** at the use rates specified in **Table 15** as a broadcast spray to wheat at spiking up to the 4th-tiller growth stage. **Zidua SC** will only suppress or control labeled weeds that germinate after the early postemergence application and rainfall/irrigation activation. Apply **Zidua SC** as early as possible after wheat emergence to prevent weed emergence.

Sequential Application

Zidua SC may be applied as a sequential or split application program where a preplant, preemergence, or delayed preemergence application is followed by an early postemergence application or where multiple early

postemergence applications are made. **DO NOT** apply more than a maximum cumulative amount of 4.00 fl ozs/A (0.130 lb ai/A of pyroxasulfone) per year.

State-specific Use Instructions for Preplant and Preemergence Applications in Idaho, Montana, Oregon, and Washington.

Apply **Zidua SC** preplant surface or preemergence in fall-seeded winter wheat for residual weed control. **DO NOT** apply on spring wheat. Apply **Zidua SC** only to a uniform seedbed that is firm and free of clods, cracks, excess trash (previous crop residue), and weed growth. The seedbed **MUST** be prepared to ensure good seed row closure and soil coverage of the seed. Open furrows or poor furrow closure can result in crop injury. Use high quality seed. Plant seed at least 1-inch deep, but not greater than 1.5-inches deep to avoid crop injury. Avoid planting seed into loose, powdery soil because unacceptable crop injury may result if soil settles and final planting depth is less than 1-inch. Apply **Zidua SC** preplant surface or preemergence at 1.75 to 3.25 fl ozs/A on medium soils and at 2.00 to 3.25 fl ozs/A on fine soils. **DO NOT** apply on coarse soils. Avoid application to soils with less than 2% organic matter and/or pH greater than 7.5 because unacceptable crop injury may occur. Follow all other application instructions and restrictions and limitations for preplant and preemergence applications of **Zidua SC** in wheat.

Crop-specific Restrictions

- **DO NOT** apply more than a maximum cumulative amount of 4.00 fl ozs/A of **Zidua SC** (0.130 lb ai/A of pyroxasulfone) per year.
- **DO NOT** apply **Zidua SC** to durum wheat.
- **DO NOT** seed wheat deeper than 1.5 inches after a preplant application or before a preemergence or delayed preemergence application.
- **DO NOT** apply **Zidua SC** to flooded fields or saturated soils.
- **DO NOT** apply preemergence if 1/4 inch or more rain is expected within 48 hours after application.
- **DO NOT** irrigate fields after a preemergence or delayed preemergence application until wheat spiking.
- **DO NOT** apply preplant, preemergence, or delayed preemergence to broadcast-seeded wheat.
- **DO NOT** apply **Zidua SC** {Alternate Text - preplant surface}, preplant incorporated, {Alternate Text - preemergence} in wheat.

Crop-specific Precautions

- Wheat forage and hay can be fed or grazed 7 or more days after application.

Tank Mixes

It is the pesticide user's responsibility to ensure that all products are registered for the intended use. Read and follow the applicable restrictions and limitations and directions for use on all product labels involved in tank mixing. Users must follow the most restrictive directions for use and precautionary statements of each product in the tank mixture.

Preplant or Preemergence. Zidua® SC herbicide may be tank mixed or applied sequentially with one or more of, but not limited to, the following herbicide products for a broader spectrum of control and/or control of emerged weeds. Refer to the tank mix product labels to confirm that the respective tank mix products are registered for preplant or preemergence use on wheat. Follow the adjuvant directions for the tank mix partner of **Zidua SC**.

- **Sharpen® powered by Kixor® herbicide**
- glyphosate

Delayed Preemergence. Zidua SC may be tank mixed or applied sequentially with one or more of, but not limited to, the following herbicide products for a broader spectrum of control and/or control of emerged weeds. Refer to the tank mix product labels to confirm that the respective tank mix products are registered for delayed preemergence use on wheat. Follow the adjuvant directions for the tank mix partner of **Zidua SC**.

- **Sharpen powered by Kixor**
- glyphosate

NOTE: Applying **Sharpen** or glyphosate to emerged wheat will severely injure or kill the crop. **DO NOT** tank mix with **Sharpen**, glyphosate, or any other burndown herbicides if wheat has emerged (i.e. spiking or later).

Early Postemergence. Zidua SC may be tank mixed or applied sequentially with one or more of, but not limited to, the following herbicide products for a broader spectrum of control and/or control of emerged weeds. Refer to the tank mix product labels to confirm that the respective tank mix products are registered for early postemergence use on wheat. Follow the adjuvant directions for the tank mix partner of **Zidua SC**.

- **Beyond® herbicide**
(for **Clearfield®** or **Clearfield® Plus** wheat only)
- **Clarity® herbicide**
- **Prowl® H2O herbicide**
- metribuzin (winter wheat only)
- **Axial® XL herbicide**

Conditions of Sale and Warranty

The **Directions For Use** of this product reflect the opinion of experts based on field use and tests. The directions are believed to be reliable and must be followed carefully. However, it is impossible to eliminate all risks inherently associated with the use of this product. Crop injury, ineffectiveness or other unintended consequences may result because of such factors as weather conditions, presence of other materials, or use of the product in a manner inconsistent with its labeling, all of which are beyond the control of BASF CORPORATION ("BASF") or the Seller. To the extent consistent with applicable law, all such risks shall be assumed by the Buyer.

BASF warrants that this product conforms to the chemical description on the label and is reasonably fit for the purposes referred to in the **Directions For Use**, subject to the inherent risks, referred to above.

TO THE EXTENT CONSISTENT WITH APPLICABLE LAW, BASF MAKES NO OTHER EXPRESS OR IMPLIED WARRANTY OF FITNESS OR MERCHANTABILITY OR ANY OTHER EXPRESS OR IMPLIED WARRANTY.


TO THE EXTENT CONSISTENT WITH APPLICABLE LAW, BUYER'S EXCLUSIVE REMEDY AND BASF'S EXCLUSIVE LIABILITY, WHETHER IN CONTRACT, TORT, NEGLIGENCE, STRICT LIABILITY, OR OTHERWISE, SHALL BE LIMITED TO REPAYMENT OF THE PURCHASE PRICE OF THE PRODUCT.

TO THE EXTENT CONSISTENT WITH APPLICABLE LAW, BASF AND THE SELLER DISCLAIM ANY LIABILITY FOR CONSEQUENTIAL, EXEMPLARY, SPECIAL OR INDIRECT DAMAGES RESULTING FROM THE USE OR HANDLING OF THIS PRODUCT.

BASF and the Seller offer this product, and the Buyer and User accept it, subject to the foregoing **Conditions of Sale and Warranty** which may be varied only by agreement in writing signed by a duly authorized representative of BASF.

1108

Basagran, Beyond, Cadre, Clarity, Clearfield, Kixor, Outlook, Poast, Prowl, Pursuit, Raptor, Sharpen, Status, Verdict, and Zidua are registered trademarks of BASF.

The  symbol is a registered trademark of Kumiai Chemical Industry Co., Ltd.

Axial is a registered trademark of a Syngenta Group Company.

© 2017 BASF Corporation
All rights reserved.

007969-00374.20170530b.NVA 2017-04-489-0044

Supersedes: NVA 2015-04-489-0165

Supplementals: NVA 2017-04-489-0045

NVA 2017-04-489-0046

NVA 2017-04-489-0047

NVA 2017-04-489-0048

BASF Corporation
26 Davis Drive
Research Triangle Park, NC 27709



We create chemistry

Supplemental Label



Zidua[®] SC
Herbicide

Amended crop rotation intervals

This supplemental label expires September 30, 2020, and must not be used or distributed after this date.

Active Ingredient:

pyroxasulfone: 3-[[[5-(difluoromethoxy)-1-methyl-3-(trifluoromethyl)-1*H*-pyrazol-4-yl]methyl]sulfonyl]-4,5-dihydro-5,5-dimethylisoxazole 41.46%

Other Ingredients: 58.54%

Total: 100.00%

Contains 4.17 pounds of pyroxasulfone per gallon formulated as a water-based suspension concentrate

EPA Reg. No. 7969-374

CAUTION/PRECAUCION

Directions For Use

- It is a violation of federal law to use this product in a manner inconsistent with its labeling.
- The supplemental labeling and the entire **Zidua[®] SC herbicide** container label, EPA Reg. No. 7969-374, must be in possession of the user at the time of application.
- Read the label affixed to the container for **Zidua SC** before applying.
- Use of **Zidua SC** according to this labeling is subject to the use precautions and limitations imposed by the label affixed to the container for **Zidua**.

ACCEPTED

08/24/2017

Under the Federal Insecticide, Fungicide and Rodenticide Act as amended, for the pesticide registered under EPA Reg. No. 7969-374

Product Information

Zidua SC is a selective rate-dependent residual preemergence herbicide for controlling annual grasses, sedges, and annual broadleaf weeds. Refer to the **Zidua SC** container label for a complete list of weeds controlled and for specific application use directions in labeled crops.

Crop Rotation Intervals

Use the following table to determine the proper interval between **Zidua® SC herbicide** application and planting of rotational crops. Determine the crop rotation interval for tank mix products, and use the most restrictive interval of all products applied.

Table 1. Rotational Crop Planting Intervals by Zidua SC Application Rate.

Crop	Zidua SC Use Rate (fl ozs/A)			
	1.75	3.25	5.00	6.50
	Rotational Crop Interval (months after application)			
Beans, edible dry	11	11	11	11
Beans, edible-podded and succulent shelled	11	11	11	11
Chickpea	1	1	1	2
Flax	2	4	6	8
Lentil	1	1	2	4
Peanut	1	2	4	4
Peas, edible-podded and succulent shelled	9	9	11	11
Peas, field (dry)	1	1	1	2
Safflower	1	1	1	2
Sunflower	1	2	3	3

Conditions of Sale and Warranty

The **Directions For Use** of this product reflect the opinion of experts based on field use and tests. The directions are believed to be reliable and must be followed carefully. However, it is impossible to eliminate all risks inherently associated with the use of this product. Crop injury, ineffectiveness or other unintended consequences may result because of such factors as weather conditions, presence of other materials, or use of the product in a manner inconsistent with its labeling, all of which are beyond the control of BASF CORPORATION ("BASF") or the Seller. To the extent consistent with applicable law, all such risks shall be assumed by the Buyer.

BASF warrants that this product conforms to the chemical description on the label and is reasonably fit for the purposes referred to in the **Directions For Use**, subject to the inherent risks, referred to above.

TO THE EXTENT CONSISTENT WITH APPLICABLE LAW, BASF MAKES NO OTHER EXPRESS OR IMPLIED WARRANTY OF FITNESS OR MERCHANTABILITY OR ANY OTHER EXPRESS OR IMPLIED WARRANTY.


TO THE EXTENT CONSISTENT WITH APPLICABLE LAW, BUYER'S EXCLUSIVE REMEDY AND BASF'S EXCLUSIVE LIABILITY, WHETHER IN CONTRACT, TORT, NEGLIGENCE, STRICT LIABILITY, OR OTHERWISE, SHALL BE LIMITED TO REPAYMENT OF THE PURCHASE PRICE OF THE PRODUCT.

TO THE EXTENT CONSISTENT WITH APPLICABLE LAW, BASF AND THE SELLER DISCLAIM ANY LIABILITY FOR CONSEQUENTIAL, EXEMPLARY, SPECIAL OR INDIRECT DAMAGES RESULTING FROM THE USE OR HANDLING OF THIS PRODUCT.

BASF and the Seller offer this product, and the Buyer and User accept it, subject to the foregoing **Conditions of Sale and Warranty** which may be varied only by agreement in writing signed by a duly authorized representative of BASF.

1108

Zidua is a registered trademarks of BASF.

The  symbol is a registered trademark of Kumiai Chemical Industry Co., Ltd.

© 2017 BASF Corporation
All rights reserved.

007969-00374.20170524.NVA 2017-04-489-0045

BASF Corporation
26 Davis Drive
Research Triangle Park, NC 27709



We create chemistry

Supplemental Label



Zidua[®] SC
Herbicide

For weed control in peanut

This supplemental label expires September 30, 2020, and must not be used or distributed after this date.

Active Ingredient:

pyoxasulfone: 3-[[[5-(difluoromethoxy)-1-methyl-3-(trifluoromethyl)-1H-pyrazol-4-yl]methyl]sulfonyl]-4,5-dihydro-5,5-dimethylisoxazole 41.46%

Other Ingredients: 58.54%

Total: 100.00%

Contains 4.17 pounds of pyoxasulfone per gallon formulated as a water-based suspension concentrate

EPA Reg. No. 7969-374

CAUTION/PRECAUCION

Directions For Use

- It is a violation of federal law to use this product in a manner inconsistent with its labeling.
- The supplemental labeling and the entire **Zidua[®] SC herbicide** container label, EPA Reg. No. 7969-374, must be in possession of the user at the time of application.
- Read the label affixed to the container for **Zidua SC** before applying.
- Use of **Zidua SC** according to this labeling is subject to the use precautions and limitations imposed by the label affixed to the container for **Zidua SC**.

Product Information

Zidua SC is a selective rate-dependent residual preemergence herbicide for controlling annual grasses, sedges, and annual broadleaf weeds. Refer to the **Zidua SC** container label for a complete list of weeds controlled.

Periods of dry weather following application of **Zidua SC** may reduce herbicidal effectiveness. **Zidua SC** must be activated by at least 1/2 inch of rainfall or irrigation before weed germination and emergence. When **Zidua SC** is not activated and weeds emerge, a labeled postemergence herbicide or shallow cultivation may be needed to control weed escapes. **Zidua SC** does not control emerged weeds.

BASF Corporation
26 Davis Drive, Research Triangle Park, NC 27709

Application Information

Zidua SC may be applied preplant surface, preplant incorporated, preemergence, or early postemergence to peanut for residual preemergence weed control.

Before applying to peanut, verify with your local seed company (supplier) the selectivity of **Zidua SC** on your variety to avoid potential injury.

ACCEPTED

08/24/2017

Under the Federal Insecticide, Fungicide
and Rodenticide Act as amended, for the
pesticide registered under
EPA Reg. No. 7969-374

BASF

We create chemistry

Application Rate

Apply **Zidua® SC herbicide** alone, in tank mix, or sequentially in peanut at the residual rates are provided in **Table 1**.

Table 1. Residual Rates of Zidua SC in Peanut

Application Timing	Use Rate by Soil Texture ¹ (fl ozs/A)		
	Coarse	Medium	Fine
Preplant Surface	1.25 to 1.75	1.75 to 2.5	2.5 to 3.5
Preplant Incorporated	1.25 to 1.75	1.75 to 2.5	2.5 to 3.5
Preemergence	1.25 to 1.75	1.75 to 2.5	2.5 to 3.5
Early Postemergence	2.5 to 3.5 [Alternate text: 1.75 to 3.5]	2.5 to 3.5 [Alternate text: 1.75 to 3.5]	2.5 to 3.5 [Alternate text: 1.75 to 3.5]

¹ Refer to container label for soil-texture groups.

Application Timing

Zidua SC may be applied in a single application or in sequential applications.

Preplant Surface or Preplant Incorporated Applications (up to 14 days before planting)

Apply **Zidua SC** at the use rates specified in **Table 1** as a broadcast spray to the soil surface or incorporated up to 14 days before planting on all soil types.

Preemergence Surface Application

Apply **Zidua SC** at use rates specified in **Table 1** as a broadcast spray to the soil surface after planting, through ground swell, and before crop emergence.

Early Postemergence Application

Apply **Zidua SC** at use rates specified in **Table 1** as a broadcast spray to peanut from “at-cracking” stage to first true leaf stage through beginning of pod development stage. **Zidua SC** provides residual control of weeds germinating after application. Weeds that are already emerged at the time of application must be controlled with cultivation, or tank mix or sequential application of another herbicide labeled for postemergence control of the target weeds in peanut. **Zidua SC** applications to emerged peanut may result in temporary leaf burn and stunting, but a reduction in peanut yield is unexpected. Tank mixes of **Zidua SC** with other crop protection products or adjuvants may significantly enhance this effect. Depending upon growing conditions, recovery from this injury begins immediately but may take several weeks for the injury to dissipate entirely.

Adjuvants may be applied with **Zidua SC** when making early postemergence applications.

Sequential Applications

If a sequential application program of **Zidua SC** is used (e.g. preplant or preplant incorporated or preemergence application followed by postemergence application, or consecutive postemergence applications), the maximum combined rate of **Zidua SC** that may be applied in a cropping season (per year) is 8.25 fl ozs/A on all soils. Separate sequential applications by at least 14 days.

State-specific use in Texas in areas west of Interstate 35. Apply **Zidua SC** early postemergence at 2.5 fl ozs/A. Use of **Zidua SC** may result in growth suppression if heavy rainfall or irrigation (> 2 inches) occur after application. If a sequential application program of **Zidua SC** is used (e.g. consecutive postemergence applications), the maximum combined rate of **Zidua SC** that may be applied in a cropping season (per year) is 5.0 fl ozs/A on all soils. Separate sequential applications by at least 21 days.

Crop-specific Restrictions

- **DO NOT** apply more than 3.5 fl ozs/A of **Zidua SC** (0.112 lb ai/A of pyroxasulfone) in a single application.
- **DO NOT** apply more than a maximum cumulative amount of 8.25 fl ozs/A of **Zidua SC** (0.269 lb ai/A of pyroxasulfone) per cropping season (per year).
- **DO NOT** tank mix **Zidua SC** with flumioxazin products when applying preplant surface, preplant incorporated, or preemergence.

Crop-specific Precautions

- **Zidua SC** applied preplant or preemergence or early postemergence (at-cracking through first leaf stage) may result in temporary growth suppression in peanut if extreme conditions of high rainfall and extended periods of water-saturated soil occur during peanut germination or early seedling development.
- There is no required (preharvest) interval between a preplant, preemergence, or early postemergence application of **Zidua SC** and harvest of peanut.

Tank Mixes

It is the pesticide user's responsibility to ensure that all products are registered for the intended use. Read and follow the applicable restrictions and limitations and directions for use on all product labels involved in tank mixing. Users must follow the most restrictive directions for use and precautionary statements of each product in the tank mixture.

Zidua® SC herbicide may be tank mixed or applied sequentially with one or more of, but not limited to, the following herbicide products for a broader spectrum of control and/or control of emerged weeds. Refer to the tank mix product labels to confirm that the respective tank mix products are registered for use on peanut. Follow the adjuvant directions for the tank mix partner of **Zidua SC**.

- **Basagran® 5L herbicide**
- **Cadre® herbicide**
- **Outlook® herbicide**
- **Poast® herbicide**
- **Prowl® H2O herbicide**
- **Pursuit® herbicide**
- paraquat

Zidua SC may be tank mixed or applied sequentially with fungicide or insecticide products.

Conditions of Sale and Warranty

The **Directions For Use** of this product reflect the opinion of experts based on field use and tests. The directions are believed to be reliable and must be followed carefully. However, it is impossible to eliminate all risks inherently associated with the use of this product. Crop injury, ineffectiveness or other unintended consequences may result because of such factors as weather conditions, presence of other materials, or use of the product in a manner inconsistent with its labeling, all of which are beyond the control of BASF CORPORATION ("BASF") or the Seller. To the extent consistent with applicable law, all such risks shall be assumed by the Buyer.

BASF warrants that this product conforms to the chemical description on the label and is reasonably fit for the purposes referred to in the **Directions For Use**, subject to the inherent risks, referred to above.

TO THE EXTENT CONSISTENT WITH APPLICABLE LAW, BASF MAKES NO OTHER EXPRESS OR IMPLIED WARRANTY OF FITNESS OR MERCHANTABILITY OR ANY OTHER EXPRESS OR IMPLIED WARRANTY.


TO THE EXTENT CONSISTENT WITH APPLICABLE LAW, BUYER'S EXCLUSIVE REMEDY AND BASF'S EXCLUSIVE LIABILITY, WHETHER IN CONTRACT, TORT, NEGLIGENCE, STRICT LIABILITY, OR OTHERWISE, SHALL BE LIMITED TO REPAYMENT OF THE PURCHASE PRICE OF THE PRODUCT.

TO THE EXTENT CONSISTENT WITH APPLICABLE LAW, BASF AND THE SELLER DISCLAIM ANY LIABILITY FOR CONSEQUENTIAL, EXEMPLARY, SPECIAL OR INDIRECT DAMAGES RESULTING FROM THE USE OR HANDLING OF THIS PRODUCT.

BASF and the Seller offer this product, and the Buyer and User accept it, subject to the foregoing **Conditions of Sale and Warranty** which may be varied only by agreement in writing signed by a duly authorized representative of BASF.

1108

Basagran, Cadre, Outlook, Poast, Prowl, Pursuit, and Zidua are registered trademarks of BASF.

The  symbol is a registered trademark of Kumiai Chemical Industry Co., Ltd.

© 2017 BASF Corporation
All rights reserved.

007969-00374.20170524c.NVA 2017-04-489-0046

BASF Corporation
26 Davis Drive
Research Triangle Park, NC 27709



We create chemistry

ACCEPTED
 08/24/2017
 Under the Federal Insecticide, Fungicide
 and Rodenticide Act as amended, for the
 pesticide registered under
 EPA Reg. No. 7969-374

Group 15 Herbicide

Supplemental Label



Zidua[®] SC
 Herbicide

For weed control in winter wheat from preplant surface and preemergence applications in Idaho, Montana, Oregon, and Washington

This supplemental label expires September 30, 2020, and must not be used or distributed after this date.

Active Ingredient:

pyoxasulfone: 3-[[[5-(difluoromethoxy)-1-methyl-3-(trifluoromethyl)-1H-pyrazol-4-yl]methyl]sulfonyl]-4,5-dihydro-5,5-dimethylisoxazole	41.46%
Other Ingredients:	58.54%
Total:	100.00%

Contains 4.17 pounds of pyoxasulfone per gallon formulated as a water-based suspension concentrate

EPA Reg. No. 7969-374
CAUTION/PRECAUCION

Directions For Use

- It is a violation of federal law to use this product in a manner inconsistent with its labeling.
- The supplemental labeling and the entire **Zidua[®] SC herbicide** container label, EPA Reg. No. 7969-374, must be in possession of the user at the time of application.
- Read the label affixed to the container for **Zidua SC** before applying.
- Use of **Zidua SC** according to this labeling is subject to the use precautions and limitations imposed by the label affixed to the container for **Zidua SC**.

most severe form can result in stand loss and yield reduction. The greatest potential for wheat response occurs when **Zidua SC** concentrates in the crop row. Unacceptable wheat response may be caused by uneven application, uneven seeding depth, soil clods or disturbances, an open/cracked seed furrow that allows herbicide to directly contact the seed, or a deep seed furrow that allows herbicide concentration after a rain/irrigation event during wheat germination. Certain wheat varieties can be more sensitive to **Zidua SC**. Before applying to wheat, verify tolerance with your local seed company (supplier), university extension specialist (e.g. wheat breeder, weed scientist, county agent, etc.), or BASF representative.

Crop Tolerance

Zidua SC applied preplant surface or preemergence surface can cause wheat injury. Under stressful conditions (including improper seeding depth, inadequate or excessive moisture, cool or hot temperatures, compacted soils, injury from other pesticides, disease or other pest damage, mechanical injury, nutrient imbalances, or other conditions known to cause plant stress), **Zidua SC** injury will be intensified.

Wheat response is most often visible as stunting and/or discoloration of leaf tissue (e.g. chlorosis), but in its

Weed Control

Zidua SC is a selective rate-dependent residual herbicide for control or suppression of annual grass weeds and broadleaf weeds including biotypes resistant to ACCase inhibitors, ALS inhibitors, and glyphosate.

When applied as directed in winter wheat, **Zidua SC** provides residual control or suppression of the weeds listed in the **Zidua SC** container label.

Additional weed controlled under this supplemental label: rattail fescue.

Application Information

Apply **Zidua® SC herbicide** preplant surface or preemergence in fall-seeded winter wheat for residual weed control.

Apply **Zidua SC** only to a uniform seedbed that is firm and free of clods, cracks, excess trash (previous crop residue), and weed growth. The seedbed **MUST** be prepared to ensure good seed row closure and soil coverage of the seed. Open furrows or poor furrow closure can result in crop injury. Use high quality seed. Plant seed at least 1-inch deep, but not greater than 1.5-inches deep to avoid crop injury.

The use of **Zidua SC** in wheat may result in temporary or sustained growth suppression and chlorosis if high rainfall or irrigation leads to extended periods of water-saturated soil during early seedling development. To reduce crop response, avoid applying **Zidua SC** if a long period of rain is expected before wheat emergence.

Herbicidal activity of **Zidua SC** may be reduced if trash from the previous crop covers more than 25% of the soil surface. Manage trash levels with combine straw shredder/spreaders, earlier burndown of emerged weeds, or light tillage.

Prolonged periods of dry weather following application of **Zidua SC** may reduce herbicidal effectiveness. When **Zidua SC** is not activated and weeds emerge, a labeled and effective postemergence herbicide in wheat may be needed to control weed escapes.

Zidua SC will not control germinated or emerged weeds, and should be applied with a tank mix partner or sequential application with a labeled burndown or postemergence wheat herbicide(s) for control of emerged weeds.

Application Method and Timing

Zidua SC may be applied in a single application or sequential applications relative to growth stage of wheat.

Preplant Surface Application

Apply **Zidua SC** as a broadcast spray to the soil surface no more than 14 days before planting on all soil types. Soil disturbance after application from planters/drills may result in herbicide incorporation that can result in unacceptable crop injury, or displacement of **Zidua SC** that can result in inconsistent weed control.

Preemergence Surface Application

Apply **Zidua SC** after planting but before wheat spiking as a broadcast spray to the soil surface with uniform seedbed that is firm and free of clods. Ensure good seed row closure and soil coverage to avoid contact

with **Zidua SC**. As the interval from planting to application increases, the potential for crop injury decreases.

Sequential Application

Zidua SC may be applied as a sequential or split application program where a preplant or preemergence application is followed by an early postemergence application (refer to **Zidua SC** container label for early postemergence use directions). **DO NOT** apply more than a maximum cumulative amount of 4.0 fl ozs/A (0.130 lb ai/A of pyroxasulfone) per year.

Application Rate

Apply **Zidua SC** alone, in tank mix, or sequentially in winter wheat at the residual rates in the table following.

Application Timing	Zidua SC Use Rate by Soil Texture ¹ (fl ozs/A)		
	Coarse	Medium	Fine
Preplant Surface	DO NOT USE	1.75 to 3.25	2.00 to 3.25
Preemergence	DO NOT USE	1.75 to 3.25	2.00 to 3.25

¹ Refer to container label for definition of soil-texture groups.

Crop-specific Restrictions

- **DO NOT** apply more than a maximum cumulative amount of 4.0 fl ozs/A of **Zidua SC** (0.130 lb ai/A of pyroxasulfone) per year.
- **DO NOT** apply **Zidua SC** preplant surface or preemergence to spring wheat or durum wheat.
- **DO NOT** seed wheat deeper than 1.5 inches after a preplant application or before a preemergence application
- **DO NOT** apply **Zidua SC** to flooded fields or saturated soils.
- **DO NOT** apply preemergence if 1/4 inch or more of rain is expected within 48 hours after application.
- **DO NOT** irrigate fields after a preemergence or preplant surface application until wheat spiking.
- **DO NOT** apply **Zidua SC** preplant incorporated in wheat.
- **DO NOT** apply preplant or preemergence to broadcast-seeded wheat.

Crop-specific Precautions

- Unacceptable crop injury may result when application is made to soil with less than 2% organic matter and/or pH greater than 7.5.
- Plant wheat a minimum of 1-inch deep when using preplant or preemergence applications. If seed is planted into loose, powdery soil, unacceptable crop injury may result if soil settles and final planting depth is less than 1 inch.
- Wheat forage and hay can be fed or grazed 7 or more days after application.

Tank Mixes

It is the pesticide user's responsibility to ensure that all products are registered for the intended use. Read and follow the applicable restrictions and limitations and directions for use on all product labels involved in tank mixing. Users must follow the most restrictive directions for use and precautionary statements of each product in the tank mixture.

Preplant or Preemergence. Zidua® SC herbicide may be tank mixed with one or more of, but not limited to, the following herbicide products for a broader spectrum of control and/or control of emerged weeds. Refer to the tank mix product labels to confirm that the respective tank mix products are registered for use on winter wheat. Follow the adjuvant directions for the tank mix partner of **Zidua SC**.

- **Sharpen® Powered by KIXOR® herbicide**
- glyphosate

Conditions of Sale and Warranty

The **Directions For Use** of this product reflect the opinion of experts based on field use and tests. The directions are believed to be reliable and must be followed carefully. However, it is impossible to eliminate all risks inherently associated with the use of this product. Crop injury, ineffectiveness or other unintended consequences may result because of such factors as weather conditions, presence of other materials, or use of the product in a manner inconsistent with its labeling, all of which are beyond the control of BASF CORPORATION ("BASF") or the Seller. To the extent consistent with applicable law, all such risks shall be assumed by the Buyer.

BASF warrants that this product conforms to the chemical description on the label and is reasonably fit for the purposes referred to in the **Directions For Use**, subject to the inherent risks, referred to above.

TO THE EXTENT CONSISTENT WITH APPLICABLE LAW, BASF MAKES NO OTHER EXPRESS OR IMPLIED WARRANTY OF FITNESS OR MERCHANTABILITY OR ANY OTHER EXPRESS OR IMPLIED WARRANTY.


TO THE EXTENT CONSISTENT WITH APPLICABLE LAW, BUYER'S EXCLUSIVE REMEDY AND BASF'S EXCLUSIVE LIABILITY, WHETHER IN CONTRACT, TORT, NEGLIGENCE, STRICT LIABILITY, OR OTHERWISE, SHALL BE LIMITED TO REPAYMENT OF THE PURCHASE PRICE OF THE PRODUCT.

TO THE EXTENT CONSISTENT WITH APPLICABLE LAW, BASF AND THE SELLER DISCLAIM ANY LIABILITY FOR CONSEQUENTIAL, EXEMPLARY, SPECIAL OR INDIRECT DAMAGES RESULTING FROM THE USE OR HANDLING OF THIS PRODUCT.

BASF and the Seller offer this product, and the Buyer and User accept it, subject to the foregoing **Conditions of Sale and Warranty** which may be varied only by agreement in writing signed by a duly authorized representative of BASF.

1108

Kixor, Sharpen, and Zidua are registered trademarks of BASF.

The  symbol is a registered trademark of Kumiai Chemical Industry Co., Ltd.

© 2017 BASF Corporation
All rights reserved.

007969-00374.20170524b.NVA 2017-04-489-0048

BASF Corporation
26 Davis Drive
Research Triangle Park, NC 27709



We create chemistry

Supplemental Label



Zidua[®] SC
Herbicide

For weed control in sunflower

This supplemental label expires September 30, 2020, and must not be used or distributed after this date.

Active Ingredient:

pyroxasulfone: 3-[[[5-(difluoromethoxy)-1-methyl-3-(trifluoromethyl)-1H-pyrazol-4-yl]methyl]sulfonyl]-4,5-dihydro-5,5-dimethylisoxazole 41.46%

Other Ingredients: 58.54%

Total: 100.00%

Contains 4.17 pounds of pyroxasulfone per gallon formulated as a water-based suspension concentrate

EPA Reg. No. 7969-374

CAUTION/PRECAUCION

Directions For Use

- It is a violation of federal law to use this product in a manner inconsistent with its labeling.
- The supplemental labeling and the entire **Zidua[®] SC herbicide** container label, EPA Reg. No. 7969-374, must be in possession of the user at the time of application.
- Read the label affixed to the container for **Zidua SC** before applying.
- Use of **Zidua SC** according to this labeling is subject to the use precautions and limitations imposed by the label affixed to the container for **Zidua SC**.

Product Information

Zidua SC is a selective rate-dependent residual preemergence herbicide for controlling annual grasses, sedges, and annual broadleaf weeds. Refer to the **Zidua SC** container label for a complete list of weeds controlled.

Periods of dry weather following application of **Zidua SC** may reduce herbicidal effectiveness. **Zidua SC** must be activated by at least 1/2 inch of rainfall or irrigation before weed germination and emergence. When **Zidua SC** is not activated and weeds emerge, a labeled postemergence herbicide or shallow cultivation may be needed to control weed escapes. **Zidua SC** does not control emerged weeds.

BASF Corporation
26 Davis Drive, Research Triangle Park, NC 27709

Application Information

Zidua SC may be applied preplant surface, preemergence, or early postemergence to sunflower for residual preemergence weed control.

Before applying to sunflower, verify with your local seed company (supplier), university extension specialist (e.g., weed scientist, county agent, etc.), or BASF representative the selectivity of **Zidua SC** on your hybrid/variety to avoid potential injury.

ACCEPTED

08/24/2017

Under the Federal Insecticide, Fungicide
and Rodenticide Act as amended, for the
pesticide registered under
EPA Reg. No. 7969-374

BASF

We create chemistry

Application Rate

Apply **Zidua® SC herbicide** applied alone, in tank mix, or sequentially in sunflower at the residual rates provided in **Table 1**.

Table 1. Residual Rates of Zidua SC in Sunflower

Application Timing	Use Rate by Soil Texture ¹ (ozs/A)		
	Coarse	Medium	Fine
Preplant Surface	1.75 to 2.50	2.50 to 5.00	5.0 to 6.50
Preemergence	1.75 to 2.50	2.50 to 5.00	5.0 to 6.50
Early Postemergence	1.75 to 2.50	1.75 to 3.25	1.75 to 3.25

¹ Refer to container label for soil-texture groups.

Application Timing

Zidua SC may be applied in a single application or sequential applications.

Fall/Winter Application for controlling weeds germinating in the fall, or winter annual weeds

Zidua SC may be broadcast surface applied in the fall or winter to control winter annual weeds and other weeds germinating in the fall. Use on coarse, medium, or fine soils at rates listed in **Table 1** for preplant surface timing.

Preplant Surface Application (15 to 45 days before planting)

Use application rates in **Table 1** when making preplant surface applications, using the highest application rate within the rate range for a given soil texture. Preplant surface applications are not recommended on coarse soils or in areas where average annual rainfall (or rainfall plus irrigation) typically exceeds 40 inches. Cultivation or a labeled postemergence herbicide application may be required for complete weed control.

Preplant Surface Application (up to 14 days prior to planting)

Apply **Zidua SC** at the use rates specified in **Table 1** as a broadcast spray to the soil surface up to 14 days before planting on all soil types. Utilize a tank mix with an effective labeled burndown herbicide to control emerged weeds.

Preemergence Surface Application

Apply **Zidua SC** at use rates specified in **Table 1** as a broadcast spray to the soil surface after planting and before crop emergence. Apply **Zidua SC** only to a uniform seedbed which is firm and free of clods,

cracks, excess trash (previous crop residue), and weed growth. The seedbed **MUST** be prepared to ensure good seed row closure and soil coverage of the seed. Utilize a tank mix with an effective labeled burndown herbicide to control emerged weeds.

Early Postemergence Application

Apply **Zidua SC** at use rates specified in **Table 1** as a broadcast spray to sunflower from first true leaf (leaf at least 1.5 inches long, V1 stage) through eight leaf stage (V8). **Zidua SC** will provide preemergence residual control of weeds germinating after application. Weeds that are already emerged at the time of application must be controlled with cultivation, or tank mix or sequential application of another herbicide labeled for postemergence control of the target weeds in the crop. **Zidua SC** applications to emerged sunflower may result in temporary leaf burn and stunting, but a reduction in sunflower yield is unexpected.

Adjuvants may be applied with **Zidua SC** when making early postemergence applications.

Sequential Applications

If a sequential application program of **Zidua SC** is used (e.g. fall application followed by spring application, or sequential spring applications preplant surface or preemergence application followed by postemergence application or consecutive postemergence applications), the maximum combined rate of **Zidua SC** that may be applied in a cropping season (per year) is 2.50 fl ozs/A on coarse soils and 8.25 fl ozs/A on medium-to-fine soils. Separate sequential applications by at least 14 days

Crop-specific Restrictions

- In a single application, **DO NOT** apply more than the **Zidua SC** use rate specified for the application timing by soil texture (as specified in **Table 1**).
- **On coarse soil - DO NOT** apply more than a maximum cumulative amount of 2.5 fl ozs/A of **Zidua SC** (0.08 lb ai/A of pyroxasulfone) per cropping season (per year).
- **On all soils other than coarse - DO NOT** apply more than a maximum cumulative amount of 8.25 fl ozs/A of **Zidua SC** (0.269 lb ai/A of pyroxasulfone) per cropping season (per year).
- **DO NOT** apply **Zidua SC** preplant incorporated to sunflower.
- **DO NOT** apply **Zidua SC** to sunflower at cracking or cotyledon stage.
- **DO NOT** apply a tank mix of **Zidua SC** and **Beyond® herbicide** on **Clearfield®** sunflower hybrids/varieties.

- **DO NOT** apply **Zidua® SC herbicide** postemergence less than 60 days before harvest of sunflower seed.

Crop-specific Precautions

- **Sunflower seed quality** - Plant high quality seed.
- **Seedbed preparation** - The seedbed **MUST** be prepared to ensure good seed row closure and soil coverage of the seed.
- The use of **Zidua SC** may result in temporary growth suppression or leaf burn in sunflower under stressful conditions including inadequate or excessive soil moisture or rainfall, cool and hot temperatures, compacted or crusted soils, improper planting depth, injury from other pesticides, disease or other pest damage, mechanical injury, nutrient imbalances, or other conditions known to cause plant stress.
- There is no required (preharvest) interval between a preplant and preemergence application of **Zidua SC** and sunflower harvest.

Tank Mixes

It is the pesticide user's responsibility to ensure that all products are registered for the intended use. Read and follow the applicable restrictions and limitations and directions for use on all product labels involved in tank mixing. Users must follow the most restrictive directions for use and precautionary statements of each product in the tank mixture.

Zidua SC may be tank mixed or applied sequentially with one or more of, but not limited to, the following herbicide products for a broader spectrum of control and/or control of emerged weeds. Refer to the tank mix product labels to confirm that the respective tank mix products are registered for use on sunflower. Follow the adjuvant directions for the tank mix partner of **Zidua SC**.

- **Beyond® herbicide** (for use only on **Clearfield® Plus** sunflower hybrids/varieties)
- **Poast® herbicide**
- **Prowl® H2O herbicide**
- glyphosate (only with **ZIDUA SC** during preplant or preemergence applications)

If **Zidua SC** is tank mixed with another herbicide other than glyphosate or a graminicide, use a lower rate within the **Zidua SC** rate range for the application timing and soil texture (as specified in **Table 1**).

Zidua SC may be tank mixed or applied sequentially with fungicide or insecticide products.

Conditions of Sale and Warranty

The **Directions For Use** of this product reflect the opinion of experts based on field use and tests. The directions are believed to be reliable and must be followed carefully. However, it is impossible to eliminate all risks inherently associated with the use of this product. Crop injury, ineffectiveness or other unintended consequences may result because of such factors as weather conditions, presence of other materials, or use of the product in a manner inconsistent with its labeling, all of which are beyond the control of BASF CORPORATION ("BASF") or the Seller. To the extent consistent with applicable law, all such risks shall be assumed by the Buyer.

BASF warrants that this product conforms to the chemical description on the label and is reasonably fit for the purposes referred to in the **Directions For Use**, subject to the inherent risks, referred to above.

TO THE EXTENT CONSISTENT WITH APPLICABLE LAW, BASF MAKES NO OTHER EXPRESS OR IMPLIED WARRANTY OF FITNESS OR MERCHANTABILITY OR ANY OTHER EXPRESS OR IMPLIED WARRANTY.


TO THE EXTENT CONSISTENT WITH APPLICABLE LAW, BUYER'S EXCLUSIVE REMEDY AND BASF'S EXCLUSIVE LIABILITY, WHETHER IN CONTRACT, TORT, NEGLIGENCE, STRICT LIABILITY, OR OTHERWISE, SHALL BE LIMITED TO REPAYMENT OF THE PURCHASE PRICE OF THE PRODUCT.

TO THE EXTENT CONSISTENT WITH APPLICABLE LAW, BASF AND THE SELLER DISCLAIM ANY LIABILITY FOR CONSEQUENTIAL, EXEMPLARY, SPECIAL OR INDIRECT DAMAGES RESULTING FROM THE USE OR HANDLING OF THIS PRODUCT.

BASF and the Seller offer this product, and the Buyer and User accept it, subject to the foregoing **Conditions of Sale and Warranty** which may be varied only by agreement in writing signed by a duly authorized representative of BASF.

1108

Beyond, Clearfield, Poast, Prowl, and Zidua are registered trademarks of BASF.

The  symbol is a registered trademark of Kumiai Chemical Industry Co., Ltd.

© 2017 BASF Corporation
All rights reserved.

007969-00374.20170526b.NVA 2017-04-489-0047

BASF Corporation
26 Davis Drive
Research Triangle Park, NC 27709



We create chemistry