

7969-291

10/16/2009

1/19



UNITED STATES ENVIRONMENTAL PROTECTION AGENCY
WASHINGTON, D.C. 20460

OFFICE OF
PREVENTION, PESTICIDES AND
TOXIC SUBSTANCES

OCT 16 2009

Mr. Khalid H. Akkari
BASF Corporation, Agricultural Products
PO BOX 13528, 26 Davis Drive
Research Triangle Park, NC 27709

SUBJECT: Application for Pesticide Notification (PRN 98-10)
Request Alternate Brand Name "Headline AMP™"
EPA Reg. No. 7969-291
Application Dated September 24, 2009

Dear Registrant:

The Agency is in receipt of your Application for Pesticide Notification under Pesticide Registration Notice (PRN) 98-10 dated 09/24/09 for the above product. The Registration Division (RD) has conducted a review of this request for its applicability under PRN 98-10 and finds that the action(s) requested fall within the scope of PRN 98-10. The label submitted with the application has been stamped "Notification" and will be placed in our records.

If you have any questions, please call me directly at 703-305-6249 or Banza Djapao of my staff at 703-305-7269.

Sincerely,

A handwritten signature in cursive script that reads "Rachel C. Holton" with a small mark below it.

Linda Arrington
Notifications & Minor Formulations Team Leader
Registration Division (7505P)
Office of Pesticide Programs

2/19



United States
Environmental Protection Agency
Washington, DC 20460

 Registration
 Amendment
 Other

OPP Identifier Number

Application for Pesticide - Section I

1. Company/Product Number 7969; File Symbol: 7969-291	2. EPA Product Manager Mary Waller	3. Proposed Classification <input checked="" type="checkbox"/> None <input type="checkbox"/> Restricted
4. Company/Product (Name) Headline AMP™ fungicide (BAS 556 SC fungicide)	PM# 21	
5. Name and Address of Applicant (Include ZIP Code) BASF Corporation, Agricultural Products P.O. Box 13528, 26 Davis Drive Research Triangle Park, NC 27709 <input type="checkbox"/> Check if this is a new address	6. Expedited Review. In accordance with FIFRA Section 3(c)(3)(b)(i), my product is similar or identical in composition and labeling to: EPA Reg. No. _____ Product Name _____	

Section - II

<input type="checkbox"/> Amendment - Explain below.	<input checked="" type="checkbox"/> Final printed labels in response to Agency letter dated _____	NOTIFICATION OCT 16 2009
<input type="checkbox"/> Resubmission in response to Agency letter dated _____	<input type="checkbox"/> "Me Too" Application.	
<input checked="" type="checkbox"/> Notification - Explain below.	<input checked="" type="checkbox"/> Other - Explain below.	

Explanation: Use additional page(s) if necessary. (For section I and Section II.)
 Notification of Addition of "Headline AMP™ fungicide" as Alternate Brand Name for BAS 556 SC fungicide (EPA Reg. No. 7969-291) in accordance with the procedures in PR Notice 98-10, Section IIA. The details of the changes are listed in the enclosed cover letter.
 PRIA Fee Category: None (Notification PR Notice 98-10)
 E-Mail: khalid.akkari@basf.com

Section - III

1. Material This Product Will Be Packaged In:				2. Type of Container	
Child-Resistant Packaging <input type="checkbox"/> Yes <input checked="" type="checkbox"/> No	Unit Packaging <input type="checkbox"/> Yes <input checked="" type="checkbox"/> No	Water Soluble Packaging <input type="checkbox"/> Yes <input checked="" type="checkbox"/> No		<input type="checkbox"/> Metal	<input checked="" type="checkbox"/> Plastic
* Certification must be submitted		If "Yes" Unit Packaging wgt.	No. per container	If "Yes" Package wgt.	No. per container
				<input type="checkbox"/> Glass	<input type="checkbox"/> Paper
				Other (Specify) _____	
3. Location of Net Contents Information <input checked="" type="checkbox"/> Label <input type="checkbox"/> Container		4. Size(s) Retail Container 2.5 gallons		5. Location of Label Directions <input checked="" type="checkbox"/> on labeling adhered to jug	
6. Manner in Which Label is Affixed to Product		<input checked="" type="checkbox"/> Lithograph Paper glued Stenciled		<input type="checkbox"/> Other _____	

Section - IV

1. Contact Point (Complete items directly below for identification of individual to be contacted, if necessary, to process this application.)		
Name Khalid H. Akkari	Title Product Registration Manager	Telephone No. (Include Area Code) (919) 547-2976
Certification I certify that the statements I have made on this form and all attachments thereto are true, accurate and complete. I acknowledge that any knowingly false or misleading statement may be punishable by fine or imprisonment, or both under applicable law.		6. Date Application Received (Stamped)
2. Signature <i>K.H. Akkari</i>	3. Title Product Registration Manager	
4. Typed Name Khalid H. Akkari	5. Date September 24, 2009	



The Chemical Company

3/19

September 24, 2009

NOTIFICATION

OCT 16 2009

Document Processing Deck (NOTIF)
Office of Pesticide Programs (7504P)
U. S. Environmental Protection Agency
1200 Pennsylvania Ave., NW
Washington, DC 20460-0001.

Attn.: Mary Waller (PM-21)

Dear Ms. Waller:

SUBJECT: Notification of Addition of "Headline AMP™ fungicide" as Alternate Brand Name for BAS 556 SC fungicide (EPA Reg. No. 7969-291)

Reference: PR Notice 98-10, Section IIA. Labeling Notifications, Brand Names

BASF Corporation is submitting this notification to the EPA to add **Headline AMP™ fungicide** as an alternate brand name for **BAS 556 SC fungicide (EPA Reg. No. 7969-291)**. This action is a notification being submitted in accordance with the procedures in PR Notice 98-10, Section IIA and does not require payment of registration service fees under the Pesticide Registration Improvement Act (PRIA).

BAS 556 SC fungicide or **Headline AMP™ fungicide** is a Suspension Concentrate (SC) formulation containing the active ingredients pyraclostrobin (EPA Reg. No. 7969-258) and metconazole (EPA Reg. No. 72078-1). The BAS 556 SC product was registered by the EPA on June 15, 2009 and the registration was amended on September 15, 2009 to add corn and cotton uses. One copy of the approved BAS 556 SC master label (with changes clearly marked) is being submitted along with a completed Application for Registration (EPA Form 8570-1).

The application form bears the following statements:

"This notification is consistent with the provisions of PR Notice 98-10 and EPA regulations at 40 CFR 152.46, and no other changes have been made to the labeling or the confidential statement of formula of this product. I understand that it is a violation of 18 U.S.C. Sec. 1001 to willfully make any false statement to EPA. I further understand that if this notification is not consistent with the terms of PR Notice 98-10 and 40 CFR 152.46, this product may be in violation of FIFRA and I may be subject to enforcement action and penalties under section 12 and 14 of FIFRA."



The Chemical Company

4/19

The following documents are being submitted in support of the notification for addition of **Headline AMP™ fungicide** as an alternate brand name for BAS 556 SC fungicide:

- EPA Form 8570-1 "Application for Pesticide"
- EPA Registration Amendment Letter and stamped BAS 556 SC fungicide label dated September 15, 2009
- BAS 556 SC fungicide master label with name changes highlighted
- Headline AMP™ fungicide master label (3 clean copies)

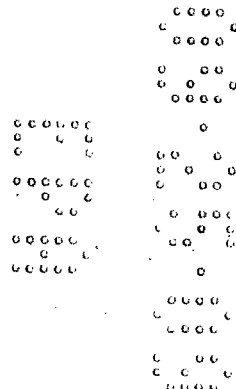
If you have any questions or need clarification or further information, I can be reached directly at (919)-547-2976, or via e-mail at khalid.akkari@basf.com.

Sincerely,
BASF Corporation

K.H. Akkari

Khalid H. Akkari, Ph.D.
Product Registration Manager
Regulatory Affairs

enclosures



5/19



The Chemical Company

Group 3 11 Fungicide

NOTIFICATION

OCT 16 2009

Headline AMP™

fungicide

For use in disease control and plant health in the following crops:
barley, corn, cotton, oats, rye, soybeans, sugar beets, triticale and
wheat

Active Ingredients:

pyraclostrobin*: (carbamic acid, [2-[[[1-(4-chlorophenyl)-1H-pyrazol-3-yl]oxy]methyl]phenyl]methoxy-,methyl ester) 13.64%

metconazole**: 5-[[4-chlorophenyl)methyl]-2,2-dimethyl-1-(1H-1,2,4-triazol-1-ylmethyl)cyclopentanol 5.14%

Other Ingredients: 81.22%

Total: 100.00%

*Equivalent to 1.22 pounds of pyraclostrobin per gallon.

**Equivalent to 0.46 pound of metconazole per gallon.

EPA Reg. No. 7969-291

EPA Est. No.

KEEP OUT OF REACH OF CHILDREN

WARNING/AVISO


Si usted no entiende la etiqueta, busque a alguien para que se la explique a usted en detalle. (If you do not understand this label, find someone to explain it to you in detail.)

See inside for complete **First Aid, Precautionary Statements, Directions For Use, Conditions of Sale and Warranty**, and state-specific crop and/or use site restrictions.

In case of an emergency endangering life or property involving this product, call day or night 1-800-832-HELP (4357).

Net Contents:

BASF Corporation
26 Davis Drive, Research Triangle Park, NC 27709



6/19

FIRST AID	
If swallowed	<ul style="list-style-type: none"> • Call a poison control center or doctor immediately for treatment advice. • Have person sip a glass of water if able to swallow. • DO NOT induce vomiting unless told to by a poison control center or doctor. • DO NOT give anything to an unconscious person.
If in eyes	<ul style="list-style-type: none"> • Hold eyes open and rinse slowly and gently with water for 15 to 20 minutes. • Remove contact lenses, if present, after first 5 minutes; then continue rinsing eyes. • Call a poison control center for treatment advice.
If on skin or clothing	<ul style="list-style-type: none"> • Take off contaminated clothing. • Rinse skin immediately with plenty of water for 15 to 20 minutes. • Call a poison control center or doctor for treatment advice.
If inhaled	<ul style="list-style-type: none"> • Move person to fresh air. • If person is not breathing, call 911 or an ambulance; then give artificial respiration, preferably mouth-to-mouth, if possible. • Call a poison control center for further treatment advice.
HOTLINE NUMBER	
<p>Have the product container or label with you when calling a poison control center or doctor or going for treatment. You may also contact BASF Corporation for emergency medical treatment information: 1-800-832-HELP (4357).</p>	

Precautionary Statements

HAZARDS TO HUMANS AND DOMESTIC ANIMALS

WARNING. May be fatal if swallowed. Causes moderate eye irritation. Avoid contact with skin, eyes, or clothing. Harmful if absorbed through skin. Remove and wash contaminated clothing before reuse. Harmful if inhaled. Avoid breathing vapor or spray mist.

Personal Protective Equipment (PPE)

Some materials that are chemically resistant to this product are listed below. For more options, refer to **Category A** on an EPA chemical-resistance category selection chart.

Applicators and other handlers must wear:

- Long-sleeved shirt and long pants
- Protective eyewear (goggles, face shield, or safety glasses with front, brow, and temple protection)
- Socks and shoes
- Chemical-resistant gloves made of any waterproof material (such as nitrile, butyl, neoprene and/or barrier laminate)

Follow the manufacturer's instructions for cleaning and maintaining PPE. If no such instructions for washables, use detergent and hot water. Keep and wash PPE separately from other laundry.

Engineering Controls Statement

When handlers use closed systems, enclosed cabs, or aircraft in a manner that meets the requirements listed in the Worker Protection Standard (WPS) for agricultural pesticides [40 CFR 170.240 (d) (4-6)], the handler PPE requirements may be reduced or modified as specified in the WPS.

User Safety Recommendation

Users should:

- Wash hands before eating, drinking, chewing gum, using tobacco, or using the toilet.
- Remove clothing immediately if pesticide gets inside. Then wash thoroughly and put on clean clothing.
- Remove PPE immediately after handling this product. Wash the outside of gloves before removing. As soon as possible, wash thoroughly and change into clean clothing.

Environmental Hazards

This pesticide is toxic to fish and aquatic invertebrates. Drift or runoff may be hazardous to aquatic organisms in water adjacent to treated areas. **DO NOT** apply directly to water, or to areas where surface water is present, or to intertidal areas below the mean high water mark. **DO NOT** contaminate water when disposing of equipment washwater or rinsate.

Groundwater Advisory

This product contains chemicals that have properties and characteristics associated with chemicals detected in groundwater. The use of this chemical in areas where soils are permeable, particularly where the water table is shallow, may result in groundwater contamination.

Surface Water Advisory

This product may contaminate water through drift of spray in wind. This product has a high potential for runoff for several months or more after application. Poorly draining soils or soils with shallow water tables are more prone to runoff that contains this product. A level, well-maintained vegetative buffer strip between areas to which this product is applied and surface water features, such as ponds, streams, and springs, will reduce the potential for contamination of water from rainfall runoff. Runoff of this product

will be reduced by avoiding applications when rainfall is forecasted to occur within 48 hours. Sound erosion control practices will reduce this product's contribution to surface water contamination.

Directions For Use

It is a violation of federal law to use this product in a manner inconsistent with its labeling. **DO NOT** apply this product in a way that will contact workers or other persons, either directly or through drift. Only protected handlers may be in the area during application. For any requirements specific to your state or tribe, consult the agency responsible for pesticide regulation.

Agricultural Use Requirements

Use this product only in accordance with its labeling and with the Worker Protection Standard (WPS), 40 CFR part 170. This standard contains requirements for the protection of agricultural workers on farms, forests, nurseries, and greenhouses, and handlers of agricultural pesticides. It contains requirements for training, decontamination, notification, and emergency assistance. It also contains specific instructions and exceptions pertaining to the statements on this label about personal protective equipment (PPE), notification to workers, and restricted-entry interval. The requirements in this box only apply to uses of this product that are covered by the Worker Protection Standard.

DO NOT enter or allow worker entry into treated areas during the restricted-entry interval (REI) of **12 hours** for all crops.

PPE required for early entry to treated areas that is permitted under the Worker Protection Standard and that involves contact with anything that has been treated, such as plants, soil, or water, is:

- Coveralls
- Protective eyewear (goggles, face shield, or safety glasses with front, brow, and temple protection)
- Chemical-resistant gloves made of any waterproof material (such as nitrile, butyl, neoprene, and/or barrier laminate)
- Shoes plus socks

STORAGE AND DISPOSAL

DO NOT contaminate water, food, or feed by storage or disposal.

Pesticide Storage.

Store in original containers only. Keep container closed when not in use. **DO NOT** store near food or feed. In case of spill on floor or paved surfaces, mop and remove to chemical waste storage area until proper disposal can be made if product cannot be used according to label.

Pesticide Disposal.

Wastes resulting from using this product may be disposed of on site or at an approved waste disposal facility. If these wastes cannot be disposed of according to label instructions, contact your State Pesticide or Environmental Control Agency, or the Hazardous Waste representatives at the nearest EPA Regional Office for guidance.


Container Disposal

Nonrefillable Container. DO NOT reuse or refill this container. Triple rinse or pressure rinse container (or equivalent) promptly after emptying; then offer for recycling, if available, or reconditioning, if appropriate, or puncture and dispose of in a sanitary landfill, or by incineration, or by other procedures approved by state and local authorities.

Triple rinse containers small enough to shake (capacity ≤ 5 gallons) as follows: Empty the remaining contents into application equipment or a mix tank and drain for 10 seconds after the flow begins to drip. Fill the container 1/4 full with water and recap. Shake for 10 seconds. Pour rinsate into application equipment or a mix tank, or store rinsate for later use or disposal. Drain for 10 seconds after the flow begins to drip. Repeat this procedure two more times.

Triple rinse containers too large to shake (capacity > 5 gallons) as follows: Empty the remaining contents into application equipment or a mix tank. Fill the container 1/4 full with water. Replace and tighten closures. Tip container on its side and roll it back and forth, ensuring at least one complete revolution, for 30 seconds. Stand the container on its end and tip it back and forth several times. Turn the container over onto its other end and tip it back and forth several times. Empty the rinsate into application equipment or a mix tank, or store rinsate for later use or disposal. Repeat this procedure two more times.

(continued)



STORAGE AND DISPOSAL *(continued)*

Pressure rinse as follows: Empty the remaining contents into application equipment or mix tank and continue to drain for 10 seconds after the flow begins to drip. Hold container upside down over application equipment or mix tank, or collect rinsate for later use or disposal. Insert pressure rinsing nozzle in the side of the container and rinse at about 40 PSI for at least 30 seconds. Drain for 10 seconds after the flow begins to drip.

Refillable Container. Refill this container with pesticide only. **DO NOT** reuse this container for any other purpose. Triple rinsing the container before final disposal is the responsibility of the person disposing of the container. Cleaning before refilling is the responsibility of the refiller.

Triple rinse as follows: To clean the container before final disposal, empty the remaining contents from this container into application equipment or mix tank. Fill the container about 10% full with water. Agitate vigorously or recirculate water with the pump for 2 minutes. Pour or pump rinsate into application equipment or rinsate collection system. Repeat this rinsing procedure two more times.

When this container is empty, replace the cap and seal all openings that have been opened during use; return the container to the point of purchase or to a designated location. This container must only be refilled with a pesticide product. Prior to refilling, inspect carefully for damage such as cracks, punctures, abrasions, worn-out threads and closure devices. Check for leaks after refilling and before transport. **DO NOT** transport if this container is damaged or leaking. If the container is damaged, or leaking, or obsolete and not returned to the point of purchase or to a designated location, triple rinse emptied container and offer for recycling, if available, or dispose of container in compliance with state and local regulations.

In Case of Spill

In case of large-scale spillage regarding this product, call:

CHEMTREC 1-800-424-9300
BASF Corporation 1-800-832-HELP (4357)

Steps to be taken in case material is released or spilled:

Dike and contain the spill with inert material (sand, earth, etc.) and transfer liquid and solid diking material to separate containers for disposal. Remove contaminated clothing and wash affected skin areas with soap and water. Wash clothing before reuse. Keep the spill out of all sewers and open bodies of water.

General Information

Headline AMP™ fungicide is a broad-spectrum fungicide containing 2 active ingredients, pyraclostrobin and metconazole. **Headline AMP** provides systemic, curative and long-lasting residual control of target plant diseases.

To maximize disease control and improve plant health, apply **Headline AMP** in a regularly scheduled protective spray program and use in a rotation program with other fungicides.

Headline AMP is not for use in greenhouse or transplant production.

Mode of Action

Each of the components in **Headline AMP** provides a different mode of action against plant pathogenic fungi. Pyraclostrobin belongs to the group of respiration inhibitors classified by the US EPA and Canada PMRA as Quinone Outside Inhibitors (QoI) or target site of action **Group 11** fungicides. Metconazole inhibits demethylation of sterol biosynthesis (DMI), disrupting cell membrane synthesis or target site of action **Group 3** fungicides.

Resistance Management

Headline AMP contains pyraclostrobin, a **Group 11** fungicide, and is effective against pathogens resistant to fungicides with modes of action different from those of QoI fungicides (target site **Group 11**), such as dicarboximides, sterol inhibitors, benzimidazoles, or phenylamides.

Fungal isolates resistant to **Group 11** fungicides, such as pyraclostrobin, azoxystrobin, fluoxastrobin, trifloxystrobin, and kresoxim-methyl, may eventually dominate the fungal population if **Group 11** fungicides are used predominantly and repeatedly in the same field in successive years as the primary method of control for the targeted pathogen species. This may result in reduction of disease control by **Headline AMP** or other **Group 11** fungicides.

To maintain the performance of **Headline AMP** in the field, **DO NOT** exceed the maximum seasonal use rate or the total number of applications of **Headline AMP** per season and the maximum number of applications of **Headline AMP** stated in **General Restrictions and Limitations - All Crops** and **Table 2. Headline AMP™ fungicide Crop-specific Directions For Use**. Adhere to the label instructions regarding the use of **Headline AMP** or other target site of action **Group 11** fungicides that have a similar site of action on the same pathogen.

Resistance Management Advisory

The following recommendations may be considered to delay the development of fungicide resistance:

1. Tank Mixtures. Use tank mixtures with effective fungicides from different target site of action groups that are registered/permitted for the same use and that are effective against the pathogens of concern.

Use at least the minimum labeled rates of each fungicide in the tank mix.

2. Integrated Pest Management (IPM).

Headline AMP™ fungicide should be integrated into an overall disease and pest management program. Cultural practices known to reduce disease development should be followed. Consult your local extension specialist, certified crop advisor and/or BASF representative for additional IPM strategies established for your area. **Headline AMP** may be used in agricultural extension advisory (disease forecasting) programs which recommend application timing based on environmental factors favorable for disease development.

3. Monitoring. Monitor efficacy of all fungicides used in the disease management program against the targeted pathogen and record other factors that may influence fungicide performance and/or disease development.

Cleaning Spray Equipment

Spraying equipment must be cleaned thoroughly before and after applying this product, particularly if a product with the potential to injure crops was used prior to

Headline AMP.

Directions For Use Through Sprinkler Irrigation Systems

Sprayer Preparation. Chemical tank and injector system should be thoroughly cleaned. Flush system with clean water.

Application Instructions. Apply **Headline AMP** at rates and timings as required in this label.

Use Precautions For Sprinkler Irrigation Applications

• Apply this product only through sprinkler irrigation systems including center pivot, lateral move, end tow, side [wheel] roll, traveler, big gun, solid set, or hand move irrigation systems.

DO NOT apply this product through any other type of irrigation system.

- Add this product to the pesticide supply tank containing sufficient water to maintain a continuous flow by the injection equipment. In continuous moving systems, inject this product/water mixture continuously, applying the labeled rate per acre for that crop. **DO NOT** exceed 1/2 inch (13,577 gallons) per acre. In stationary or non-continuous moving systems, inject the product/water mixture in the last 15 to 30 minutes of each set allowing sufficient time for all of the required pesticide to be applied by all the sprinkler heads and applying the labeled rate per acre for that crop. **DO NOT** apply when wind speed favors drift beyond the area intended for treatment. Crop injury, lack of effectiveness, or illegal pesticide residues in the crop can result from non-uniform distribution of treated water. Thorough coverage of foliage is required for good control. Good agitation should be maintained during the entire application period.
- If you have questions about calibration, you should contact state extension service specialists, equipment manufacturers or other experts.
- The system must contain a functional check valve, vacuum-relief valve, and low-pressure drain appropriately

located on the irrigation pipeline to prevent water-source contamination from backflow.

- The pesticide injection pipeline must contain a functional, automatic, quick-closing check valve to prevent the flow of fluid back toward the injection pump.
- The pesticide injection pipeline must also contain a functional, normally closed, solenoid-operated valve located on the intake side of the injection pump and connected to the system interlock to prevent fluid from being withdrawn from the supply tank when the irrigation system is either automatically or manually shut down.
- The system must contain functional interlocking controls to automatically shut off the pesticide-injection pump when the water pump motor stops.
- The irrigation line or water pump must include a functional pressure switch that will stop the water pump motor when the water pressure decreases to the point where pesticide distribution is adversely affected.
- Systems must use a metering pump, such as a positive displacement injection pump (e.g. diaphragm pump), effectively designed and constructed of materials that are compatible with pesticides and capable of being fitted with a system interlock.
- Allow sufficient time for pesticide to be flushed through all lines and all nozzles before turning off irrigation water. A person knowledgeable of the chemigation system and responsible for its operation, or under supervision of the responsible person, shall shut the system down and make necessary adjustments should the need arise.
- **DO NOT** connect an irrigation system (including greenhouse systems) used for pesticide application to a public water system unless the pesticide label-prescribed safety devices for public water systems are in place.

Specific Instructions for Public Water Systems

1. Public water system means a system for the provision to the public of piped water for human consumption if such system has at least 15 service connections or regularly serves an average of at least 25 individuals daily at least 60 days out of the year.
2. Chemigation systems connected to public water systems must contain a functional, reduced-pressure zone, back-flow preventer (RPZ) or the functional equivalent in the water supply line upstream from the point of pesticide introduction. As an option to the RPZ, the water from the public water system should be discharged into a reservoir tank prior to pesticide introduction. There shall be a complete physical break (air gap) between the outlet end of the fill pipe and the top or overflow rim of the reservoir tank of at least twice the inside diameter of the fill pipe.
3. The pesticide injection pipeline must contain a functional, automatic, quick-closing check valve to prevent the flow of fluid back toward the injection pump.
4. The pesticide injection pipeline must contain a functional, normally closed, solenoid-operated valve located on the intake side of the injection pump and connected to the system interlock to prevent fluid from being withdrawn from the supply tank when the irrigation system is either automatically or manually shut down.

10/19

5. The system must contain functional interlocking controls to automatically shut off the pesticide injection pump when the water pump motor stops, or in cases where there is no water pump, when the water pressure decreases to the point where pesticide distribution is adversely affected.
6. Systems must use a metering pump, such as a positive displacement injection pump (e.g. diaphragm pump), effectively designed and constructed of materials that are compatible with pesticides and capable of being fitted with a system interlock.

Application Instructions

Apply rates of **Headline AMP™ fungicide** as instructed by **Table 2. Headline AMP™ fungicide Crop-specific Directions For Use**. Apply **Headline AMP** with ground sprayer, aerial equipment or through sprinkler irrigation equipment. Equipment should be checked frequently for calibration.

Under low-level disease conditions, the minimum application rates can be used while maximum application rates and shortened spray schedules are recommended for severe or threatening disease conditions.

Ground Application. Apply **Headline AMP** in ≥ 5 gallons/acre. Thorough coverage of foliage, blooms, and fruit is required for optimum disease control. The use of a nonionic surfactant at the lowest labeled rate may be used to improve spray coverage. Refer to the adjuvant product label for specific use directions. **DO NOT** use adjuvants that contain methylated seed oil, crop oil concentrate or crop oil with emulsifier properties.

Aerial Application. DO NOT apply when conditions favor drift from target area. **DO NOT** use less than 2 gallons per acre (gpa) spray volume on barley, corn, oats, rye, soybeans, triticale and wheat. **DO NOT** use less than 5 gpa spray volume on cotton and sugar beets.

For all aerial application volumes (gpa), the use of a nonionic surfactant at the lowest labeled rate may be used to improve spray coverage. Refer to the adjuvant product label for specific use directions. **DO NOT** use adjuvants that contain methylated seed oil, crop oil concentrate or crop oil with emulsifier properties. Select spray nozzles, pumping pressure, and sprayer height to provide medium-to-fine spray droplets that penetrate throughout the crop canopy. Spray calibration must be conducted to confirm spray droplet sizes. Continue to monitor spray application (including weather conditions) to assure proper droplet size and canopy penetration.

Restrictions for Use of Adjuvants on Corn

DO NOT use adjuvants after the V8 stage and prior to the VT stage of corn growth. (The VT stage is defined as when the last branch of the tassel is completely visible outside of the whorl). A compatibility agent, another fungicide, or an insecticide may be included in the tank mix, if needed and labeled for use in corn. Refer to adjuvant product label for specific use directions and restrictions. Always follow the

most restrictive label. Consult a BASF representative or local agricultural authority for more information concerning use of additives.

No aerial application in New York State except as permitted under FIFRA Section 24(c), Special Local Need Registration.

Spray Drift Management

DO NOT spray when conditions favor drift beyond area intended for application. Conditions which may contribute to drift include thermal inversion, wind speed and direction, spray nozzle/pressure combinations, spray droplet size, temperature/humidity, etc. Contact your state extension agent for spray drift prevention guidelines in your area.

All aerial and ground application equipment must be properly maintained and calibrated using appropriate carriers.

Avoiding spray drift at the application site is the responsibility of the applicator.

Aerial Application Methods and Equipment

The interaction of many equipment-related and weather-related factors determines the potential for spray drift. The applicator and the grower are responsible for considering all these factors when making decisions.

DO NOT apply under circumstances where possible drift to endangered species, unprotected persons, to food, forage, or other plantings that might be damaged, or crops thereof rendered unfit for sale, use or consumption can occur.

The following drift management requirements must be followed to avoid off-target drift movement from aerial applications to agricultural field crops. These requirements **DO NOT** apply to forestry applications, public health uses or to applications using dry formulations.

1. The distance of the outermost nozzles on the boom must not exceed 3/4 the length of the wingspan or rotor.
2. Nozzles must always point backward parallel with the air stream and never be pointed downward more than 45 degrees.

Where states have more stringent regulations, they should be observed.

The applicator should be familiar with and take into account the information covered in the aerial drift reduction advisory information.

Information on Droplet Size

The most effective way to reduce drift potential is to apply large droplets. Use the largest droplet size consistent with acceptable efficacy. Applying larger droplets reduces drift potential but will not prevent drift if applications are made improperly or under unfavorable environmental conditions (see **Wind; Temperature and Humidity; and Temperature Inversions**).

Controlling Droplet Size

- **Volume.** Use high flow rate nozzles to apply the highest practical spray volume. Nozzles with higher rated flows produce larger droplets.

- **Pressure. DO NOT** exceed the nozzle manufacturer's recommended pressures. For many nozzle types, lower pressure produces larger droplets. When higher flow rates are needed, use higher flow rate nozzles instead of increasing pressure.
- **Number of Nozzles.** Use the minimum number of nozzles that provide uniform coverage.
- **Nozzle Orientation.** Orienting nozzles so that the spray is released parallel to the air stream produces larger droplets than other orientations and is recommended practice. Significant deflection from the horizontal will reduce droplet size and increase drift potential.
- **Nozzle Type.** Use a nozzle type that is designed for the intended application. With most nozzle types, narrower spray angles produce larger droplets. Consider using low-drift nozzles. Solid-stream nozzles oriented straight back produce the largest droplets and the lowest drift.

Wind

DO NOT apply at wind speeds greater than 15 mph. Drift potential is lowest when wind speed does not exceed 10 mph. However, many factors, including droplet size and equipment type, determine drift potential at any given speed.

Application should be avoided below 2 mph due to variable wind direction and high inversion potential. Local terrain can influence wind patterns. Every applicator should be familiar with local wind patterns and how they affect spray drift.

Temperature and Humidity

Low humidity and high temperatures increase the evaporation of spray droplets and, therefore, the likelihood of increased spray drift. Avoid spraying during conditions of low humidity and/or high temperatures. When making applications in low relative humidity, set up equipment to produce larger droplets to compensate for evaporation. Droplet evaporation is most severe when conditions are both hot and dry.

Temperature Inversions

Applications should not occur during a temperature inversion because drift potential is high. Temperature inversions restrict vertical air mixing, which causes small suspended droplets to remain in a concentrated cloud. This cloud can move in unpredictable directions due to the light, variable winds common during inversions. Temperature inversions are characterized by increasing temperatures with altitude and are common on nights with limited cloud cover and light-to-no wind. They begin to form as the sun sets and often continue into the morning. Their presence can be indicated by ground fog; however, if fog is not present, inversions can also be identified by the movement of smoke from a ground source or an aircraft smoke generator. Smoke that layers and moves laterally in a concentrated cloud (under low wind conditions) indicates an inversion, while smoke that moves upward and rapidly dissipates indicates good vertical air mixing.

Sensitive Areas

The pesticide may only be applied when the potential for drift to adjacent sensitive areas (e.g. bodies of water or nontarget crops) is minimal and when wind is blowing away from the sensitive areas.

Additives and General Tank Mixing Information

Under some conditions, the use of additives or adjuvants may improve the performance of **Headline AMP™ fungicide**. However, under some conditions, the use of additives or adjuvants with **Headline AMP** may cause an adverse crop response. The addition of a nitrogen-based fertilizer may result in some crop leaf burn from the fertilizer. The addition of an emulsifiable concentrate (EC)-based insecticide may result in some crop leaf burn.

DO NOT tank mix with products containing a prohibition against tank mixing. Follow the most restrictive labeling requirements of any tank mix product.

Headline AMP can be tank mixed with most recommended fungicides. However, all varieties and cultivars have not been tested with possible tank mix combinations. Local conditions can also influence crop tolerance and may not match those under which BASF has conducted testing. Physical incompatibility, reduced disease control, or crop injury may result from mixing **Headline AMP** with other products. Therefore, before using any tank mix (fungicides, insecticides, herbicides, liquid fertilizers, biological control products, adjuvants and additives), test the combination on a small portion of the crop to be treated to ensure that a phytotoxic response will not occur as a result of application.

Consult a BASF representative or local agricultural authorities for more information concerning additives.

When an adjuvant is to be used with this product, BASF recommends the use of a Chemical Producers and Distributors Association certified adjuvant.

Mixing Order

- 1) **Water.** Begin by agitating a thoroughly clean sprayer tank 3/4 full of clean water.
- 2) **Agitation.** Maintain constant agitation throughout mixing and application.
- 3) **Inductor.** If an inductor is used, rinse it thoroughly after each component has been added.
- 4) **Products in PVA bags.** Place any product contained in water-soluble PVA bags into the mixing tank. Wait until all water-soluble PVA bags have fully dissolved and the product is evenly mixed in the spray tank before continuing.
- 5) **Water-dispersible products.** Such as dry flowables, wettable powders, suspension concentrates such as **Headline AMP**, or suspo-emulsions).

- 6) **Water-soluble products.**
- 7) **Emulsifiable concentrates** (or oil concentrates when applicable).
- 8) **Water-soluble additives** (such as AMS or UAN when applicable).
- 9) **Remaining quantity of water.**
Make sure that each component is thoroughly mixed and suspended before adding tank mix partners. Maintain constant agitation during application. See **Table 2. Headline AMP™ fungicide Crop-specific Directions For Use** for more details.

General Restrictions and Limitations - All Crops

- **Maximum seasonal use rate. DO NOT** apply more than the maximum rate per acre per season as listed in **Table 1. Headline AMP™ fungicide Crop-specific Restrictions and Limitations** and **Table 2. Headline AMP™ fungicide Crop-specific Directions For Use.**
- **Maximum rate per application. DO NOT** apply more than the maximum rate per acre per application as listed in **Table 1. Headline AMP™ fungicide Crop-specific Restrictions and Limitations** and **Table 2. Headline AMP™ fungicide Crop-specific Directions For Use.**
- **DO NOT** make more than the total number of applications per season, as listed in **Table 1. Headline AMP™ fungicide Crop-specific Restrictions and Limitations** and **DO NOT** exceed the maximum seasonal use rate.
Also see **Table 2. Headline AMP™ fungicide Crop-specific Directions For Use.**
- **Preharvest Interval (PHI).** See **Table 1. Headline AMP™ fungicide Crop-specific Restrictions and Limitations** and **Table 2. Headline AMP™ fungicide Crop-specific Directions For Use.**
- **DO NOT** use **Headline AMP** in greenhouse or transplant production.
- **Feeding restrictions.** See **Table 2. Headline AMP™ fungicide Crop-specific Directions For Use.**
- **Crop rotation restriction**
Leafy vegetables and Brassica leafy vegetables may be planted 30 days after the last application.
Crops on this label (barley, corn, cotton, oats, rye, soybeans, sugar beets, triticale and wheat) plus canola and peanuts may be planted immediately following the last application.
All other crops may be planted 120 days after the last application.

Instructions for Directed or Banded Sprays Related to Ground Applications

The application rates shown in the following tables pertain to both aerial and ground (broadcast) methods of application. **Headline AMP** may also be applied as a directed or banded spray over the rows or plant beds with alleys or row middles left upsprayed. For such uses, reduce the labeled **Headline AMP** rate in proportion to the area actually sprayed. This adjustment is necessary to avoid applying the product at use rates higher than permitted according to label directions.

Use the following formula to determine the broadcast equivalent rate for applying directed or banded sprays:

$$\frac{\text{sprayed bed width} + \text{unsprayed row middles}}{\text{total row width}}$$

$$\frac{\text{Sprayed Bed Width in Inches}}{\text{Total Row Width in Inches}} \times \frac{\text{Broadcast Rate}}{\text{Treated Acres}} = \frac{\text{Band Rate}}{\text{Field Acre}}$$

Example: A directed spray application will be made to 45" plant beds that are separated by 15" of unsprayed row middles.

$$45" \text{ sprayed bed width} + 15" \text{ unsprayed row middles} = 60" \text{ total row width}$$

The calculations to determine the appropriate equivalent rate of product to use for this situation based on a label broadcast rate recommendation of 12 fl oz/acre follows:

$$\frac{45" \text{ Sprayed Bed Width}}{60" \text{ Total Row Width}} \times \frac{12 \text{ fl oz Headline AMP}}{\text{Treated Acres}} = \frac{9 \text{ fl oz Headline AMP}}{\text{Field Acre}}$$





Table 1. Headline AMP™ fungicide Crop-specific Restrictions and Limitations

Crop	Minimum Time from Application to Harvest (PHI) (days)	Maximum Product Rate per Acre per Application (fl ozs)	Maximum Number of Sequential Applications	Maximum Product Rate per Acre per Season (fl ozs)
Barley Oats Rye Triticale Wheat	Apply no later than the beginning of flowering (Zadok's 59 or Feekes 10.5).	7.9	2	15.8
Corn (all types)	*	14.4	2	57.6
Cotton	30	9.0	2	27
Soybeans	30	7.9	3	23.7
Sugar beets (roots and tops)	14	8.8	3	26.4

* See Headline AMP™ fungicide Crop-specific Directions For Use.

Aerial application is permitted for all labeled crops. **No aerial application in New York State except as permitted under FIFRA Section 24(c), Special Local Need Registration.**



14/19

Table 2. Headline AMP™ fungicide Crop-specific Directions For Use

Crop	Target Disease	Product Use Rate per Application (fl ozs/A)	Maximum Number of Applications per Season	Maximum Product Rate per Season (fl ozs/A)	Minimum Time from Application to Harvest (PHI)
Barley Oats Rye Triticale Wheat	Black point (Kernel blight, Smudge) (<i>Alternaria</i> spp., <i>Cochliobolus sativus</i> , <i>Helminthosporium</i> spp.) Leaf blotch (<i>Pyrenophora</i> spp.) Net blotch (<i>Pyrenophora teres</i>) Powdery mildew (<i>Erysiphe graminis</i>) Rust (<i>Puccinia</i> spp.) Scald (<i>Rhynchosporium secalis</i>) Septoria leaf and glume blotch (<i>Septoria</i> spp., <i>Stagonospora</i> spp.) Spot blotch (<i>Cochliobolus sativus</i>) Stripe rust (<i>Puccinia striiformis</i>) Tan spot (Yellow leaf spot) (<i>Pyrenophora trichostoma</i>)	7.9	2	15.8	Apply no later than the beginning of flowering (Zadok's 59 or Feekes 10.5).

Application Directions. For optimal disease control, begin applications of **Headline AMP** prior to disease development. To maximize yields in cereals, it is important to protect the flag leaf. For diseases other than head scab, apply **Headline AMP** immediately after flag leaf emergence for optimum results.

The minimum retreatment interval (RTI) is 6 to 8 days after the first application.

Use the shorter interval when disease pressure is high.

Resistance Management. To limit the potential for development of resistance, **DO NOT** make more than 2 applications of **Headline AMP** per season.

DO NOT harvest wheat, barley, oat, triticale hay or feed green chopped wheat, barley, oat, or triticale within 14 days of last application.





Table 2. Headline AMP™ fungicide Crop-specific Directions For Use (continued)

Crop	Target Disease	Product Use Rate per Application (fl ozs/A)	Maximum Number of Applications per Season	Maximum Product Rate per Season (fl ozs/A)	Minimum Time from Application to Harvest (PHI)
Corn Field corn Pop corn Sweet corn Seed production corn	Anthracnose (<i>Colletotrichum graminicola</i>) Eyespot (<i>Kabatiella zeae</i>) Gray leaf spot (<i>Cercospora zeae-maydis</i>) Northern corn leaf blight (<i>Exserohilum turcicum</i>) Northern corn leaf spot (<i>Cochliobolus carbonum</i>) Physoderma brown spot (<i>Physoderma maydis</i>) Rust (<i>Puccinia</i> spp.) Southern corn leaf blight (<i>Bipolaris maydis</i>) Yellow leaf blight (<i>Phyllosticta maydis</i>)	8 to 14.4	4	57.6	20 days for Field corn grain; Field corn stover; Pop corn grain; Pop corn stover; Sweet corn stover 7 days for Field corn forage/silage; Sweet corn forage; Sweet corn kernel; Pop corn forage; Seed production corn (all types)

Application Directions. For optimal disease control, begin applications of **Headline AMP** prior to disease development and continue on a 7- to 14-day schedule if conditions for disease development persist. Use the higher rate and shorter interval when disease pressure is high.

Resistance Management. To limit the potential for development of resistance, **DO NOT** make more than two (2) sequential applications of **Headline AMP** before alternating to another fungicide with a different mode of action.



1/1/19


Table 2. Headline AMP™ fungicide Crop-specific Directions For Use (continued)

Crop	Target Disease	Product Use Rate per Application (fl ozs/A)	Maximum Number of Applications per Season	Maximum Product Rate per Season (fl ozs/A)	Minimum Time from Application to Harvest (PHI)
Cotton	Alternaria leaf spot, boll rot (<i>Alternaria</i> spp.)	8 to 9	3	27	30 days
	Anthracnose, boll rot (<i>Glomerella</i> spp.)				
	Ascochyta blight, boll rot (<i>Ascochyta gossypii</i>)				
	Cercospora blight and leaf spot (<i>Cercospora</i> spp.)				
	Diplodia boll rot (<i>Diplodia</i> spp.)				
	Hard lock, boll rot (<i>Fusarium</i> spp.)				
	Phoma blight, boll rot (<i>Phoma</i> spp.)				
	Rust (<i>Puccinia</i> spp., <i>Phykopsora</i> spp.)				
	Stemphyllium leaf spot (<i>Stemphyllium</i> spp.)				

Application Directions. For optimal disease control, begin applications of **Headline AMP** prior to disease development and continue on a 7- to 14-day schedule if conditions are conducive for disease development. Use the higher rate and shorter interval when disease pressure is high.

No livestock feeding restrictions.

Resistance Management. To limit the potential for development of resistance, **DO NOT** make more than two (2) sequential applications of **Headline AMP** before alternating to another fungicide with a different mode of action.



17/19

Table 2. Headline AMP™ fungicide Crop-specific Directions For Use (continued)

Crop	Target Disease	Product Use Rate per Application (fl ozs/A)	Maximum Number of Applications per Season	Maximum Product Rate per Season (fl ozs/A)	Minimum Time from Application to Harvest (PHI)
Soybeans (<i>Glycine max</i>)	Alternaria leaf spot (<i>Alternaria</i> spp.)	7.5 to 7.9	3	23.7	30 days
	Anthracnose (<i>Colletotrichum truncatum</i>)				
Asian soybean rust (<i>Phakopsora pachyrhizi</i>)					
Brown spot (<i>Septoria glycines</i>)					
Frogeye leaf spot (<i>Cercospora sojina</i>)					
Pod and stem blight (<i>Diaporthe phaseolorum</i>)					
Rhizoctonia aerial blight (<i>Rhizoctonia solani</i>)					
Suppression Only					
	Cercospora blight (<i>Cercospora kikuchii</i>)				

Application Directions. Headline AMP can be applied from vegetative through full seed (R6 stage) soybeans. Headline AMP provides preventive and curative control of soybean rust.


For optimal soybean rust control, make initial application of **Headline AMP** between early flowering and podset (R1 to R3 growth stage) or prior to rust development. If environmental conditions favor continued rust development or if monitoring shows active rust symptoms, repeat application 14 to 21 days after the first application. Use the higher rate and shorter interval when rust pressure is high.

For optimal control of other soybean diseases listed above and optimal plant health, apply **Headline AMP** between full-flower and pod-set stage (R2 to R4 growth stage) or prior to disease development.

DO NOT use adjuvants or tank mix with products with high adjuvant load (see **Application Instructions**).

Soybean forage may be fed no sooner than 14 days after last application. Soybean hay may be fed no sooner than 21 days after last treatment with **Headline AMP**.

Resistance Management. To limit the potential for development of resistance, **DO NOT** make more than 3 applications of **Headline AMP** per season.



18/19

Table 2. Headline AMP™ fungicide Crop-specific Directions For Use (continued)

Crop	Target Disease	Product Use Rate per Application (fl ozs/A)	Maximum Number of Applications per Season	Maximum Product Rate per Season (fl ozs/A)	Minimum Time from Application to Harvest (PHI)
Sugar beets (roots and tops)	Cercospora leaf spot (<i>Cercospora beticola</i>)	8 to 8.8	3	26.4	14 days
	Powdery mildew (<i>Erysiphe betae</i>)				


Application Directions. Begin applications prior to disease development. Apply **Headline AMP** at 14-day intervals. Use the higher rate when disease pressure is high.

DO NOT use silicone-containing adjuvants with this product.

DO NOT use less than 5 gallons of spray solution per acre (gpa) for aerial applications to sugar beets.

No livestock feeding restrictions.

Resistance Management. To limit the potential for development of resistance, **DO NOT** make more than 3 applications of **Headline AMP** per season.



12/19

Conditions of Sale and Warranty

The **Directions For Use** of this product reflect the opinion of experts based on field use and tests. The directions are believed to be reliable and must be followed carefully. However, it is impossible to eliminate all risks inherently associated with the use of this product. Crop injury, ineffectiveness or other unintended consequences may result because of such factors as weather conditions, presence of other materials, or use of the product in a manner inconsistent with its labeling, all of which are beyond the control of BASF CORPORATION ("BASF") or the Seller. To the extent consistent with applicable law, all such risks shall be assumed by the Buyer.

BASF warrants that this product conforms to the chemical description on the label and is reasonably fit for the purposes referred to in the **Directions For Use**, subject to the inherent risks, referred to above.

TO THE EXTENT CONSISTENT WITH APPLICABLE LAW, BASF MAKES NO OTHER EXPRESS OR IMPLIED WARRANTY OF FITNESS OR MERCHANTABILITY OR ANY OTHER EXPRESS OR IMPLIED WARRANTY.

TO THE EXTENT CONSISTENT WITH APPLICABLE LAW, BUYER'S EXCLUSIVE REMEDY AND BASF'S EXCLUSIVE LIABILITY, WHETHER IN CONTRACT, TORT, NEGLIGENCE, STRICT LIABILITY, OR OTHERWISE, SHALL BE LIMITED TO REPAYMENT OF THE PURCHASE PRICE OF THE PRODUCT.

TO THE EXTENT CONSISTENT WITH APPLICABLE LAW, BASF AND THE SELLER DISCLAIM ANY LIABILITY FOR CONSEQUENTIAL, EXEMPLARY, SPECIAL OR INDIRECT DAMAGES RESULTING FROM THE USE OR HANDLING OF THIS PRODUCT.

BASF and the Seller offer this product, and the Buyer and User accept it, subject to the foregoing **Conditions of Sale and Warranty** which may be varied only by agreement in writing signed by a duly authorized representative of BASF.

1108

Headline AMP is a trademark of BASF.

© 2009 BASF Corporation
All rights reserved.

007969-00291.20090924.NVA 2009-04-343-0170

Based on: NVA 2009-04-343-0091

BASF Corporation
26 Davis Drive
Research Triangle Park, NC 27709

