

7969-279

5/14/2010

1 of 29



UNITED STATES ENVIRONMENTAL PROTECTION AGENCY
WASHINGTON, D.C. 20460

OFFICE OF
PREVENTION, PESTICIDES AND
TOXIC SUBSTANCES

Mr. Craig D. Kleppe
Product Registration
BASF Corporation
26 Davis Drive
Research Triangle Park, NC 27709

MAY 14 2010

SUBJECT: Application for Pesticide Notification (PRN 98-10)
Request General Label Change/Including Supplemental Label, Directions for Use
on State-specific Labeling and Comply with Agency Guidance per Enclosed
3/17/10 Letter
EPA Reg. No. 7969-279
Application Dated March 19, 2010

Dear Registrant:

The Agency is in receipt of your Application for Pesticide Notification under Pesticide Registration Notice (PRN) 98-10 dated 03/19/10 for the above product. The Registration Division (RD) has conducted a review of this request for its applicability under PRN 98-10 and finds that the action(s) requested fall within the scope of PRN 98-10. The label submitted with the application has been stamped "Notification" and will be placed in our records.

If you have any questions, please call me directly at 703-305-6249 or Owen F. Beeder of my staff at 703-308-8899.

Sincerely,

Linda Arrington
Notifications & Minor Formulations Team Leader
Registration Division (7505P)
Office of Pesticide Programs



Please read instructions on reverse before completing form.

Form Approved. OMB No. 2070-0060

20129

| | | | |
|--|---|--|-----------------------|
| | United States Environmental Protection Agency Washington, DC 20460 | <input type="checkbox"/> Registration <input type="checkbox"/> Amendment <input checked="" type="checkbox"/> Other | OPP Identifier Number |
|--|---|--|-----------------------|

Application for Pesticide - Section I

| | | |
|---|---|---|
| 1. Company/Product Number BASF Corporation / 7969-279 | 2. EPA Product Manager Kathryn Montague | 3. Proposed Classification <input checked="" type="checkbox"/> None <input type="checkbox"/> Restricted |
| 4. Company/Product (Name) BASF Corporation / INTEGRITY Powered by KIXOR Herbicide | PM# 23 | |
| 5. Name and Address of Applicant (Include ZIP Code) BASF Corporation 26 Davis Drive, PO Box 13528 Research Triangle Park, NC 27709 <input type="checkbox"/> Check if this is a new address | 6. Expedited Review. In accordance with FIFRA Section 3(c)(3) (b)(i), my product is similar or identical in composition and labeling to: EPA Reg. No. _____ Product Name _____ | |

Section - II

| | |
|--|--|
| <input type="checkbox"/> Amendment - Explain below. <input type="checkbox"/> Resubmission in response to Agency letter dated _____ <input checked="" type="checkbox"/> Notification - Explain below. | <input checked="" type="checkbox"/> Final printed labels in response to Agency letter dated <u>March 17, 2010</u> <input type="checkbox"/> "Me Too" Application. <input type="checkbox"/> Other - Explain below. |
|--|--|

NOTIFICATION

MAY 14 2010

Explanation: Use additional page(s) if necessary. (For section I and Section II.)

NOTIFICATION: Submission of revised master label and final print supplemental labels for use on grain sorghum and use in corn with Aztec Insecticide for the end-use product INTEGRITY Powered by KIXOR Herbicide.

No PRIA code/fee is applicable to this notification.

Section - III

| | | | | | |
|--|--|--|--------------------------------------|--|--|
| 1. Material This Product Will Be Packaged In: | | | | 2. Type of Container | |
| Child-Resistant Packaging <input type="checkbox"/> Yes <input type="checkbox"/> No | Unit Packaging <input type="checkbox"/> Yes <input type="checkbox"/> No <small>If "Yes" Unit Packaging wgt. No. per container</small> | Water Soluble Packaging <input type="checkbox"/> Yes <input type="checkbox"/> No <small>If "Yes" Package wgt. No. per container</small> | | <input type="checkbox"/> Metal <input type="checkbox"/> Plastic <input type="checkbox"/> Glass <input type="checkbox"/> Paper <input type="checkbox"/> Other (Specify) _____ | |
| 3. Location of Net Contents Information <input type="checkbox"/> Label <input type="checkbox"/> Container | | 4. Size(s) Retail Container | | 5. Location of Label Directions <input type="checkbox"/> _____ | |
| 6. Manner in Which Label is Affixed to Product <input type="checkbox"/> Lithograph <input type="checkbox"/> Paper glued <input type="checkbox"/> Stenciled | | | <input type="checkbox"/> Other _____ | | |

Section - IV

1. Contact Point (Complete items directly below for identification of individual to be contacted, if necessary, to process this application.)

| | | |
|--------------------------------|--|--|
| Name Craig D. Kleppe | Title Product Registration Manager | Telephone No. (Includes Area Code) 919 547 2000 ext 2615 |
|--------------------------------|--|--|

Certification

I certify that the statements I have made on this form and all attachments thereto are true, accurate and complete. I acknowledge that any knowingly false or misleading statement may be punishable by fine or imprisonment or both under applicable law.

6. Date Application Received
 (Stamped)

| | | |
|---|---|--|
| 2. Signature | 3. Title Product Registration Manager | |
| 4. Typed Name Craig D. Kleppe | 5. Date March 17, 2010 | |

50f29



The Chemical Company

Group 14 15 Herbicide

NOTIFICATION

MAY 14 2010

INTEGRITY™

POWERED BY **KIXOR®** HERBICIDE



For use in field corn (grain, seed, silage), popcorn, sweet corn, and grain sorghum

Active Ingredients*:

saflufenacil: N'-[2-chloro-4-fluoro-5-(3-methyl-2,6-dioxo-4-(trifluoromethyl)-3,6-dihydro-1(2H)-pyrimidinyl)benzoyl]-N-isopropyl-N-methylsulfamide 6.24%

dimethenamid-P: (S)-(2-chloro-N-[(1-methyl-2-methoxy)ethyl]-N-(2,4-dimethyl-thien-3-yl)-acetamide) 55.04%

Other Ingredients:** 38.72%

Total: 100.00%

* Contains 0.57 pounds of saflufenacil and 5.0 pounds of dimethenamid-P per gallon, formulated as an emulsifiable concentrate.

** Contains petroleum distillates.

EPA Reg. No. 7969-279

EPA Est. No.

KEEP OUT OF REACH OF CHILDREN WARNING/AVISO


Si usted no entiende la etiqueta, busque a alguien para que se la explique a usted en detalle. (If you do not understand the label, find someone to explain it to you in detail.)

See inside for complete **First Aid, Precautionary Statements, Directions For Use, Conditions of Sale and Warranty**, and state-specific crop and/or use site restrictions.

In case of an emergency endangering life or property involving this product, call day or night 1-800-832-HELP (4357).

Net Contents:

BASF Corporation
26 Davis Drive, Research Triangle Park, NC 27709



| FIRST AID | |
|---|--|
| If in eyes | <ul style="list-style-type: none"> • Hold eyes open and rinse slowly and gently with water for 15 to 20 minutes. • Remove contact lenses, if present, after the first 5 minutes; then continue rinsing eyes. • Call a poison control center for treatment advice. |
| If swallowed | <ul style="list-style-type: none"> • Call a poison control center or doctor immediately for treatment advice. • DO NOT induce vomiting unless told to by a poison control center or doctor. • DO NOT give any liquid to the person. • DO NOT give anything by mouth to an unconscious person. |
| If on skin or clothing | <ul style="list-style-type: none"> • Take off contaminated clothing. • Rinse skin immediately with plenty of water for 15 to 20 minutes. • Call a poison control center or doctor for treatment advice. |
| If inhaled | <ul style="list-style-type: none"> • Move person to fresh air. • If person is not breathing, call 911 or an ambulance; then give artificial respiration, preferably by mouth to mouth, if possible. • Call a poison control center or doctor for further treatment advice. |
| HOTLINE NUMBER | |
| Have the product container or label with you when calling a poison control center or doctor or going for treatment. You may also contact BASF Corporation for emergency medical treatment information: 1-800-832-HELP (4357). | |
| Note to Physician: Contains petroleum distillate. Vomiting may cause aspiration pneumonia. | |

Precautionary Statements

Hazards to Humans and Domestic Animals

WARNING. Causes substantial but temporary eye injury. Harmful if swallowed. **DO NOT** get in eyes or on clothing. Avoid contact with skin. Remove and wash contaminated clothing before reuse. Prolonged or frequently repeated skin contact may cause allergic reactions in some individuals.

Personal Protective Equipment (PPE)

Some materials that are chemically resistant to this product are listed below. For more options, refer to **Category F** on an EPA chemical-resistance category selection chart.

Applicators and other handlers must wear:

- Long-sleeved shirt and long pants
- Shoes plus socks
- Chemical-resistant gloves, such as barrier laminate, butyl rubber ≥ 14 mils, nitrile rubber ≥ 14 mils, neoprene rubber ≥ 14 mils, viton ≥ 14 mils, or selection **Category F**
- Protective eyewear such as face shield, goggles, or safety glasses

Follow the manufacturer's instructions for cleaning and maintaining PPE. If no such instructions for washables exist, use detergent and hot water. Keep and wash PPE separately from other laundry. Discard clothing and other absorbent materials that have been drenched or heavily contaminated with this product's concentrate. **DO NOT** reuse them.

Engineering Controls Statement

When handlers use closed systems, enclosed cabs, or aircraft in a manner that meets the requirements listed in the Worker Protection Standard (WPS) for agricultural pesticides [40 CFR 170.240(d)(4-6)], the handler PPE requirements may be reduced or modified as specified in the WPS.

IMPORTANT: When reduced PPE is worn because a closed system is being used, handlers must be provided all PPE specified above for **applicators and other handlers** and have such PPE immediately available for use in an emergency, such as a spill or equipment breakdown.

USER SAFETY RECOMMENDATIONS

Users should:

- Wash hands before eating, drinking, chewing gum, using tobacco, or using the toilet.
- Remove clothing/PPE immediately if pesticide gets inside. Then wash thoroughly and put on clean clothing.
- Remove PPE immediately after handling this product. Wash the outside of gloves before removing. As soon as possible, wash thoroughly and change into clean clothing.

Environmental Hazards

For terrestrial uses, **DO NOT** apply directly to water, areas where surface water is present, or intertidal areas above the mean high water mark. **DO NOT** contaminate water when disposing of equipment washwaters or rinsate.

Groundwater Advisory. Saflufenacil has properties and characteristics associated with chemicals detected in groundwater. This chemical may leach into groundwater if used in areas where soils are permeable, particularly where

the water table is shallow. Dimethenamid-P has properties that may result in groundwater contamination. Application in areas where soils are permeable or coarse and groundwater is near the surface could result in groundwater contamination.

Surface Water Advisory. This product may impact surface water due to runoff of rainwater. This is especially true for poorly draining soils and soils with shallow groundwater. This product is classified as having high potential for reaching surface water via runoff for several weeks after application. A level, well-maintained buffer strip between areas to which this product is applied and surface water features such as ponds, streams, and springs will reduce the potential loading of this chemical from runoff water and sediment. Runoff of this product will be reduced by avoiding application when rainfall is forecast to occur within 48 hours.

Point-source Contamination. To prevent point-source contamination, **DO NOT** mix or load this or any other pesticide product within 50 feet of wells (including abandoned wells and drainage wells), sinkholes, perennial or intermittent streams and rivers, and natural or impounded lakes and reservoirs. This setback does not apply to properly capped or plugged abandoned wells and does not apply to impervious pad or dike mixing/loading areas described as follows.

Mixing, loading, rinsing, or washing operations performed within 50 feet of a well are allowed only when conducted on an impervious pad constructed to withstand the weight of the heaviest load that may be on or move across the pad. The pad must be self-contained to prevent surface water flow over or from the pad. The pad capacity must be maintained at 110% that of the largest pesticide container or application equipment used on the pad and have sufficient capacity to contain all product spills, equipment or container leaks, equipment washwaters, and rainwater that may fall on the pad. The containment capacity does not apply to vehicles delivering pesticide shipments to the mixing and/or loading site. States may have in effect additional requirements regarding wellhead setbacks and operational containment.

Care must be taken when using this product to prevent:

- Back-siphoning into wells
- Spills
- Improper disposal of excess pesticide, spray mixes, or rinsates

Check valves or anti-siphoning devices must be used on all mixing equipment.

Movement Dissolved in Runoff or Through Soil.

DO NOT apply under conditions that favor runoff.

DO NOT apply to impervious substrates such as paved or highly compacted surfaces or frozen soils. Groundwater contamination may occur in areas where soils are permeable or coarse and groundwater is near the surface. To minimize the possibility of groundwater contamination, carefully follow application rate recommendations as

affected by soil type in the **Application Instructions** section of this label. **DO NOT** apply if all 3 criteria exist:

1. Coarse soils classified as sand (does not include loamy sand or sandy loam)
2. Less than 3% organic matter (as determined by soil tests, if not known)
3. Where depth to groundwater is 30 feet or less

Movement by Water Erosion of Treated Soil. DO NOT apply or incorporate this product by flood or furrow irrigation. Ensure treated areas have received at least 1/2 inch of rainfall before using tailwater for subsequent irrigation of other fields.

Endangered Species Protection Requirements

This product may have effects on federally listed threatened or endangered plant species or their critical habitat. When using this product, you must follow the measures contained in the Endangered Species Protection Bulletin for the county or parish in which you are applying the pesticide. To determine whether your county or parish has a Bulletin, and to obtain that Bulletin, consult <http://www.epa.gov/espp/>, or call 1-800-447-3813 no more than 6 months before using this product. Applicators must use Bulletins that are in effect in the month in which the pesticide will be applied. New Bulletins will generally be available from the above sources 6 months prior to their effective dates.

Directions For Use

It is a violation of federal law to use this product in a manner inconsistent with its labeling. This label must be in the possession of the user at time of herbicide application.

DO NOT apply this product in a way that will contact workers or other persons, either directly or through drift. Only protected handlers may be in the area during application. For any requirements specific to your state or tribe, consult the agency responsible for pesticide regulation.

Observe all precautions and limitations in this label and the labels of products used in combination with **Integrity™ herbicide**. The use of **Integrity** not consistent with this label can result in injury to crops, animals or persons. Keep containers closed to avoid spills and contamination.

Unless otherwise directed in supplemental labeling, all applicable directions, restrictions, precautions and **Conditions of Sale and Warranty** are to be followed.

BASF Corporation does not recommend or authorize the use of this product in manufacturing, processing or preparing custom blends with other products for application in crops.

8029

AGRICULTURAL USE REQUIREMENTS

Use this product only in accordance with its labeling and with the Worker Protection Standard, 40 CFR part 170. This standard contains requirements for the protection of agricultural workers on farms, forests, nurseries, and greenhouses, and handlers of agricultural pesticides. It contains requirements for training, decontamination, notification, and emergency assistance. It also contains specific instructions and exceptions pertaining to the statements on this label about personal protective equipment (PPE) and restricted-entry interval. The requirements in this box only apply to uses of this product that are covered by the Worker Protection Standard.

DO NOT enter or allow worker entry into treated areas during the restricted-entry interval (REI) of **12 hours**.

EXCEPTION: If the product is soil injected or soil incorporated, the Worker Protection Standard, under certain circumstances, allows workers to enter the treated area if there will be no contact with anything that has been treated.

PPE required for early entry to treated areas that is permitted under the Worker Protection Standard and that involves contact with anything that has been treated, such as plants, soil, or water, is:

- Coveralls
- Chemical-resistant gloves, such as barrier laminate, butyl rubber ≥ 14 mils, nitrile rubber ≥ 14 mils, neoprene rubber ≥ 14 mils or viton ≥ 14 mils
- Shoes plus socks
- Protective eyewear

STORAGE AND DISPOSAL

DO NOT contaminate water, food, or feed by storage or disposal. Open dumping is prohibited.

Pesticide Storage

DO NOT use or store near heat or open flame. Store in original container in a well ventilated area separately from fertilizer, feed, or foodstuffs and away from other pesticides. Avoid cross-contamination with other pesticides. Groundwater contamination may be reduced by diking and flooring of permanent liquid bulk storage sites with an impermeable material.

Pesticide Disposal

Wastes resulting from this product may be disposed of on-site or at an approved waste disposal facility. Improper disposal of excess pesticide, spray mix, or rinsate is a violation of federal law. If these wastes cannot be disposed of according to label instructions, contact the state agency responsible for pesticide regulation or the Hazardous Waste representative at the nearest EPA Regional Office for guidance.

Container Disposal

Nonrefillable Container. DO NOT reuse or refill this container. Triple rinse or pressure rinse container (or equivalent) promptly after emptying; then offer for recycling, if available, or reconditioning, if appropriate, or puncture and dispose of in a sanitary landfill, or by incineration, or by other procedures approved by state and local authorities.

Triple rinse containers small enough to shake

(capacity ≤ 5 gallons) as follows: Empty the remaining contents into application equipment or a mix tank and drain for 10 seconds after the flow begins to drip. Fill the container 1/4 full with water and recap. Shake for 10 seconds. Pour rinsate into application equipment or a mix tank, or store rinsate for later use or disposal. Drain for 10 seconds after the flow begins to drip. Repeat this procedure two more times.

Pressure rinse as follows: Empty the remaining contents into application equipment or mix tank and continue to drain for 10 seconds after the flow begins to drip. Hold container upside down over application equipment or mix tank, or collect rinsate for later use or disposal. Insert pressure rinsing nozzle in the side of the container and rinse at about 40 PSI for at least 30 seconds. Drain for 10 seconds after the flow begins to drip.

(continued)

9029

STORAGE AND DISPOSAL (continued)

Container Disposal (continued)

Refillable Container. Refill this container with pesticide only. **DO NOT** reuse this container for any other purpose. Triple rinsing the container before final disposal is the responsibility of the person disposing of the container. Cleaning before refilling is the responsibility of the refiller.

Triple rinse as follows: To clean the container before final disposal, empty the remaining contents from this container into application equipment or mix tank. Fill the container about 10% full with water. Agitate vigorously or recirculate water with the pump for 2 minutes. Pour or pump rinsate into application equipment or rinsate collection system. Repeat this rinsing procedure two more times.

When this container is empty, replace the cap and seal all openings that have been opened during use; return the container to the point of purchase or to a designated location. This container must only be refilled with a pesticide product. Prior to refilling, inspect carefully for damage such as cracks, punctures, abrasions, worn out threads and closure devices. Check for leaks after refilling and before transport. **DO NOT** transport if this container is damaged or leaking. If the container is damaged, or leaking, or obsolete and not returned to the point of purchase or to a designated location, triple rinse emptied container and offer for recycling, if available, or dispose of container in compliance with state and local regulations.

Product Information

Integrity™ herbicide is a selective residual preemergence herbicide for controlling most annual grasses, broadleaf weeds, and sedges in field corn, popcorn, sweet corn, and grain sorghum (refer to **Table 1** for a list of weeds controlled preemergence). Residual preemergence applications of **Integrity** must be activated by at least 1/2 inch of rainfall or sprinkler irrigation prior to weed seedling emergence. When **Integrity** is not activated, a labeled postemergence herbicide or cultivation may be needed to control weed escapes.

Integrity also provides contact burndown of many broadleaf weeds (refer to **Table 2** for a list of weeds controlled by a burndown application). An adjuvant (refer to **Additives** section for details) is required with **Integrity** for optimum broadleaf burndown activity. Burndown applications of **Integrity** should be made when broadleaf weeds are small and actively growing. Burndown activity may be slowed or reduced under cloudy and/or foggy or cooler weather conditions, or when weeds are growing under drought or other stress conditions. When targeting dense weed populations and/or larger broadleaf weeds, use a higher application rate within an application rate range and/or higher spray volumes. Angling nozzles forward (to 45 degrees) may improve penetration of denser weed canopies.

In Case of Emergency

In case of large-scale spillage regarding this product, call:

- CHEMTREC 1-800-424-9300
- BASF Corporation 1-800-832-HELP (4357)

In case of medical emergency regarding this product, call:

- Your local doctor for immediate treatment
- Your local poison control center (hospital)
- BASF Corporation 1-800-832-HELP (4357)

Steps to be taken in case material is released or spilled:

- Dike and contain the spill with inert material (sand, earth, etc.) and transfer liquid and solid diking material to separate containers for disposal.
- Remove contaminated clothing and wash affected skin areas with soap and water.
- Wash clothing before reuse.
- Keep the spill out of all sewers and open bodies of water.

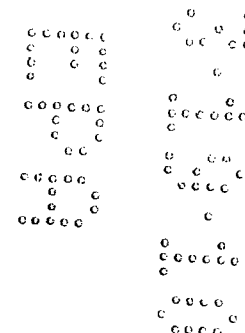


Table 1. Weeds Controlled by a Residual Preemergence Application of Integrity™ herbicide

| Common Name | Scientific Name | C = Control S = Suppression ¹ |
|-------------------------------|--|---|
| Annual Broadleaf Weeds | | |
| Amaranth, Palmer | <i>Amaranthus palmeri</i> | C |
| Amaranth, Powell | <i>Amaranthus powellii</i> | C |
| Beggarweed, Florida | <i>Desmodium tortuosum</i> | C |
| Buckwheat, wild | <i>Polygonum convolvulus</i> | C |
| Buffalobur | <i>Solanum rostratum</i> | C |
| Burcucumber | <i>Sicyos angulatus</i> | S |
| Carpetweed | <i>Mollugo verticillata</i> | C |
| Chamomile, mayweed | <i>Anthemis cotula</i> | C |
| Chickweed, common | <i>Stellaria media</i> | C |
| Cocklebur, common | <i>Xanthium strumarium</i> | C |
| Copperleaf, Virginia | <i>Acalypha virginica</i> | C |
| Devil's-claw | <i>Proboscidea louisiana</i> | S |
| Eclipta | <i>Eclipta prostrata</i> | S |
| Fleabane, hairy | <i>Conyza bonariensis</i> | C |
| Galinsoga, smallflower | <i>Galinsoga parviflora</i> | C |
| Groundcherry, cutleaf | <i>Physalis angulata</i> | C |
| Horseweed (marestalk) | <i>Conyza canadensis</i> | C |
| Jimsonweed | <i>Datura stramonium</i> | C |
| Kochia | <i>Kochia scoparia</i> | C |
| Ladysthumb | <i>Polygonum persicaria</i> | C |
| Lambsquarters, common | <i>Chenopodium album</i> | C |
| Mallow, Venice | <i>Hibiscus trionum</i> | C |
| Marestail (horseweed) | <i>Conyza canadensis</i> | C |
| Morningglory, entireleaf | <i>Ipomoea hederacea</i> var. <i>integriuscula</i> | C |
| Morningglory, ivyleaf | <i>Ipomoea hederacea</i> | C |
| Morningglory, palmleaf | <i>Ipomoea wrightii</i> | C |
| Morningglory, pitted | <i>Ipomoea lacunosa</i> | C |
| Morningglory, tall | <i>Ipomoea purpurea</i> | C |
| Mustard, wild | <i>Sinapis arvensis</i> | C |
| Nightshade, black | <i>Solanum nigrum</i> | C |
| Nightshade, cutleaf | <i>Solanum triflorum</i> | C |
| Nightshade, Eastern black | <i>Solanum ptycanthum</i> | C |
| Nightshade, hairy | <i>Solanum sarrachoides</i> | C |
| Pennycress, field | <i>Thlaspi arvense</i> | C |
| Pigweed, prostrate | <i>Amaranthus blitoides</i> | C |
| Pigweed, redroot | <i>Amaranthus retroflexus</i> | C |
| Pigweed, smooth | <i>Amaranthus hybridus</i> | C |
| Pigweed, tumble | <i>Amaranthus albus</i> | C |
| Puncturevine | <i>Tribulus terrestris</i> | S |
| Purslane, common | <i>Portulaca oleracea</i> | C |
| Pusley, Florida | <i>Richardia scabra</i> | C |
| Ragweed, common | <i>Ambrosia artemisiifolia</i> | C |
| Ragweed, giant | <i>Ambrosia trifida</i> | C |

110F29

Table 1. Weeds Controlled by a Residual Preemergence Application of Integrity™ herbicide (continued)

| Common Name | Scientific Name | C = Control S = Suppression ¹ |
|---|---------------------------------|---|
| Annual Broadleaf Weeds (continued) | | |
| Sida, prickly | <i>Sida spinosa</i> | C |
| Smartweed, Pennsylvania | <i>Polygonum pennsylvanicum</i> | C |
| Sowthistle, annual | <i>Sonchus arvensis</i> | C |
| Spurge, nodding | <i>Chamaesyce nutans</i> | C |
| Spurge, spotted | <i>Chamaesyce maculata</i> | C |
| Starbur, bristly | <i>Acanthospermum hispidum</i> | C |
| Sunflower, common | <i>Helianthus annuus</i> | C |
| Thistle, Russian | <i>Salsola kali</i> | C |
| Velvetleaf | <i>Abutilon theophrasti</i> | C |
| Waterhemp | <i>Amaranthus tuberculatus</i> | C |
| Annual Grasses | | |
| Barnyardgrass | <i>Echinochloa crus-galli</i> | C |
| Bluegrass, annual | <i>Poa annua</i> | C |
| Bluegrass, roughstalk | <i>Poa trivialis</i> | C |
| Brome, California | <i>Bromus carinatus</i> | C |
| Brome, downy | <i>Bromus tectorum</i> | C |
| Crabgrass, large | <i>Digitaria sanguinalis</i> | C |
| Crabgrass, smooth | <i>Digitaria ischaemum</i> | C |
| Cupgrass, Southwestern | <i>Eriochloa gracilis</i> | C |
| Cupgrass, woolly | <i>Eriochloa villosa</i> | S |
| Fescue, rattail | <i>Vulpia myuros</i> | C |
| Foxtail, giant | <i>Setaria faberi</i> | C |
| Foxtail, green | <i>Setaria viridis</i> | C |
| Foxtail, yellow | <i>Setaria pumila</i> | C |
| Goosegrass | <i>Eleusine indica</i> | C |
| Johnsongrass (seedling) | <i>Sorghum halepense</i> | S |
| Millet, wild proso | <i>Panicum miliaceum</i> | S |
| Panicum, fall | <i>Panicum dichotomiflorum</i> | C |
| Panicum, Texas | <i>Panicum texanum</i> | S |
| Rice, red | <i>Oryza sativa</i> | C |
| Ryegrass, Italian | <i>Lolium multiflorum</i> | C |
| Sandbur | <i>Cenchrus</i> spp. | S |
| Shattercane | <i>Sorghum bicolor</i> | S |
| Signalgrass, broadleaf | <i>Brachiaria platyphylla</i> | S |
| Witchgrass | <i>Panicum capillare</i> | C |
| Sedges | | |
| Flatsedge, rice | <i>Cyperus iria</i> | C |
| Nutsedge, yellow | <i>Cyperus esculentus</i> | S |

¹ To complement control, Integrity should be used in tank mixes or sequential applications with other labeled herbicides that provide additional control of noted weeds.

12029

Table 2. Broadleaf Weeds Controlled by a Burndown Application of Integrity™ herbicide

| Common Name | Scientific Name | C = Control S = Suppression | Maximum Height or Diameter (inches) |
|------------------------------|--|--------------------------------|---|
| Amaranth, Palmer | <i>Amaranthus palmeri</i> | C | 6 |
| Bedstraw, catchweed | <i>Galium aparine</i> | C | 3 |
| Beggarticks, hairy | <i>Bidens pilosa</i> | C | 6 |
| Beggarweed, Florida | <i>Desmodium tortuosum</i> | C | 6 |
| Bindweed, field | <i>Convolvulus arvensis</i> | S ¹ | 6 |
| Buckwheat, wild | <i>Polygonum convolvulus</i> | C | 3 |
| Canola, volunteer (rapeseed) | <i>Brassica</i> spp. | C | 6 |
| Carpetweed | <i>Mollugo verticillata</i> | C | 6 |
| Chickweed, common | <i>Stellaria media</i> | S | 3 |
| Cocklebur, common | <i>Xanthium strumarium</i> | C | 6 |
| Cowcockle | <i>Vaccaria pyramidata</i> | C | 4 |
| Dandelion | <i>Taraxacum officinale</i> | S ¹ | 6 |
| Eveningprimrose, cutleaf | <i>Oenothera laciniata</i> | C | 4 |
| Falseflax, smallseed | <i>Camelina microcarpa</i> | C | 4 |
| Filaree, broadleaf | <i>Erodium botrys</i> | C | 4 |
| Filaree, redstem | <i>Erodium cicutarium</i> | S | 3 |
| Filaree, whitestem | <i>Erodium moschatum</i> | C | 4 |
| Fleabane, hairy | <i>Conyza bonariensis</i> | C | 6 |
| Flixweed | <i>Descurainia sophia</i> | C | 6 |
| Goosefoot, nettleleaf | <i>Chenopodium murale</i> | C | 3 |
| Groundcherry, cutleaf | <i>Physalis angulata</i> | C | 6 |
| Groundsel, common | <i>Senecio vulgaris</i> | C | 4 |
| Henbit | <i>Lamium amplexicaule</i> | S | 3 |
| Horseweed (marestalk) | <i>Conyza canadensis</i> | C | 6 |
| Knotweed, prostrate | <i>Polygonum aviculare</i> | C | 3 |
| Kochia | <i>Kochia scoparia</i> | C | 3 |
| Ladysthumb | <i>Polygonum persicaria</i> | C | 6 |
| Lambsquarters, common | <i>Chenopodium album</i> | C | 6 |
| Lambsquarters, narrowleaf | <i>Chenopodium pratericola</i> | C | 6 |
| Lettuce, miner's | <i>Claytonia perfoliata</i> | C | 6 |
| Lettuce, prickly | <i>Lactuca serriola</i> | C | 6 |
| Mallow, common | <i>Malva neglecta</i> | C | 6 |
| Mallow, little (cheeseweed) | <i>Malva parviflora</i> | C | 6 |
| Mallow, Venice | <i>Hibiscus trionum</i> | C | 6 |
| Marestalk (horseweed) | <i>Conyza canadensis</i> | C | 6 |
| Morningglory, entireleaf | <i>Ipomoea hederacea</i> var. <i>integriuscula</i> | C | 6 |
| Morningglory, ivyleaf | <i>Ipomoea hederacea</i> | C | 6 |
| Morningglory, pitted | <i>Ipomoea lacunosa</i> | C | 6 |
| Morningglory, tall | <i>Ipomoea purpurea</i> | C | 6 |
| Mustard, black | <i>Brassica nigra</i> | C | 6 |
| Mustard, tumble | <i>Sisymbrium altissimum</i> | C | 6 |
| Mustard, wild | <i>Sinapis arvensis</i> | C | 6 |
| Nettle, burning | <i>Urtica urens</i> | C | 4 |

130629

Table 2. Broadleaf Weeds Controlled by a Burndown Application of Integrity™ herbicide (continued)

| Common Name | Scientific Name | C = Control S = Suppression | Maximum Height or Diameter (inches) |
|------------------------------|--------------------------------|--------------------------------|---|
| Nightshade, black | <i>Solanum nigrum</i> | C | 6 |
| Nightshade, cutleaf | <i>Solanum triflorum</i> | C | 6 |
| Nightshade, Eastern black | <i>Solanum ptycanthum</i> | C | 6 |
| Nightshade, hairy | <i>Solanum saccharoides</i> | C | 6 |
| Pennycress, field | <i>Thlaspi arvense</i> | C | 6 |
| Pigweed, prostrate | <i>Amaranthus blitoides</i> | C | 6 |
| Pigweed, redroot | <i>Amaranthus retroflexus</i> | C | 6 |
| Pigweed, smooth | <i>Amaranthus hybridus</i> | C | 6 |
| Puncturevine | <i>Tribulus terrestris</i> | C | 6 |
| Purslane, common | <i>Portulaca oleracea</i> | C | 3 |
| Pusley, Florida | <i>Richardia scabra</i> | S | 3 |
| Ragweed, common ² | <i>Ambrosia artemisiifolia</i> | C | 6 |
| Ragweed, giant | <i>Ambrosia trifida</i> | C | 6 |
| Rocket, London | <i>Sisymbrium irio</i> | C | 6 |
| Sesbania, hemp | <i>Sesbania exaltata</i> | C | 4 |
| Shepherd's-purse | <i>Capsella bursa-pastoris</i> | C | 6 |
| Sida, prickly | <i>Sida spinosa</i> | C | 6 |
| Smartweed, Pennsylvania | <i>Polygonum pensylvanicum</i> | C | 6 |
| Sowthistle, annual | <i>Sonchus oleraceus</i> | C | 6 |
| Sowthistle, spiny | <i>Sonchus asper</i> | C | 6 |
| Spurge, garden | <i>Chamaesyce hirta</i> | C | 6 |
| Spurge, prostrate | <i>Chamaesyce humistrata</i> | C | 6 |
| Spurge, spotted | <i>Chamaesyce maculata</i> | C | 6 |
| Sunflower, common | <i>Helianthus annuus</i> | C | 6 |
| Tansymustard, green | <i>Descurainia incana</i> | C | 6 |
| Tansymustard, pinnate | <i>Descurainia pinnata</i> | C | 6 |
| Thistle, Canada | <i>Cirsium arvense</i> | S ¹ | 6 |
| Thistle, Russian | <i>Salsola kali</i> | C | 3 |
| Velvetleaf | <i>Abutilon theophrasti</i> | C | 6 |
| Waterhemp ² | <i>Amaranthus tuberculatus</i> | C | 6 |
| Willowweed | <i>Epilobium adenocaulon</i> | C | 3 |

¹ Control of seedling stage and suppression of perennial growth stage

² Populations of noted weeds exist that are known to be resistant to burndown applications of **Group 14/Group E** herbicides and will not be controlled by herbicides like **Integrity**. See the **Resistance Management** section for practices to manage and minimize the impact of resistant weeds (e.g. tank mixes or alternation with other herbicide modes of action, crop rotation and mechanical control).

14029

Mode of Action

Integrity™ herbicide combines the two active ingredients: saflufenacil, a potent inhibitor of protoporphyrinogen-oxidase belonging to herbicide mode-of-action **Group 14 (WSSA)/Group E (HRAC)**, and dimethenamid-P, a chloroacetamide belonging to the herbicide mode-of-action **Group 15/Group K₃**. Saflufenacil is rapidly absorbed by roots and foliage. Following inhibition of the protoporphyrinogen-oxidase, plant death is the result of membrane damage. Under active growing conditions, susceptible emerging weed seedlings usually develop chlorotic and necrotic injury symptoms within hours and die within a few days. Susceptible germinating weed seeds will usually die as they reach the soil surface or shortly after emergence. Dimethenamid-P is a root-and-shoot inhibitor that controls susceptible weed seedlings before or soon after they emerge from the soil.

Resistance Management

While weed resistance to protoporphyrinogen-oxidase-inhibiting herbicides is relatively infrequent, populations of resistant biotypes are known to exist. Resistance management practices include:

1. Following labeled application rate and weed growth stage recommendations
2. Avoiding repeated applications of herbicides with the same mode of action
3. Utilizing tank mixes and sequential applications with other effective herbicides possessing different modes of action
4. Using crop rotation so that crop competition, tillage or herbicides with alternative modes of action can be used to control weed escapes

Crop Tolerance

Field corn, popcorn, sweet corn, and grain sorghum are tolerant to **Integrity** when applied according to label directions as a preplant to preemergence treatment and under normal environmental conditions. Crop injury may occur under stressful growing conditions (e.g. low soil fertility, seedling disease, extreme hot or cold weather, excessive moisture, high soil pH, high soil salt concentration, or drought).

Severe crop injury will result if **Integrity** is applied post-emergence (over the top) to corn or sorghum.

Application Instructions

Integrity may be applied preplant surface, preplant incorporated or preemergence to field corn, popcorn, sweet corn, and grain sorghum. Apply **Integrity** only prior to crop emergence.

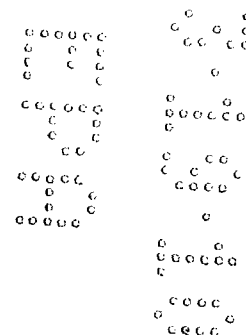
Application Rates

Application rates of **Integrity** for residual preemergence weed control may vary depending on soil texture and organic matter. Refer to **Table 3** for soil texture groups used in this label.

Table 3. Soil Texture Groups

| Coarse | Medium | Fine |
|------------|-----------------|-----------------|
| Sand | Silt | Sandy clay |
| Loamy sand | Silt loam | Silty clay |
| Sandy loam | Loam | Silty clay loam |
| | Sandy clay loam | Clay loam |
| | | Clay |

An overview of application rates for **Integrity** by crop use is provided in the **Integrity™ herbicide Application Rates** chart. Refer to the **Crop-specific Information** section for specific application directions and the restrictions and limitations by crop and use pattern.



Integrity™ herbicide Application Rates

| Crop and/or Use | Application Timing and Single Application Rate (fl ozs/A) | | Maximum Single or Maximum Cumulative Application Rate per Cropping Season** | |
|-----------------|--|---|---|--|
| | Burndown* (includes early preplant applications) | Burndown* + Residual (includes early preplant, preplant incorporated, and preemergence applications) | Integrity (fl ozs/A) | Integrity Active Ingredients (lb ai/A) |
| Corn | 5 to 10 | 10 to 25 | 25 | 0.11 (saflufenacil) 0.98 (dimethenamid-P) |
| Fallow | 5 to 10 | 10 to 25 | 25 | 0.11 (saflufenacil) 0.98 (dimethenamid-P) |
| Sorghum | 5 to 10 | 10 to 25 | 25 | 0.11 (saflufenacil) 0.98 (dimethenamid-P) |

* Best product performance in a contact burndown use pattern is obtained when **Integrity** is applied with a suitable adjuvant system to actively growing weeds (refer to **Additives** section for details).
 ** A cropping season is defined as the period following harvest of the preceding crop through harvest of the planned or current crop.
NOTE: Integrity must be applied before crop emergence (see **Crop-specific Information** section for application timing details).

Application Methods and Equipment

Integrity may be applied by either ground or air. Good spray coverage is important for optimum weed control and can be improved with proper adjuvant, nozzle, and spray volume selection.

Use and configure application equipment to provide an adequate spray volume, an accurate and uniform distribution of spray droplets over the treated area, and to avoid spray drift to nontarget areas. Adjust equipment to maintain continuous agitation during spraying with good mechanical or bypass agitation. Avoid overlaps that will increase rates above the use rates specified in this label.

Integrity may be applied using either water or sprayable fluid nitrogen fertilizer solutions as the spray carrier. Additionally, **Integrity** may be impregnated on and applied with dry bulk fertilizer.

Aerial Application Requirements

Water Volume. Use 3 or more gallons of water per acre.

The following measures must be followed to reduce the potential of spray drift to nontarget areas from aerial applications:

1. The distance of the outermost nozzles on the boom must not exceed 3/4 the length of the fixed wingspan or 90% of rotor blade diameter.
2. Use low-drift nozzles such as straight-stream nozzles (D-8 or larger). **DO NOT** use nozzles producing a mist droplet spray.
3. Nozzles must always point backward parallel with the airstream and never be pointed downward more than 45 degrees.
4. Without compromising aircraft safety, applications should be made at a height of 10 feet or less above the crop canopy or tallest plants.

5. **DO NOT** apply during periods of temperature inversions or stable atmospheric conditions.
6. Avoid potential adverse effects to nontarget areas by maintaining a (120)* foot buffer between the point of direct application and the **closest downwind edge** of sensitive terrestrial habitats (such as grasslands, forested areas, shelter belts, woodlots, hedgerows, riparian areas, shrub lands, and crop lands).

* The buffer zone size is determined by use rate. Refer to the following table for the minimum buffer zone distance required for the intended use rate. Utilize the appropriate buffer zone distance from the following table in the buffer zone statement above.

NOTE: This footnote and table will only appear on master label. It will be removed from the final print container label after the appropriate buffer zone distance is selected.

| Integrity Use Rate (fl ozs/A) | Saflufenacil Use Rate (lb ai/A) | Saflufenacil Use Rate (g ai/ha) | Buffer Zone Distance (feet) |
|----------------------------------|------------------------------------|------------------------------------|--------------------------------|
| 5 | 0.011 | 13 | 20 |
| 10 | 0.022 | 25 | 26 |
| 12 | 0.045 | 50 | 66 |
| 13 | 0.060 | 63 | 80 |
| 15 | 0.070 | 75 | 100 |
| 16 | 0.071 | 80 | 100 |
| 18 | 0.080 | 94 | 100 |
| 20 | 0.089 | 100 | 100 |
| 25 | 0.111 | 125 | 120 |

160029

Ground Application Requirements

Spray Carrier Volume. Use 3 or more gallons of water per acre or 20 or more gallons of sprayable fluid fertilizer per acre. Thorough coverage of existing vegetation is essential for burndown applications and higher spray volumes may be necessary for better performance.

The following measures must be followed to reduce the potential of spray drift to nontarget areas from ground applications:

1. Apply this product using nozzles which deliver **medium to coarse spray droplets** as defined by ASAE standard S-572 and as shown in nozzle manufacturer's catalogs. Flat-fan nozzles are recommended for burndown applications while flood-jet type nozzles are recommended for residual soil surface applications. Nozzles that deliver coarse spray droplets may be used to reduce spray drift provided spray volume per acre (GPA) is increased to maintain coverage of target (i.e. weeds or soil surface). **DO NOT** use nozzles that produce fine (e.g. cone) spray droplets.
2. Apply this product only when the potential for drift to adjacent nontarget areas is minimal (e.g. when the wind is **10 MPH or less and is blowing away** from sensitive areas). **DO NOT** apply during periods of temperature inversions or stable atmospheric conditions.
3. Avoid potential adverse effects to nontarget areas by maintaining a (60)^a foot buffer between the application area and the **closest downwind edge** of sensitive terrestrial habitats (such as grasslands, forested areas, shelter belts, woodlots, hedgerows, riparian areas, shrub lands, and crop lands).

^a The buffer zone size is determined by use rate. Refer to the following table for the minimum buffer zone distance required for the intended use rate. Utilize the appropriate buffer zone distance from the following table in the buffer zone statement above.

NOTE: This footnote and table will only appear on master label. It will be removed from the final print container label after the appropriate buffer zone distance is selected.

| Integrity™ herbicide Use Rate (fl ozs/A) | Saflufenacil Use Rate (lb ai/A) | Saflufenacil Use Rate (g ai/ha) | Buffer Zone Distance (feet) |
|--|---|---|---------------------------------------|
| 5 | 0.011 | 13 | 10 |
| 10 | 0.022 | 25 | 13 |
| 12 | 0.045 | 50 | 33 |
| 13 | 0.060 | 63 | 40 |
| 15 | 0.070 | 75 | 50 |
| 16 | 0.071 | 80 | 50 |
| 18 | 0.080 | 94 | 50 |
| 20 | 0.089 | 100 | 50 |
| 25 | 0.111 | 125 | 60 |

Ground Application (dry bulk fertilizer)

Integrity may be impregnated or coated onto dry bulk granular fertilizer carriers for residual soil surface applications. Impregnation or coating may be conducted by either in-plant bulk or on-board systems. Perform the mixing operation in well-ventilated areas.

Addition of a drying agent may be necessary if the fertilizer and herbicide blend is too wet for uniform application because of high humidity, high urea concentration, or low fertilizer use rate. Slowly add the drying agent to the blend until a flowable mixture is obtained. Drying agents are not recommended for use with on-board impregnation systems.

Under some conditions, fertilizer impregnated with **Integrity** may clog air tubes or deflector plates on pneumatic application systems. Mineral oil may be added to **Integrity** before blending with fertilizer to reduce plugging. **DO NOT** use drying agents when mineral oil is used. To avoid separation of **Integrity** and mineral oil mixes in cold temperatures, either keep mixture heated or agitated prior to blending with fertilizer. Mineral oil may be used at in-plant blending stations or on-board injection systems.

Generally fertilizer application rates of at least 200 lbs to 700 lbs per acre of herbicide and fertilizer blend will provide adequate distribution or coverage for **Integrity** across the soil surface. Application must be made uniformly to the soil to prevent possible crop injury and offer satisfactory weed control. Impregnated fertilizer spread at 1/2 rate and overlapped to obtain a full rate will offer a more uniform distribution. A shallow (< 2 inches) incorporation is desirable for improved weed control. Deeper incorporation will dilute the herbicide layer near the soil surface and may result in unsatisfactory weed control.

Use the following formula to determine the herbicide rate when using dry bulk fertilizer applications:

$$\frac{\text{fl ozs herbicide per acre}}{\text{pounds fertilizer per acre}} \times 2000 = \frac{\text{fl ozs herbicide}}{\text{per ton of fertilizer}}$$

Chemigation Applications via Sprinkler Irrigation Systems

Integrity may be applied as a chemigation treatment through sprinkler irrigation systems. Apply this product **ONLY** through a sprinkler irrigation system of the following type: center pivot, end tow, hand move, lateral move, side (wheel) roll or solid set. **DO NOT apply this product through any other type of sprinkler irrigation system.** Applications may be made alone or in tank mixtures with other herbicides on this label that are registered for use in specified sprinkler irrigation systems. Applications must be made within specific crop stage timings and product use rates given in the container directions for use label.

Uniform distribution of **Integrity**-treated irrigation water is the sole responsibility of the applicator and is required to avoid crop injury, lack of herbicide effectiveness or illegal pesticide residues in the crop. If you have questions about

calibration, contact State Extension Service specialists, equipment manufacturers, or other experts.

Proper calibration is the responsibility of the applicator. The system must be properly calibrated (with water only) to ensure that the amount of **Integrity™ herbicide** applied corresponds to the specified rate. Apply **Integrity** in volume minimums of 0.33 to 0.67 inches of water using the lower volume for coarser textured soils and the higher volume for finer textured soils. Applications made in high volumes of water (more than 1 inch) may result in reduced weed control.

Meter herbicide dilution into irrigation water through the entire time of water application for center pivot and lateral move systems. For solid-set and hand-move irrigation systems, apply **Integrity** through system at the beginning of the set; then follow with additional water to reach volume minimums as listed by soil type. To increase calibration accuracy of injection metering equipment, dilute **Integrity** in a minimum of 3 parts water to 1 part **Integrity**. Maintain agitation in injection nurse tanks to keep a uniform herbicide suspension during application.

Special precautions for chemigation:

1. **DO NOT** apply when wind speed favors drift beyond the area intended for treatment.
2. **DO NOT** connect an irrigation system used for pesticide application to a public water system unless the pesticide label-prescribed safety devices for public water systems are in place.
3. A person knowledgeable of the chemigation system and responsible for its operation, or under the supervision of the responsible person, shall shut the system down and make necessary adjustments should the need arise.
4. Tail water (runoff water) from chemigation that contains **Integrity** should be recirculated and/or contained in the field in a cistern or holding reservoir from the initial application and/or used only on adjacent, approved crops for which **Integrity** is registered for this type of application.
5. The pesticide injection pipeline must contain a functional, automatic, quick-closing check valve to prevent the flow of fluid back toward the injection pump. It must also contain a functional, normally closed, solenoid-operated valve located on the intake side of the injection pump and connected to the system interlock to prevent fluid from being withdrawn from the supply tank when the irrigation system is either automatically or manually shut down.
6. The sprinkler chemigation system must contain a functional check valve, vacuum-relief valve, and low-pressure drain appropriately located on the irrigation pipeline to prevent water-source contamination from backflow. In addition, systems must use a metering pump, such as a positive displacement injection pump (e.g. diaphragm pump) effectively designed and constructed of materials that are compatible with pesticides and capable of being fitted with a system interlock.
7. The sprinkler chemigation system must contain functional interlocking controls to automatically shut off the pesticide injection pump when the water pump motor

stops, or in cases where there is no water pump, when the water pressure decreases to the point where pesticide distribution is adversely affected.

8. The irrigation line or water pump must include a functional pressure switch that will stop the water pump motor when the water pressure decreases to the point where pesticide distribution is adversely affected.

Chemigation systems connected to public water systems:

1. Public water system means a system for the provision to the public of piped water for human consumption if such system has at least 15 service connections or regularly serves an average of at least 25 individuals daily at least 60 days out of the year.
2. Chemigation systems connected to public water systems must contain a functional, reduced-pressure zone backflow preventer (RPZ) or the functional equivalent in the water supply line upstream from the point of pesticide introduction. As an option to the RPZ, the water from the public water system should be discharged into a reservoir tank prior to pesticide introduction. There shall be a complete physical break (air gap) between the outlet end of the fill pipe and the top or overflow rim of the reservoir tank of at least twice the inside diameter of the fill pipe.
3. All chemigation systems connected to public water systems must also follow restrictions listed in the preceding section.

Cleaning Spray Equipment

Clean application equipment thoroughly by using a strong detergent or commercial sprayer cleaner according to the manufacturer's directions, followed by triple rinsing the equipment before and after applying this product.

Spray Drift Management

It is the responsibility of the applicator to avoid spray drift at the application site, especially onto nontarget areas. The interaction of many equipment-related and weather-related factors determines the potential for spray drift. The applicator and the grower are responsible for considering all these factors when making decisions.

The applicator should be familiar with and take into account the information covered in the following spray drift reduction advisory information.

Controlling Droplet Size. The most effective way to reduce drift potential is to apply the largest droplets that provide sufficient coverage and control.

Volume. Use high flow rate nozzles to apply the highest practical spray volume. Nozzles with higher rated flows produce larger droplets.

Pressure. DO NOT exceed the nozzle manufacturer's recommended pressures. For many nozzle types, lower pressure produces larger droplets. When higher flow rates are needed, use higher flow rate nozzles instead of increasing pressure.

180F29

Number of Nozzles. Use the minimum number of nozzles that provide uniform coverage.

Nozzle Type. Use a nozzle type that is designed for the intended application. With most nozzle types, narrower spray angles produce larger droplets.

Swath Adjustment. When applications are made with a crosswind, the swath will be displaced downwind. Therefore, on the upwind and downwind edges of the field, the applicator must compensate for this displacement by adjusting the path of the application equipment (e.g. aircraft, ground) upwind. Swath adjustment distance should increase with increasing drift potential (higher wind, smaller droplets, etc.).

Wind. Drift potential is lowest between wind speeds of 3 to 10 mph. However, many factors, including droplet size and equipment type, determine drift potential at any given speed. If applying at wind speeds less than 3 mph, the applicator must determine if:

1. Conditions of temperature inversion exist, or
2. Stable atmospheric conditions exist at or below nozzle height.

DO NOT make applications into areas of temperature inversions or stable atmospheric conditions.

NOTE: Local terrain can influence wind patterns. Every applicator should be familiar with local wind patterns and how they affect spray drift.

Wind Erosion. Avoid treating powdery, dry or light sandy soils when conditions are favorable for wind erosion. Under these conditions, the soil surface should first be settled by rainfall or irrigation.

Additives

For optimum burndown activity with **Integrity™ herbicide**, an adjuvant system must be used that includes the following:

| Adjuvant | Rate |
|---|--|
| Methylated seed oil (MSO) or Crop oil concentrate (COC) | 1 gal/100 gals (1% v/v) |
| PLUS | PLUS |
| Ammonium sulfate (AMS) or Urea ammonium nitrate (UAN) | 8.5 to 17 lbs/100 gals (1% to 2% w/v) or 1.25 to 2.5 gals/100 gals (1.25% to 2.5% v/v) |

The use of AMS fertilizer is highly recommended when mixing **Integrity** with glyphosate-based herbicides.

DO NOT use a nonionic surfactant (NIS) as a substitute for COC or MSO, or poor performance on broadleaf weeds will occur.

When an adjuvant is to be used with this product, BASF recommends the use of a Chemical Producers and Distributors Association (CPDA) certified adjuvant.

Tank Mixing Information

Integrity may be tank mixed with one or more registered herbicide products according to the specific tank mixing instructions in this label and respective product labels. Read and follow the applicable restrictions and limitations and directions for use on all product labels involved in tank mixing. Always follow the most restrictive label use directions. Refer to the **Crop-specific Information** for tank mixing details.

Compatibility Test for Mix Components

Before mixing components, always perform a compatibility jar test.

1. For 20 gallons per acre spray volume, use 3.3 cups (800 ml) of water. For other spray volumes, adjust rates accordingly. Only use water from the intended source at the source temperature.
2. Add components in the sequence indicated in the **Mixing Order** section using 2 teaspoons for each pound or 1 teaspoon for each pint of labeled use rate per acre.
3. Always cap the jar and invert 10 cycles between component additions.
4. When the components have all been added to the jar, let the solution stand for 15 minutes.
5. Evaluate the solution for uniformity and stability. The spray solution should not have free oil on the surface, or fine particles that precipitate to the bottom, or thick (clabbered) texture. If the spray solution is not compatible, repeat the compatibility test with the addition of a suitable compatibility agent. If the solution is then compatible, use the compatibility agent as directed on its label. If the solution is still incompatible, **DO NOT** mix the ingredients in the same tank.

Mixing Order

1. **Water** - Fill tank 1/2 to 3/4 full with clean water and start agitation.
2. **Agitation** - Maintain agitation throughout mixing.
3. **Inductor** - If an inductor is used, rinse it thoroughly after each component has been added.
4. **Products in PVA bags** - Place any product contained in water-soluble PVA bags into the mixing tank. Wait until all water-soluble PVA bags have fully dissolved and the product is evenly mixed in the spray tank before continuing.
5. **Water-soluble additives** (including dry and liquid fertilizers such as ammonium sulfate or urea ammonium nitrate)
6. **Water-dispersible products** (such as dry flowables, wettable powders, suspension concentrates, or suspensions)
7. **Water-soluble products**
8. **Emulsifiable concentrates** (including crop oil concentrate or methylated seed oil adjuvants)

9. Remaining quantity of water.

Maintain agitation throughout application until spraying is completed. If the spray mixture is allowed to settle for any period of time, thorough agitation is essential to resuspend the mixture before spraying is resumed. Continue agitation while spraying.

Use Precautions

- **Maximum seasonal use rate - DO NOT** apply more than a maximum cumulative amount of 25 fl ozs/A of **Integrity™ herbicide** per cropping season. A cropping season is defined as the period following harvest of the preceding crop through the harvest of the planned or current crop.
- If additional saflufenacil is applied, **DO NOT** exceed a maximum cumulative amount of 0.134 lb ai/A saflufenacil per cropping season.
- If additional dimethenamid-P is applied, **DO NOT** exceed a maximum cumulative amount of 0.98 lb ai/A dimethenamid-P per cropping season.
- **DO NOT** apply **Integrity** after crop emergence because severe crop injury will occur.
- **DO NOT** apply **Integrity** where an at-planting application of organophosphate or carbamate insecticide(s) is planned and/or has occurred because severe injury may result.
- **Rainfastness - Integrity** is rainfast 1 hour after application. Burndown activity may be reduced if rain or irrigation occurs within 1 hour of application.
- **DO NOT** contaminate irrigation ditches or water used for domestic purposes.
- **Integrity is not for sale, distribution, or use in Nassau and Suffolk counties in New York State.**

Crop Rotation and Emergency Replanting Intervals

- Fall-seeded cereal crops may be planted 4 months or more following treatment.
- There are no rotational crop restrictions the spring following the previous year's application of **Integrity**.
- Field corn, popcorn, sweet corn, and grain sorghum (according to application rates in **Crop-specific Information**) may be replanted immediately after crop failure (because of environmental factors, such as drought, frost, hail, etc.).
- Determine the rotational crop interval for tank mix products and follow the most restrictive interval of all products applied.

Crop-specific Information

This section provides directions for **Integrity** in specific crops. Read product information, mixing, application, weeds controlled, and adjuvant instructions in preceding sections of the label. Read and follow tank mix product labels for restrictions, precautions, instructions, and rotational crop restrictions.

Depending on specific crop application directions, **Integrity** may be applied for residual control of germinating weed seedlings before planting (preplant) or after planting but before crop emergence (preemergence) (refer to **Table 1** for list of weeds controlled) or burndown control of emerged broadleaf weeds (refer to **Table 2** for list of weeds controlled).

Field Corn (grain, seed, silage), Popcorn, and Sweet Corn

Integrity may be applied preplant surface, preplant incorporated, or preemergence to corn. Corn in this label refers to field corn (grown for grain, silage, or seed), popcorn, and sweet corn (not including sweet corn grown for seed). Before applying **Integrity** to seed corn, sweet corn, or popcorn, verify the selectivity of **Integrity** on your inbred line or hybrid with your local seed company (supplier) to help avoid potential injury to sensitive inbreds or hybrids.

Application Rate

Integrity can be applied as part of a one-pass or planned sequential (two-pass) weed control program. A one-pass weed control program should be used where no cultivation or postemergence herbicide application is anticipated. One-pass application rates for **Integrity** when applied alone, in tank mix, or sequentially are provided in **Table 4** for field corn and **Table 5** for popcorn and sweet corn.

Table 4. Residual Preemergence Rates of Integrity in Field Corn

| Rate by Soil Texture and Organic Matter Content (fl ozs/A) | | |
|---|-----------------------------|--------|
| Soil Texture ¹ | Organic Matter ² | |
| | ≤ 1.5% | > 1.5% |
| Coarse ² | 12 | 13 |
| Medium | 18 | 20 |
| Fine | 20 | 25 |

¹ Refer to **Table 3** for definitions of soil texture groups.

² Use on coarse soils with less than 1.5% organic matter may result in crop injury.

Table 5. Residual Preemergence Rates of Integrity™ herbicide in Popcorn and Sweet Corn

| Rate by Soil Texture and Organic Matter Content (fl ozs/A) | | |
|---|----------------|--------|
| Soil Texture ¹ | Organic Matter | |
| | ≤ 1.5% | > 1.5% |
| Coarse | DO NOT USE | 10 |
| Medium | 13 | 15 |
| Fine | 15 | 20 |

¹ Refer to **Table 3** for definitions of soil texture groups.

Integrity use rates applied as the residual component of a planned sequential (two-pass) program (see **Table 6**) will provide control or suppression of listed weeds (**Table 1**) through early-to-mid season. For full-season weed control, apply a labeled postemergence treatment such as **Status® herbicide** + glyphosate as the sequential component.

Table 6. Residual Preemergence Rates of Integrity in a Planned Sequential Program¹ in Field Corn

| Soil Texture ² | Rate by Soil Texture (fl ozs/A) |
|---------------------------|------------------------------------|
| Coarse | 10 |
| Medium | 13 |
| Fine | 16 |

¹ Application rates in **Table 6** will eliminate early season weed interference until cultivation or a labeled postemergence herbicide is applied. However, application rates in **Table 4** should be applied if **Integrity** is being used to control weeds resistant to another herbicide in the tank mix or sequential weed control program.

² Refer to **Table 3** for definitions of soil texture groups.

Application Timing

Fall Applications

For use only in Iowa, Minnesota, and Wisconsin.

Integrity may be applied in the fall to control weeds in conventional, minimum tillage, or no-till corn production systems planted the following spring. Apply from 13 to 16 fluid ounces of **Integrity** per acre to medium-textured and fine-textured soils with greater than 2.5% organic matter. Fall applications must be made after October 1.

Broadcast surface apply **Integrity** in the fall after crop harvest when soil temperatures at the 4-inch depth are sustained at less than 55° F and before the ground freezes. Tillage operations may be conducted before or after applying **Integrity**. If following an application, tillage should be no more than 2-inches to 3-inches deep to uniformly incorporate the herbicide into the upper soil surface. If a sequential application program (fall application followed by spring application of **Integrity**) is used, the maximum combined rate of **Integrity** that may be applied is 25 fluid ounces per acre per crop season.

Early Preplant Surface Application (15 to 30 days prior to planting)

Application rates in **Table 4** should be used when making early preplant surface applications, using the highest application rate for a given soil texture. Early preplant surface applications are not recommended on coarse soils, in areas where average annual rainfall (or rainfall + irrigation) typically exceeds 40 inches, or for popcorn or sweet corn. Cultivation or a labeled postemergence herbicide application may still be required under certain conditions for complete weed control.

Early preplant surface applications may be applied as part of a split application program where applications are made as part of the application timings described in this label. However, the cumulative total of sequential application rates must not exceed the maximum labeled rate for a given soil texture.

Preplant Surface and Preplant Incorporated Application (up to 14 days prior to planting)

Integrity can be applied at use rates specified in **Table 4**, **Table 5**, or **Table 6** to the soil surface or incorporated up to 14 days before planting on all soil types. For preplant incorporated applications, apply **Integrity** and incorporate into the upper soil surface (1 to 2 inches). Use a harrow, rolling cultivator, field cultivator, or other implement capable of providing uniform shallow incorporation. Avoid deeper incorporation or reduced weed control may result.

Preemergence Surface Application

Apply **Integrity** at use rates specified in **Table 4**, **Table 5**, or **Table 6** as a broadcast treatment to the soil surface after planting and before crop emergence. **Integrity** must be applied before crop emergence or injury will occur.

Burndown plus Residual Weed Control

In addition to residual weed control obtained at any of the application timings described above, **Integrity** will also provide burndown of emerged broadleaf weeds listed in **Table 2**. An adjuvant system (refer to **Additives** section for details) is required for optimum burndown activity. Burndown control of emerged grasses or additional broadleaf weeds not listed on the label will require a tank mix with another herbicide (such as glyphosate).

Residual preemergence application rates of **Integrity** can follow a fall or early preplant burndown application of **Sharpen™ herbicide** (at 1.0 to 2.0 fl ozs/A). However, **DO NOT** exceed the cropping seasonal maximum cumulative amount of saflufenacil per acre from all product sources. A minimum of 30 days is required between **Integrity** and **Sharpen** applications.

Crop-specific Restrictions and Limitations

- **DO NOT** apply **Integrity™ herbicide** after corn emergence or severe crop injury will occur.
- **DO NOT** apply **Integrity** where an at-planting application of an organophosphate or carbamate insecticide(s) is planned and/or has occurred because severe injury may result.

EXCEPTION: **Integrity** may be applied when **Aztec® 2.1% Granular Insecticide** or **AZTEC® 4.67 G granular insecticide** is applied at planting as a BAND, T-BAND, or IN-FURROW.

- **DO NOT** apply more than a maximum cumulative amount of 25 fl ozs/A of **Integrity** per cropping season.
- Corn, popcorn, or sweet corn forage and silage can be harvested, fed, or grazed 80 or more days after application.

Tank Mixtures

Integrity may be tank mixed or applied sequentially with one or more of, but not limited to, the following herbicide products:

- **Sharpen™ herbicide**
- **Status® herbicide**
- **Clarity® herbicide**
- atrazine
- glyphosate (e.g. **Roundup® herbicide**)

NOTE: Refer to the tank mix product labels to confirm that the respective tank mix products are registered for use on specific corn types; not all corn products are registered for use on seed corn, popcorn, and sweet corn.

Fallow

Integrity may be used as a burndown treatment to control broadleaf weeds at any time of the year during the fallow period following crop harvest and before the following crop is planted.

Application Rates and Timings

Apply **Integrity** as a broadcast burndown spray at 5.0 to 10.0 fl ozs/A plus recommended adjuvants (refer to **Additives** section for details). Best product performance is obtained when broadleaf weeds are small and actively growing (refer to **Table 2** for list of weeds controlled). Thorough coverage of existing weeds is essential and higher spray volumes may be needed for best performance.

Sequential applications may be made with a minimum of 14 days between applications; **DO NOT** exceed a maximum seasonal cumulative amount of 25 fl ozs/A of **Integrity** per cropping season.

For residual weed control, **Integrity** may be applied at 10 to 25 fl ozs/A.

Specific rotational crop intervals must be observed between an application of **Integrity** and planting of the

following crop (see **Crop Rotation and Emergency Replanting Intervals** section for crop rotation restrictions).

Tank Mixtures

Broad-spectrum burndown control of grasses and/or additional broadleaf weeds will require a tank mix with another herbicide. **Integrity** may be tank mixed or applied sequentially with one or more of, but not limited to, the following herbicide products:

- **Clarity**
- **Distinct® herbicide**
- glyphosate (e.g. **Roundup**)

Grain Sorghum

Integrity may be applied preplant surface, preplant incorporated, or preemergence to grain sorghum. All **Integrity** applications must only be made to sorghum seed that has been properly treated by the seed company with an approved chloroacetamide herbicide safener or severe injury may occur.

Under high soil moisture and/or cool conditions, **Integrity** application may cause temporary stunting or leaf wrapping of grain sorghum. Grain sorghum will normally outgrow these symptoms within 10 to 14 days.

Application Rate

The use of and the application rates for **Integrity** in grain sorghum are state dependent. Refer to the following state-specific directions for application rate.

State-specific (all except CO, KS, NE, SD) Application Use Rates

For grain sorghum grown in all states except Colorado, Kansas, Nebraska and South Dakota, see **Table 7** for application rates for **Integrity** when applied alone, in tank mix, or sequentially.

Table 7. Residual Preemergence Rates of Integrity in Grain Sorghum

| Rate by Soil Texture and Organic Matter Content (fl ozs/A) | | |
|---|----------------|--------|
| Soil Texture ¹ | Organic Matter | |
| | ≤ 1.5% | > 1.5% |
| Coarse | DO NOT USE | 10 |
| Medium | 13 | 15 |
| Fine | 15 | 20 |

¹ Refer to **Table 3** for definitions of soil texture groups.

State-specific (NE, SD)

Application Use Rates

For grain sorghum grown in Nebraska and South Dakota, see **Table 8** for application rates for **Integrity™** herbicide when applied alone, in tank mix, or sequentially.

Table 8. Integrity Use Rates in Grain Sorghum in NE and SD¹

| Rate by Soil Texture and Organic Matter Content (fl ozs/A) | | |
|---|----------------|--------|
| Soil Texture ² | Organic Matter | |
| | ≤ 1.5% | > 1.5% |
| Coarse | DO NOT USE | 10 |
| Medium | DO NOT USE | 13 |
| Fine | DO NOT USE | 16 |

¹ Application rates in **Table 8** will eliminate early season weed interference. Full-season weed control will require a labeled tank mix partner, sequential postemergence herbicide application, and/or cultivation.

² Refer to **Table 3** for definitions of soil texture groups.

State-specific (CO, KS)

Application Use Rates

For grain sorghum grown in Colorado and Kansas, apply **Integrity** at 10 fl ozs/A in a tank mixture with **Guardsman Max®** herbicide or **G-Max Lite™** herbicide at the use rates listed in **Table 9** and **Table 10**, respectively. **DO NOT** use **Integrity** on coarse soils.

Table 9. Use Rates for Guardsman Max when Tank Mixed with Integrity in Grain Sorghum in CO and KS¹

| Soil Texture ² | Guardsman Max Use Rate (pints/A) |
|---------------------------|-------------------------------------|
| Coarse | DO NOT USE |
| Medium | 2.0 |
| Fine | 2.75 |

¹ Application rates in **Table 9** will eliminate early season weed interference. Full-season weed control will require additional atrazine up to the maximum atrazine rate allowed for the soil texture and/or field.

² Refer to **Table 3** for definitions of soil texture groups.

Table 10. Use Rates for G-Max Lite when Tank Mixed with Integrity in Grain Sorghum in CO and KS¹

| Soil Texture ² | G-Max Lite Use Rate (pints/A) |
|---------------------------|----------------------------------|
| Coarse | DO NOT USE |
| Medium | 1.5 |
| Fine | 2.0 |

¹ Application rates in **Table 10** will eliminate early season weed interference. Full-season weed control will require additional atrazine up to the maximum atrazine rate allowed for the soil texture and/or field.

² Refer to **Table 3** for definitions of soil texture groups.

Application Timings

**Early Preplant Surface Application
(15 to 30 days prior to planting)**

Application rates in **Table 7** should be used when making early preplant surface applications, using the highest application rate for a given soil texture. Early preplant surface applications are not recommended on coarse soils, in areas where average annual rainfall (or rainfall + irrigation) typically exceeds 40 inches, or for popcorn or sweet corn. Cultivation or a labeled postemergence herbicide application may still be required under certain conditions for complete weed control.

Early preplant surface applications may be applied as part of a split application program where applications are made as part of the application timings described in this label. However, the cumulative total of sequential application rates must not exceed the maximum labeled rate for a given soil texture.

**Preplant Surface and
Preplant Incorporated Application
(up to 14 days prior to planting)**

Integrity can be applied at use rates specified in **Table 7** to the soil surface or incorporated up to 14 days before planting on all soil types. For preplant incorporated applications, apply **Integrity** and incorporate into the upper soil surface (1 to 2 inches). Use a harrow, rolling cultivator, field cultivator, or other implement capable of providing uniform shallow incorporation. Avoid deeper incorporation or reduced weed control may result.

Preemergence Surface Application

Apply **Integrity** at use rates specified in **Table 7** as a broadcast treatment to the soil surface after planting and before crop emergence. **Integrity** must be applied before crop emergence or injury will occur.

Burndown plus Residual Weed Control

In addition to residual weed control obtained at any of the application timings described above, **Integrity** will also provide burndown of emerged broadleaf weeds listed in **Table 2**. An adjuvant system (refer to **Additives** section for details) is required for optimum burndown activity. Burndown control of emerged grasses or additional broadleaf weeds not listed on the label will require a tank mix with another herbicide (such as glyphosate).

Residual preemergence application rates of **Integrity** can follow a fall or early preplant burndown application of **Sharpen™** herbicide (at 1.0 to 2.0 fl ozs/A). However, **DO NOT** exceed the cropping seasonal maximum cumulative amount of saflufenacil per acre from all product sources. A minimum of 30 and 60 days is required between **Integrity** applications and **Sharpen** applications of 1.0 and 2.0 fl ozs/A, respectively.

230x29

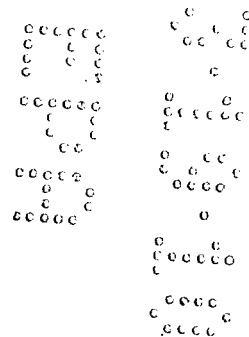
Crop-specific Restrictions and Limitations

- **DO NOT** apply **Integrity™ herbicide** after grain sorghum emergence or severe crop injury will occur.
- **DO NOT** apply **Integrity** where an at-planting application of an organophosphate or carbamate insecticide(s) is planned and/or has occurred or severe injury may result.
- **DO NOT** apply more than a maximum cumulative amount of 0.112 lb of saflufenacil per acre from all product sources per cropping season.
- **DO NOT** apply more than a maximum cumulative amount of 25 fl ozs/A of **Integrity** per cropping season.
- **Integrity** is not registered for use on sweet or forage sorghum.
- Sorghum forage and silage can be harvested, fed, or grazed 70 or more days after application.

Tank Mixtures

Integrity may be tank mixed or applied sequentially with one or more of, but not limited to, the following herbicide products:

- **Sharpen™ herbicide**
- **Clarity® herbicide** (preplant only)
- atrazine
- glyphosate (e.g. **Roundup® herbicide**)



240229

Conditions of Sale and Warranty

The **Directions For Use** of this product reflect the opinion of experts based on field use and tests. The directions are believed to be reliable and must be followed carefully. However, it is impossible to eliminate all risks inherently associated with the use of this product. Crop injury, ineffectiveness or other unintended consequences may result because of such factors as weather conditions, presence of other materials, or use of the product in a manner inconsistent with its labeling, all of which are beyond the control of BASF CORPORATION ("BASF") or the Seller. To the extent consistent with applicable law, all such risks shall be assumed by the Buyer.

BASF warrants that this product conforms to the chemical description on the label and is reasonably fit for the purposes referred to in the **Directions For Use**, subject to the inherent risks, referred to above.

TO THE EXTENT CONSISTENT WITH APPLICABLE LAW, BASF MAKES NO OTHER EXPRESS OR IMPLIED WARRANTY OF FITNESS OR MERCHANTABILITY OR ANY OTHER EXPRESS OR IMPLIED WARRANTY.

TO THE EXTENT CONSISTENT WITH APPLICABLE LAW, BUYER'S EXCLUSIVE REMEDY AND BASF'S EXCLUSIVE LIABILITY, WHETHER IN CONTRACT, TORT, NEGLIGENCE, STRICT LIABILITY, OR OTHERWISE, SHALL BE LIMITED TO REPAYMENT OF THE PURCHASE PRICE OF THE PRODUCT.

TO THE EXTENT CONSISTENT WITH APPLICABLE LAW, BASF AND THE SELLER DISCLAIM ANY LIABILITY FOR CONSEQUENTIAL, EXEMPLARY, SPECIAL OR INDIRECT DAMAGES RESULTING FROM THE USE OR HANDLING OF THIS PRODUCT.

BASF and the Seller offer this product, and the Buyer and User accept it, subject to the foregoing **Conditions of Sale and Warranty** which may be varied only by agreement in writing signed by a duly authorized representative of BASF.

1108

G-Max Lite, Sharpen, and the X symbol are trademarks of BASF.

Clarity, Distinct, Guardsman Max, Kixor, and Status are registered trademarks of BASF.

Aztec is a registered trademark of Bayer.

Roundup is a registered trademark of Monsanto Technology LLC.

Integrity is a registered trademark of Fusion 360.

© 2010 BASF Corporation
All rights reserved.

007969-00279.20091215c. **NVA 2009-04-320-0239**
Supersedes: NVA 2008-04-320-0368
Supplemental: NVA 2009-04-320-0210

BASF Corporation
26 Davis Drive
Research Triangle Park, NC 27709



250029

| | | | |
|-------|----|----|-----------|
| Group | 14 | 15 | Herbicide |
|-------|----|----|-----------|

Supplemental Label



For use in grain sorghum in Colorado, Kansas, Nebraska, and South Dakota

This supplemental label expires December 31, 2010.

NOTIFICATION

MAY 14 2010

Active Ingredients*:

| | |
|--|---------|
| saflufenacil: N'-[2-chloro-4-fluoro-5-(3-methyl-2,6-dioxo-4-(trifluoromethyl)-3,6-dihydro-1(2H)-pyrimidinyl)benzoyl]-N-isopropyl-N-methylsulfamide..... | 6.24% |
| dimethenamid-P: (S)-(2-chloro-N-[(1-methyl-2-methoxy)ethyl]-N-(2,4-dimethyl-thien-3-yl)-acetamide)..... | 55.04% |
| Other Ingredients**: | 38.72% |
| Total: | 100.00% |

* Contains 0.57 pound of saflufenacil and 5.0 pounds of dimethenamid-P per gallon, formulated as an emulsifiable concentrate.
 **Contains petroleum distillates.

EPA Reg. No. 7969-279

Directions For Use

Refer to the Integrity™ herbicide main label, EPA Reg. No. 7969-279, for complete Directions For Use and all applicable restrictions and precautions. When following the instructions on this supplemental label, the user must have this label and the entire Integrity container label in possession at the time of pesticide application.

It is a violation of federal law to use this product in a manner inconsistent with its labeling.

Grain Sorghum

Integrity may be applied preplant surface, preplant incorporated, or preemergence to grain sorghum. All Integrity applications must only be made to sorghum seed that has been properly treated by the seed company with an approved chloroacetamide herbicide safener or severe injury may occur.

Under high soil moisture and/or cool conditions, Integrity application may cause temporary stunting or leaf wrapping of grain sorghum. Grain sorghum will normally outgrow these symptoms within 10 to 14 days.

State-specific (NE, SD) Application Use Rates

For grain sorghum grown in Nebraska and South Dakota, see the table following for application rates for Integrity when applied alone, in tank mix, or sequentially.

Integrity Use Rates in Grain Sorghum in NE and SD¹

| Rate by Soil Texture and Organic Matter Content (fl ozs/A) | | |
|--|----------------|-------|
| Soil Texture ² | Organic Matter | |
| | ≤1.5% | >1.5% |
| Coarse | DO NOT USE | 10 |
| Medium | DO NOT USE | 13 |
| Fine | DO NOT USE | 16 |

¹ Application rates in table will eliminate early season weed interference. Full season weed control will require a labeled tank mix partner, sequential postemergence herbicide application, and/or cultivation.

² Refer to Table 3 on the main Integrity container label for definitions of soil texture groups.

State-specific (CO, KS) Application Use Rates

For grain sorghum grown in Colorado and Kansas, apply Integrity™ herbicide at 10 fl ozs/A in a tank mixture with Guardsman Max® herbicide or G-Max Lite™ herbicide at the use rates listed in the tables following.

DO NOT use Integrity on coarse soils.

Use Rates for Guardsman Max when Tank Mixed with Integrity in Grain Sorghum in CO and KS¹

| Soil Texture ² | Guardsman Max Use Rate (pints/A) |
|---------------------------|----------------------------------|
| Coarse | DO NOT USE |
| Medium | 2.0 |
| Fine | 2.75 |

¹ Application rates in table will eliminate early season weed interference. Full season weed control will require additional atrazine up to the maximum atrazine rate allowed for the soil texture and/or field.

² Refer to Table 3 on the main Integrity container label for definitions of soil texture groups.

Use Rates for G-Max Lite when Tank Mixed with Integrity in Grain Sorghum in CO and KS¹

| Soil Texture ² | G-Max Lite Use Rate (pints/A) |
|---------------------------|-------------------------------|
| Coarse | DO NOT USE |
| Medium | 1.5 |
| Fine | 2.0 |

¹ Application rates in table will eliminate early season weed interference. Full season weed control will require additional atrazine up to the maximum atrazine rate allowed for the soil texture and/or field.

² Refer to Table 3 on the main Integrity container label for definitions of soil texture groups.

Application Timings

Preplant Surface and Preplant Incorporated Applications (up to 14 days prior to planting)

Integrity can be applied to the soil surface or incorporated up to 14 days before planting. For preplant incorporated applications, apply Integrity and incorporate into the upper soil surface (1 to 2 inches). Use a harrow, rolling cultivator, field cultivator, or other implement capable of providing uniform shallow incorporation. Avoid deeper incorporation or reduced weed control may result.

Preemergence Surface Application

Apply Integrity as a broadcast treatment to the soil surface after planting and before crop emergence. Integrity must be applied before crop emergence or severe injury will occur.

Burndown Plus Residual Weed Control

In addition to residual weed control obtained at any of the application timings described above, Integrity will also provide burndown of emerged broadleaf weeds (refer to Table 2 on the main Integrity container label for a complete list of weeds controlled). An adjuvant system (refer to Additives section on the main Integrity container label for details) is required for optimum burndown activity. Burndown control of emerged grasses or additional broadleaf weeds not listed on the label will require a tank mix with another herbicide (such as glyphosate).

Residual preemergence application rates of Integrity can follow a fall or early preplant burndown application of Sharpen™ herbicide (at 1.0 to 2.0 fl ozs/A). However, **DO NOT** exceed the cropping seasonal maximum cumulative amount of saflufenacil per acre from all product sources. A minimum of 30 and 60 days is required between Integrity applications and Sharpen applications of 1.0 and 2.0 fl ozs/A, respectively.

Crop-specific Restrictions and Limitations

- **DO NOT** apply Integrity after grain sorghum emergence or severe crop injury will occur.
- **DO NOT** apply Integrity where an at-planting application of an organophosphate or carbamate insecticide(s) is planned and/or has occurred or severe injury may result.
- **DO NOT** apply more than a maximum cumulative amount of 0.112 lb of saflufenacil per acre from all product sources per cropping season.
- Integrity is not registered for use on sweet or forage sorghum.
- Sorghum forage and silage can be harvested, fed, or grazed 70 or more days after application.

Tank Mixtures

Integrity may be tank mixed or applied sequentially with one or more of, but not limited to, the following herbicide products:

- Sharpen
- Clarity® herbicide (preplant only)
- atrazine
- glyphosate (e.g. Roundup® herbicide)

270229

Conditions of Sale and Warranty

The **Directions For Use** of this product reflect the opinion of experts based on field use and tests. The directions are believed to be reliable and must be followed carefully. However, it is impossible to eliminate all risks inherently associated with the use of this product. Crop injury, ineffectiveness or other unintended consequences may result because of such factors as weather conditions, presence of other materials, or use of the product in a manner inconsistent with its labeling, all of which are beyond the control of BASF CORPORATION ("BASF") or the Seller. To the extent consistent with applicable law, all such risks shall be assumed by the Buyer.

BASF warrants that this product conforms to the chemical description on the label and is reasonably fit for the purposes referred to in the **Directions For Use**, subject to the inherent risks, referred to above.

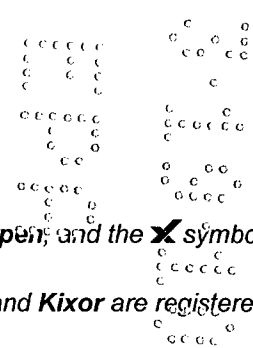
TO THE EXTENT CONSISTENT WITH APPLICABLE LAW, BASF MAKES NO OTHER EXPRESS OR IMPLIED WARRANTY OF FITNESS OR MERCHANTABILITY OR ANY OTHER EXPRESS OR IMPLIED WARRANTY.

TO THE EXTENT CONSISTENT WITH APPLICABLE LAW, BUYER'S EXCLUSIVE REMEDY AND BASF'S EXCLUSIVE LIABILITY, WHETHER IN CONTRACT, TORT, NEGLIGENCE, STRICT LIABILITY, OR OTHERWISE, SHALL BE LIMITED TO REPAYMENT OF THE PURCHASE PRICE OF THE PRODUCT.

TO THE EXTENT CONSISTENT WITH APPLICABLE LAW, BASF AND THE SELLER DISCLAIM ANY LIABILITY FOR CONSEQUENTIAL, EXEMPLARY, SPECIAL OR INDIRECT DAMAGES RESULTING FROM THE USE OR HANDLING OF THIS PRODUCT.

BASF and the Seller offer this product, and the Buyer and User accept it, subject to the foregoing **Conditions of Sale and Warranty** which may be varied only by agreement in writing signed by a duly authorized representative of BASF.

1108



G-Max Lite, Integrity, Sharpen, and the X symbol are trademarks of BASF.

Clarity, Guardsman Max, and Kixor are registered trademarks of BASF.

Roundup is a registered trademark of Monsanto Technology LLC.

©2010 BASF Corporation
All rights reserved.

007969-00279.20100315.NVA 2010-04-320-0045
Based on: NVA 2009-04-320-0239

BASF Corporation
26 Davis Drive
Research Triangle Park, NC 27709



280f29

| | | | |
|-------|----|----|-----------|
| Group | 14 | 15 | Herbicide |
|-------|----|----|-----------|

Supplemental Label



For use in field corn and popcorn with Aztec® Insecticide

This supplemental label expires December 31, 2010.

NOTIFICATION

MAY 14 2010

Active Ingredients*:

| | |
|---|---------|
| saflufenacil: N'-[2-chloro-4-fluoro-5-(3-methyl-2,6-dioxo-4-(trifluoromethyl)-3,6-dihydro-1(2H)-pyrimidinyl)benzoyl]-N-isopropyl-N-methylsulfamide | 6.24% |
| dimethenamid-P: (S)-(2-chloro-N-[(1-methyl-2-methoxy)ethyl]-N-(2,4-dimethyl-thien-3-yl)-acetamide) | 55.04% |
| Other Ingredients**: | 38.72% |
| Total: | 100.00% |

* Contains 0.57 pound of saflufenacil and 5.0 pounds of dimethenamid-P per gallon, formulated as an emulsifiable concentrate.

**Contains petroleum distillates.

EPA Reg. No. 7969-279

Directions For Use

Refer to the Integrity™ herbicide main label, EPA Reg. No. 7969-279, for complete Directions For Use and all applicable restrictions and precautions. When following the instructions on this supplemental label, the user must have this label and the entire Integrity container label in possession at the time of pesticide application.

It is a violation of federal law to use this product in a manner inconsistent with its labeling.

Field Corn (grain, silage) and Popcorn

Integrity may be applied preplant surface, preplant incorporated, or preemergence to field corn (grown for grain and silage) and popcorn. Before applying Integrity to popcorn, verify the selectivity of Integrity on your hybrid with your local seed company (supplier) to help avoid potential injury to sensitive hybrids.

DO NOT apply Integrity where an at-planting application of an organophosphate or carbamate insecticide(s) is planned and/or has occurred because severe injury may result.

EXCEPTION: Integrity may be applied when Aztec® 2.1% Granular Insecticide or AZTEC® 4.67 G granular insecticide is applied at planting as a BAND, T-BAND, or IN-FURROW.

Conditions of Sale and Warranty

The **Directions For Use** of this product reflect the opinion of experts based on field use and tests. The directions are believed to be reliable and must be followed carefully. However, it is impossible to eliminate all risks inherently associated with the use of this product. Crop injury, ineffectiveness or other unintended consequences may result because of such factors as weather conditions, presence of other materials, or use of the product in a manner inconsistent with its labeling, all of which are beyond the control of BASF CORPORATION ("BASF") or the Seller. To the extent consistent with applicable law, all such risks shall be assumed by the Buyer.

BASF warrants that this product conforms to the chemical description on the label and is reasonably fit for the purposes referred to in the **Directions For Use**, subject to the inherent risks, referred to above.

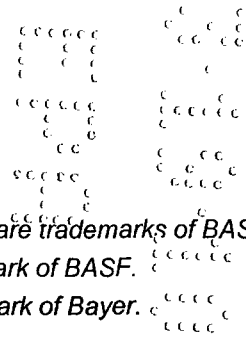
TO THE EXTENT CONSISTENT WITH APPLICABLE LAW, BASF MAKES NO OTHER EXPRESS OR IMPLIED WARRANTY OF FITNESS OR MERCHANTABILITY OR ANY OTHER EXPRESS OR IMPLIED WARRANTY.

TO THE EXTENT CONSISTENT WITH APPLICABLE LAW, BUYER'S EXCLUSIVE REMEDY AND BASF'S EXCLUSIVE LIABILITY, WHETHER IN CONTRACT, TORT, NEGLIGENCE, STRICT LIABILITY, OR OTHERWISE, SHALL BE LIMITED TO REPAYMENT OF THE PURCHASE PRICE OF THE PRODUCT.

TO THE EXTENT CONSISTENT WITH APPLICABLE LAW, BASF AND THE SELLER DISCLAIM ANY LIABILITY FOR CONSEQUENTIAL, EXEMPLARY, SPECIAL OR INDIRECT DAMAGES RESULTING FROM THE USE OR HANDLING OF THIS PRODUCT.

BASF and the Seller offer this product, and the Buyer and User accept it, subject to the foregoing **Conditions of Sale and Warranty** which may be varied only by agreement in writing signed by a duly authorized representative of BASF.

1108



*Integrity and the X symbol are trademarks of BASF.
Kixor is a registered trademark of BASF.
Aztec is a registered trademark of Bayer.*

©2010 BASF Corporation
All rights reserved.

007969-00279.20100315.NVA 2010-04-320-0044
Based on: NVA 2009-04-320-0239

BASF Corporation
26 Davis Drive
Research Triangle Park, NC 27709

