

7969-255

06/11/2013

1/15



UNITED STATES ENVIRONMENTAL PROTECTION AGENCY
WASHINGTON, DC 20460

OFFICE OF
CHEMICAL SAFETY AND
POLLUTION PREVENTION

Christine M. Keating
Product Registration Manager, Regulatory Affairs
BASF Corporation
P.O. Box 13528
26 Davis Drive
Research Triangle Park, NC 27709

JUN 11 2013

Subject: Product Name: Honor Fungicide
EPA Reg. No. 7969-255
Submission date: 5/28/2013
Storage and Disposal Statement Notification Change per PRN 2007-4
OPP Decision Number: 479497

Dear Ms. Keating:

The Agency is in receipt of your Application for Pesticide Notification under Pesticide Registration Notice (PRN) 2007-4. The Registration Division (RD) has conducted a review of this request for its applicability under PRN 2007-4 and finds that the label changes requested fall within the scope of PRN 2007-4.

The label submitted with the application has been stamped "Notification" and will be placed in our records.

If you have any questions concerning this letter, please contact Kaitlin Keller at 703-308-8172 or keller.kaitlin@epa.gov.

Sincerely,

A handwritten signature in black ink, appearing to read "Tony Kish".

Tony Kish
Product Manager 22
Fungicides Branch
Registration Division (7504P)

2/15

Please read instructions on reverse before completing form.

Form Approved. OMB No. 2070-0080. Approval expires 2-28-95



United States
Environmental Protection Agency
Washington, DC 20460

Registration
 Amendment
 Other

OPP Identifier Number

Application for Pesticide - Section I

1. Company/Product Number BASF Corporation (7969). EPA Reg. No. 7969-255	2. EPA Product Manager TONY KISH	3. Proposed Classification <input checked="" type="checkbox"/> None <input type="checkbox"/> Restricted
4. Company/Product (Name) Honor® fungicide and Honor Intrinsic fungicide (BAS 516 08F)	PM# 22	
5. Name and Address of Applicant (Include ZIP Code) BASF Corporation P.O. Box 13528 26 Davis Drive Research Triangle Park, NC 27709 <input type="checkbox"/> Check if this is a new address	6. Expedited Review. In accordance with FIFRA Section 3(c)(3) (b)(i), my product is similar or identical in composition and labeling to: EPA Reg. No. _____ Product Name _____	

Section - II

<input type="checkbox"/> Amendment - Explain below.	<input checked="" type="checkbox"/> Final printed labels in response to Agency letter dated _____
<input type="checkbox"/> Resubmission in response to Agency letter dated _____	<input type="checkbox"/> "Me Too" Application.
<input checked="" type="checkbox"/> Notification - Explain below.	<input type="checkbox"/> Other - Explain below.

Explanation: Use additional page(s) if necessary. (For section I and Section II.)

Notification of change to add Container Handling instructions for fiber drum with liner and triple rinse instructions for containers >50 pounds to the Honor label. This notification is consistent with the provisions of PR Notice 2007-4 and no other changes have been made to the labeling for this product.

This is not a PRIA action, therefore no PRIA code or fee are proposed.
E-Mail: christine.keating@basf.com Phone: 919-547-2697

Section - III

1. Material This Product Will Be Packaged In:				2. Type of Container	
Child-Resistant Packaging <input type="checkbox"/> Yes <input checked="" type="checkbox"/> No	Unit Packaging <input type="checkbox"/> Yes <input checked="" type="checkbox"/> No	Water Soluble Packaging <input type="checkbox"/> Yes <input checked="" type="checkbox"/> No	<input type="checkbox"/> Metal <input type="checkbox"/> Plastic <input type="checkbox"/> Glass <input type="checkbox"/> Paper <input checked="" type="checkbox"/> Other (Specify) fiber drum w/liner		
* Certification must be submitted		If "Yes" Unit Packaging wgt.	No. per container	If "Yes" Package wgt	No. per container
3. Location of Net Contents Information <input checked="" type="checkbox"/> Label <input type="checkbox"/> Container		4. Size(s) Retail Container 3, 9, and 36 pounds (lbs)		5. Location of Label Directions <input checked="" type="checkbox"/> on label	
6. Manner in Which Label is Affixed to Product <input checked="" type="checkbox"/> Lithograph Paper glued Stenciled			<input checked="" type="checkbox"/> Other sleeve		

Section - IV

1. Contact Point (Complete items directly below for identification of individual to be contacted, if necessary, to process this application.)		
Name Christine M. Keating	Title Product Registration Manager	Telephone No. (Include Area Code) (919) 547-2697
Certification I certify that the statements I have made on this form and all attachments thereto are true, accurate and complete. I acknowledge that any knowingly false or misleading statement may be punishable by fine or imprisonment or both under applicable law.		6. Date Application Received (Stamped)
2. Signature 	3. Title Product Registration Manager, Regulatory Affairs	
4. Typed Name Christine M. Keating	5. Date May 28, 2013	



The Chemical Company

Intrinsic™ brand fungicide (007969-00255.20130522.NVA 2013-04-091-0113). One copy each of the revised **Honor™ fungicide** and **Honor® Intrinsic™ brand fungicide** labels with the changes highlighted are included in this submission.

The following documents are enclosed in support of the Notification.

1. EPA Form 8570-1 "Application for Pesticide" for **Honor® fungicide (7969-255)**
2. A copy of the proposed **Honor® fungicide** master label with the changes annotated (007969-00255.20130522.NVA 2013-04-091-0112)
3. A copy of the proposed **Honor® Intrinsic brand fungicide** label with the changes annotated (007969-00255.20130522.NVA 2013-04-091-0113)
4. Clean copy of the proposed **Honor® fungicide** master label
5. Clean copy of the proposed **Honor® Intrinsic brand fungicide** label
6. A copy of EPA Approval Letter for the most recent **Honor® fungicide** label notification, dated June 27, 2012.
7. CD containing electronic copies of the submitted **Honor™ fungicide** and **Honor® Intrinsic™ brand fungicide** labels with signed Certification with Respect to Label Integrity form.

This action does not require the submission of registration service fees under the Pesticide Registration Improvement Act (PRIA) because Notifications under PR Notice 2007-4 are not subject to PRIA. This information has been included in Section II of the EPA Form 8570-1 "Application for Pesticide".

Thank you for your attention to this matter. If you have any questions or need further information, please contact me directly at (919) 547-2697, or by e-mail at christine.keating@basf.com.


Sincerely,


Christine M. Keating
Product Registration Manager
Regulatory Affairs
BASF Corporation

Enclosures

Honor® is a Registered Trademark of BASF

Group **7** | **11** Fungicide



Honor[®]

Intrinsic™ brand fungicide

For use in disease control and plant health on golf course turfgrass

Active Ingredients:

pyraclostrobin , (carbamic acid, [2-[[[1-(4-chlorophenyl)-1H-pyrazol-3-yl]oxy]methyl]phenyl]methoxy-, methyl ester)	16.8%
boscalid , 3-pyridinecarboxamide,2-chloro-N-(4'-chloro(1,1'-biphenyl)-2-yl)-.....	11.2%
Other Ingredients:	<u>72.0%</u>
Total:	100.0%

0.168 oz (0.0105 lb) of pyraclostrobin in 1 oz of **Honor[®] Intrinsic™ brand fungicide**
0.112 oz (0.007 lb) of boscalid in 1 oz of **Honor[®] Intrinsic™ brand fungicide**

EPA Reg. No. 7969-255

EPA Est. No.

KEEP OUT OF REACH OF CHILDREN CAUTION/PRECAUCION

Si usted no entiende la etiqueta, busque a alguien para que se la explique a usted en detalle. (If you do not understand the label, find someone to explain it to you in detail.)

See inside for complete **First Aid, Precautionary Statements, Directions For Use, Conditions of Sale and Warranty**, and state-specific crop and/or use site restrictions.

In case of an emergency endangering life or property involving this product, call day or night 1-800-832-HELP (4357).

NOTIFICATION

JUN 11 2013

Net Contents:

BASF Corporation
26 Davis Drive
Research Triangle Park, NC 27709



FIRST AID	
If on skin or clothing	<ul style="list-style-type: none"> • Take off contaminated clothing. • Rinse skin immediately with plenty of water for 15 to 20 minutes. • Call a poison control center or doctor for treatment advice.
If swallowed	<ul style="list-style-type: none"> • Call a poison control center or doctor immediately for treatment advice. • Have person sip a glass of water if able to swallow. • DO NOT induce vomiting unless told to do so by a poison control center or doctor. • DO NOT give anything by mouth to an unconscious person.
If in eyes	<ul style="list-style-type: none"> • Hold eyes open and rinse slowly and gently with water for 15 to 20 minutes. • Remove contact lenses, if present, after first 5 minutes; then continue rinsing eyes. • Call a poison control center or doctor for treatment advice.
If inhaled	<ul style="list-style-type: none"> • Move person to fresh air. • If person is not breathing, call 911 or an ambulance; then give artificial respiration, preferably by mouth to mouth, if possible. • Call a poison control center or doctor for further treatment advice.
HOTLINE NUMBER	
<p>Have the product container or label with you when calling a poison control center or doctor or going for treatment. You may also contact BASF Corporation for emergency medical treatment information: 1-800-832-HELP (4357).</p>	

Precautionary Statements

Hazards to Humans and Domestic Animals

CAUTION. Harmful if swallowed or absorbed through skin. Causes moderate eye irritation. Avoid contact with skin, eyes or clothing.

Personal Protective Equipment (PPE)

Some materials that are chemically resistant to this product are listed below. For more options, refer to **Category A** on an EPA chemical-resistance category selection chart.

Prolonged or frequently repeated skin contact may cause allergic reaction in some individuals.

Applicators and other handlers must wear:

- Long-sleeved shirt and long pants
- Chemical-resistant gloves made of any waterproof material (such as nitrile, butyl, neoprene, and/or barrier laminate)
- Shoes plus socks

Follow the manufacturer's instructions for cleaning and maintaining PPE. If no such instructions for washables exist, use detergent and hot water. Keep and wash PPE separately from other laundry.

Engineering Controls Statement

When handlers use closed systems or enclosed cabs in a manner that meets the requirements listed in the Worker Protection Standard (WPS) for agricultural pesticides [40 CFR 170.240(d)(4-6)], the handler PPE requirements may be reduced or modified as specified in the WPS.

USER SAFETY RECOMMENDATIONS

- Users should:**
- Wash hands before eating, drinking, chewing gum, using tobacco, or using the toilet.
 - Remove clothing/PPE immediately if pesticide gets inside. Then wash thoroughly and put on clean clothing.
 - Remove PPE immediately after handling this product. Wash the outside of gloves before removing. As soon as possible, wash thoroughly and change into clean clothing.

Environmental Hazards

This product may contaminate water through drift of spray in wind. This product has a potential for runoff for several months or more after application. Poorly draining soils and soils with shallow water tables are more prone to produce runoff that contains this product. A level, well-maintained vegetative buffer strip between areas to which this product is applied and surface water features such as ponds, streams and springs will reduce the potential for contamination of water from rainfall runoff. Runoff of this product will be reduced by avoiding applications when rainfall is forecast to occur within 48 hours. Sound erosion control practices will reduce this product's contribution to surface water contamination.

This pesticide is toxic to fish and aquatic invertebrates. Drift and runoff may be hazardous to aquatic organisms in water adjacent to treated areas. **DO NOT** apply directly to water, areas where surface water is present, or intertidal areas below the mean high water mark. **DO NOT** contaminate water when disposing of equipment washwaters or rinsate.

Endangered Species Concerns

The use of any pesticide in a manner that may kill or otherwise harm an endangered species or adversely modify their habitat is violation of federal law.

This pesticide is toxic to fish and aquatic invertebrates and should be used strictly in accordance with drift precautions on this label in order to minimize off-site exposures. **DO NOT** apply when weather conditions favor drift from treated areas to nontarget aquatic habitats. Notify state and/or federal authorities and BASF immediately if you observe any adverse environmental effects due to use of this product.

Endangered Species Bulletins may be accessed from EPA's website at <http://www.epa.gov/espp> or at <http://epa.gov/espp/bulletins.htm>. For those without internet access, check availability and applicability of Bulletins by calling EPA at 1-800-447-3813.

Directions For Use

It is a violation of federal law to use this product in a manner inconsistent with its labeling. **DO NOT** apply this product in a way that will contact workers or other persons, either directly or through drift. Only protected handlers may be in the area during application. For any requirements specific to your state or tribe, consult the agency responsible for pesticide regulation. This label must be in the user's possession during application.

FAILURE TO FOLLOW THE USE DIRECTIONS AND PRECAUTIONS ON THIS LABEL MAY RESULT IN PLANT INJURY OR POOR DISEASE CONTROL.

This product is intended for golf course use only. Not for use on residential turfgrass, turfgrass being grown for sale or other commercial use such as sod production, seed production or for research purposes.

NONAGRICULTURAL USE REQUIREMENTS

The requirements in this box apply to uses of this product that are NOT within the scope of the Worker Protection Standard for agricultural pesticides (40 CFR Part 170). The WPS applies when this product is used to produce agricultural plants on farms, nurseries, or greenhouses.

DO NOT enter or allow others to enter treated areas until sprays have dried.

STORAGE AND DISPOSAL

DO NOT contaminate water, food, or feed by storage or disposal.

Pesticide Storage

Store in original containers only. Keep container closed when not in use. **DO NOT** store near food or feed.

Pesticide Disposal

Wastes resulting from using this product may be disposed of on-site or at an approved waste disposal facility. If these wastes cannot be disposed of according to label instructions, contact your State Pesticide or Environmental Control Agency, or the Hazardous Waste representatives at the nearest EPA Regional Office for guidance.

STORAGE AND DISPOSAL (continued)

Container Handling

(for fiber drum with liner)

Nonrefillable Container. DO NOT reuse or refill this container. Completely empty liner by shaking and tapping sides and bottom to loosen clinging particles. Empty residue into application equipment then offer for recycling if available, or dispose of in a sanitary landfill, or by incineration. If drum is contaminated and cannot be reused, dispose of it in the manner required for its liner.

(for paper or plastic bags)

Nonrefillable Container. DO NOT reuse or refill this container. Completely empty container into application equipment by shaking and tapping sides and bottom to loosen clinging particles. When completely empty, offer for recycling if available, or dispose of empty bag in a sanitary landfill, or incineration, or by other procedures approved by state and local authorities.

Nonrefillable Container. DO NOT reuse or refill this container. Triple rinse or pressure rinse container (or equivalent) promptly after emptying; then offer for recycling, if available, or reconditioning, if appropriate, or puncture and dispose of in a sanitary landfill, or by incineration, or by other procedures approved by state and local authorities.

Triple rinse containers small enough to shake

(capacity ≤ 50 pounds) as follows: Empty the remaining contents into application equipment or a mix tank. Fill the container 1/4 full with water and recap. Shake for 10 seconds. Pour rinsate into application equipment or a mix tank, or store rinsate for later use or disposal. Drain for 10 seconds after the flow begins to drip. Repeat this procedure two more times.

Triple rinse containers too large to shake

(capacity > 50 pounds) as follows: Empty the remaining contents into application equipment or a mix tank. Fill the container 1/4 full with water. Replace and tighten closures. Tip container on its side and roll it back and forth, ensuring at least one complete revolution, for 30 seconds. Stand the container on its end and tip it back and forth several times. Turn the container over onto its other end and tip it back and forth several times. Empty the rinsate into application equipment or a mix tank, or store rinsate for later use or disposal. Repeat this procedure two more times.

Pressure rinse as follows: Empty the remaining contents into application equipment or mix tank. Hold container upside down over application equipment or mix tank, or collect rinsate for later use or disposal. Insert pressure rinsing nozzle in the side of the container and rinse at about 40 PSI for at least 30 seconds. Drain for 10 seconds after the flow begins to drip.

In Case of Emergency

In case of large-scale spillage regarding this product, call:

- CHEMTREC 1-800-424-9300
- BASF Corporation 1-800-832-HELP (4357)

In case of medical emergency regarding this product, call:

- Your local doctor for immediate treatment
- Your local poison control center (hospital)
- BASF Corporation 1-800-832-HELP (4357)

Steps to be taken in case material is released or spilled:

- In case of spill on floor or paved surfaces, mop and remove to chemical waste storage area until proper disposal can be made if product cannot be used according to label.
- Dike and contain the spill with inert material (sand, earth, etc.) and transfer liquid and solid diking material to separate containers for disposal.
- Remove contaminated clothing and wash affected skin areas with soap and water.
- Wash clothing before reuse.
- Keep the spill out of all sewers and open bodies of water.

Product Information

Honor® Intrinsic™ brand fungicide (also referred to as **Honor** on this label) is a broad-spectrum fungicide for the control of many important diseases of golf course turfgrass. For maximum efficacy, apply **Honor** preventively. Preventive applications optimize disease control resulting in improved plant health. **Honor** may be applied solo or in tank mixes with other registered fungicides. **DO NOT** exceed the specified application rate or fail to comply with use restrictions listed in the **Resistance Management** and **Restrictions and Limitations** sections. All applications must be made according to the use directions that follow. Failure to follow directions and precautions on this label may result in injury and/or inferior disease control.

This package contains **Honor**, a water-dispersible granule (WG). The active ingredients in **Honor** are pyraclostrobin, a member of the strobilurin (QoI) class of chemistry, and boscalid, a member of the carboxamide (anilide) class of chemistry. Optimum disease control is achieved when **Honor** is applied in a regularly scheduled protective spray program and used in a rotation program with other fungicides. Because of its high specific activity, **Honor** has good residual activity against target fungi.

Mode of Action. Pyraclostrobin and boscalid, the active ingredients of **Honor**, belong to the group of respiration inhibitors classified by the USEPA and Canada PMRA as target site of action **Group 11** and **Group 7** fungicides, respectively.

Application Information

Honor may be used for disease control in golf course turfgrass.

Application Instructions

For maximum efficacy, apply **Honor** prior to or in the early stages of disease development. For maximum efficacy, apply **Honor** at the rates specified in **Table 1. Honor® Intrinsic™ brand fungicide Application Rates and Intervals on Golf Course Turfgrass** in 1 to 4 gallons of water per 1000 square feet (43 to 174 gallons per acre). Use the shorter specified application interval and/or the higher specified rate when prolonged favorable disease conditions exist. Repeat applications at the specified interval as necessary.

- **Honor** is most effective when applied preventively.
- Actual length of disease control will vary depending on environmental conditions, disease pressure, and management practices.
- Calibrate spray prior to use.
- After application, allow foliage to dry prior to mowing or irrigation, except for fairy ring and Pythium root dysfunction for which the turf can be irrigated immediately following treatment.
- Apply **Honor** using sufficient water volume and pressure for adequate coverage of the foliage.
- Apply the specified rate of **Honor** as instructed in the **Use Directions** section with ground spray equipment.

Aerial application of **Honor** is not permitted.

Spray Drift Management

DO NOT spray when conditions favor drift beyond area intended for application. Conditions that contribute to drift include thermal inversion, wind speed and direction, spray nozzle/pressure combinations, spray droplet size, temperature/humidity, etc. Contact your state extension agent for spray drift prevention guidelines in your area. All application equipment must be properly maintained and calibrated using appropriate carriers. Avoiding spray drift at the application site is the responsibility of the applicator.

Wind

Drift potential is lowest when wind speed does not exceed 10 mph. However, many factors, including droplet size and equipment type, determine drift potential at any given speed. Application should be avoided below 2 mph due to variable wind direction and high inversion potential. Local terrain can influence wind patterns. Every applicator should be familiar with local wind patterns and how they affect spray drift.

Temperature and Humidity

Low humidity and high temperatures increase the evaporation of spray droplets and, therefore, the likelihood of increased spray drift.

Avoid spraying during conditions of low humidity and/or high temperatures. When making applications in low relative humidity, set up equipment to produce larger droplets to compensate for evaporation.

Droplet evaporation is most severe when conditions are both hot and dry.

Temperature Inversions

Applications should not occur during a temperature inversion because drift potential is high. Temperature inversions restrict vertical air mixing that causes small suspended droplets to remain in a concentrated cloud. This cloud can move in unpredictable directions due to the light, variable winds common during inversions. Temperature inversions are characterized by increasing temperatures with altitude and are common on nights with limited cloud cover and light-to-no wind. They begin to form as the sun sets and often continue into the morning. Their presence can be indicated by ground fog; however, if fog is not present, inversions can also be identified by the movement of smoke from a ground source or an aircraft smoke generator. Smoke that layers and moves laterally in a concentrated cloud (under low wind conditions) indicates an inversion, while smoke that moves upward and rapidly dissipates indicates good vertical air mixing.

Sensitive Areas

The pesticide should only be applied when the potential for drift to adjacent sensitive areas (e.g. bodies of water or nontarget crops) is minimal and when wind is blowing away from the sensitive areas.

Resistance Management

Honor® Intrinsic™ brand fungicide contains two active ingredients: pyraclostrobin, a target site **Group 11** (QoI) fungicide, and boscalid, a target site **Group 7** fungicide.

Honor is effective against pathogens resistant to fungicides with modes of action different from those of **Groups 7** and **Group 11**, such as the dicarboximides, sterol inhibitors, benzimidazoles, or phenylamides. Fungal isolates resistant to fungicides in **Group 11** (such as pyraclostrobin, azoxystrobin, and trifloxystrobin) or **Group 7** (such as boscalid and flutolanil) may eventually dominate the population if such fungicides are used predominantly and repeatedly in the same area for successive years as the primary method of control for the targeted pathogen species. This may result in reduction of disease control by **Honor** or other **Group 7** or **Group 11** fungicides. In order to maintain **Honor's** performance, **DO NOT** exceed the total number of sequential applications. Adhere to the label instructions regarding consecutive use of **Honor** and other **Group 7** or **Group 11** fungicides with a similar site of action on the same pathogens.

The following recommendations may be considered to delay the development of fungicide resistance:

1. **Tank mixtures.** Use tank mixtures with fungicides from different target site of action groups that are registered/permitted for the same use and that are effective against the pathogens of concern. Use at least the minimum labeled rates of each fungicide in the tank mix.
2. **IPM.** Integrate **Honor** into an overall disease and pest management program. Follow cultural practices known to reduce disease development. Use **Honor** in advisory (disease forecasting) programs which recommend application timing based on environmental factors favorable

for disease development.

3. **Monitoring.** Monitor efficacy of all fungicides used in the disease management program against the targeted pathogen and record other factors that may influence fungicide performance and/or disease development. If a **Group 7** or **Group 11** target site fungicide such as **Honor** appears to be less effective against a pathogen that it previously controlled or suppressed, contact a BASF representative or local expert for further investigation.

DO NOT make more than two (2) sequential applications of **Honor** in turfgrass for Pythium, gray leaf spot, dollar spot, or anthracnose. Then alternate to an effective fungicide from a different target site group before reapplying **Honor**.

DO NOT make more than three (3) consecutive applications of **Honor** for all other turfgrass diseases. Then alternate to an effective fungicide from a different target site group before reapplying **Honor**.

Addition of Additives

DO NOT use with organosilicone-based adjuvants or injury may occur. Because of the large number of additives or adjuvants that may be used, neither the manufacturer nor the seller has determined whether **Honor** can be used safely with all additives.

Tank Mixing Information

Tank Mix Partners/Components

Honor is compatible with most fungicide, insecticide and fertilizer products. If tank mixtures are used, adhere to restrictions due to rates, label recommendations and precautions on all labels.

Physical incompatibility, reduced disease control, or plant injury may result from mixing **Honor** with fungicides, herbicides, insecticides, additives, or fertilizers. To improve control of certain diseases, tank mix **Honor** with other effective fungicides from a different target site group.

Compatibility Test for Tank Mix Components

Add components in the following sequence using 2 teaspoons for each pound or 1 teaspoon for each pint of specified label rate per acre.

1. **Water.** For 87 gallons per acre spray volume, use 14.4 cups (3.5 liters) of water. For other spray volumes, adjust rates accordingly. Use only water from the intended source at the source temperature.
2. **Water-dispersible products** (dry flowables, wettable powders, suspension concentrates, or suspensions). Cap the jar and invert 10 cycles.
3. **Water-soluble products.** Cap the jar and invert 10 cycles.
4. **Emulsifiable concentrates** (oil concentrate or methylated seed oil when applicable). Cap the jar and invert 10 cycles.
5. **Water-soluble additives.** Cap the jar and invert 10 cycles.
6. Let the solution stand for 15 minutes.

7. Evaluate the solution for uniformity and stability. The spray solution should not have free oil on the surface, nor fine particles that precipitate to the bottom, nor thick (clabbered) texture. **DO NOT** use any spray solution that could clog spray nozzles.

Mixing Order

Limit amount of spray mixture prepared to that needed for immediate use.

1. **Water.** Begin by agitating a thoroughly clean sprayer tank 1/2 full of clean water.
2. **Products in PVA bags.** Place the water-soluble PVA bag into the mixing tank. The water-soluble PVA bag will dissolve in water to allow the contents to disperse. Wait until all water-soluble PVA bags have fully dissolved and the product is evenly mixed in the spray tank before continuing.
3. **Water-dispersible products** (dry flowables such as **Honor® Intrinsic™ brand fungicide**, wettable powders, suspension concentrates, or suspo-emulsions)
4. **Water-soluble products**
5. **Emulsifiable concentrates** (oil concentrate or methylated seed oil when applicable)
6. **Water-soluble additives** (AMS or UAN when applicable)
7. **Remaining quantity of water.**

Maintain maximum constant agitation during application.

DO NOT allow mixture to stand for extended periods prior to application.

Cleaning Spray Equipment

Spraying equipment must be cleaned thoroughly before and after applying this product, particularly if a product with the potential to injure turfgrass was used prior to **Honor**.

USE DIRECTIONS

Honor controls anthracnose, bentgrass dead spot, Bermudagrass decline, brown patch, brown ring patch, dollar spot, fairy ring, Fusarium patch, gray leaf spot, gray snow mold, large patch, leaf spot, melting out, necrotic ringspot, pink patch, pink snow mold, powdery mildew, Pythium blight, Pythium root dysfunction, rapid blight, red thread, Rhizoctonia leaf or sheath spot, rust, summer patch, take-all patch and yellow tuft (downy mildew). For optimum control of gray snow mold and pink snow mold, tank mix **Honor** with another effective fungicide from a different target site group.

Uses and Tolerance

Due to variability within turfgrass species, application techniques and possible tank mixes, neither the manufacturer nor the seller has determined if **Honor** can safely be used on all turfgrasses under all conditions. Therefore, it is recommended that the user determine if **Honor** can be used safely before broad use. Apply the specified use rate of **Honor** on a small test area under conditions expected to be encountered. Monitor for any adverse effects during a

14-day period after application.

Rate

Use the application rates specified for each disease listed in **Table 1. Honor® Intrinsic™ brand fungicide Application Rates and Intervals on Golf Course Turfgrass.** Apply **Honor** in 1 to 4 gallons of water per 1000 square feet (43 to 174 gallons per acre).

Restrictions and Limitations

- **Maximum seasonal use rate. DO NOT** apply more than a total of 6.6 ounces of **Honor** per 1000 sq ft per year (18.0 pounds of **Honor** per acre per year).
- Refer to **Table 1. Honor® Intrinsic™ brand fungicide Application Rates and Intervals on Golf Course Turfgrass** for sequential application intervals for **Honor**.
- **DO NOT** apply this product to crops other than **golf course turfgrass**.
- **DO NOT** apply to turfgrass through any type of **irrigation** equipment.
- This product cannot be used to **formulate** or reformulate any other pesticide product.

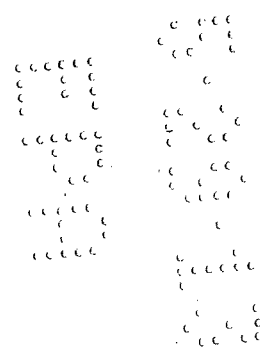


Table 1. Honor® Intrinsic™ brand fungicide Application Rates and Intervals on Golf Course Turfgrass

Disease <i>Pathogen</i>	Use Rate (ozs Product/ 1000 sq ft)	Use Rate (ozs Product/A)	Application Interval (days)	Comments
Anthracnose¹ <i>Colletotrichum graminicola</i>	0.55 to 1.1	24 to 48	14 to 28	Use preventively. Begin applications when conditions are favorable for fungal infection, prior to disease symptom development.
Bentgrass dead spot <i>Ophiosphaerella agrostis</i>	0.55 to 1.1	24 to 48	14 to 28	Use preventively. Begin applications when conditions are favorable for fungal infection, prior to disease symptom development.
Bermudagrass decline <i>Gaeumannomyces graminis</i> <i>var. graminis</i>	1.1	48	Not Applicable (see Comments)	Aids in control of Bermudagrass decline when integrated with appropriate cultural practices such as raised mowing height, proper fertilization and core aeration. Make one application in the spring following greenup and a second application in the fall when air temperatures remain above 80° F and humidity is 75% or higher. Apply in 4 gallons of water per 1000 sq ft.
Brown patch <i>Rhizoctonia solani</i>	0.55 to 1.1	24 to 48	14 to 28	Apply when conditions are favorable for disease development.
Brown ring patch <i>Rhizoctonia circinata</i> var. <i>circinata</i> , (previously called 'Waitea patch')	1.1	48	14 to 28	Begin applications preventively or when early yellow ring development is symptomatic. Late curative applications will not be effective. Use 2 to 4 gallons of spray volume per 1000 sq ft and appropriate soil wetting agent at the time of application. Provide short irrigation cycle directly following treatment to move fungicide through thatch. Brown ring patch symptoms may take 2 to 3 weeks to disappear following application.
Dollar spot¹ <i>Sclerotinia homoeocarpa</i>	0.83 to 1.1	36 to 48	14 to 28	Begin applications prior to or in the early stages of disease development. Use the shorter specified application interval and/or the higher specified rate when prolonged favorable disease conditions exist.
Fairy ring various <i>Basidiomycete</i> fungi	1.1	48	28	Apply as soon as possible after fairy ring symptom development. Fairy ring symptoms may take 2 to 3 weeks to disappear following application. Use 2 to 4 gallons per 1000 sq ft spray volume and appropriate soil wetting agent at time of application. Reapplication after 28 days may be required. Provide short irrigation cycle directly following treatment to move fungicide through thatch.
Fusarium patch <i>Microdochium nivale</i>	0.55 to 1.1	24 to 48	14 to 28	In the absence of snow cover, use preventively. Begin applications when conditions are favorable for fungal infection, prior to disease symptom development.

(continued)

Table 1. Honor® Intrinsic™ brand fungicide Application Rates and Intervals on Golf Course Turfgrass (continued)

Disease <i>Pathogen</i>	Use Rate (ozs Product/ 1000 sq ft)	Use Rate (ozs Product/A)	Application Interval (days)	Comments
Gray leaf spot' <i>Pyricularia grisea</i>	0.55 to 1.1	24 to 48	14 to 28	Use preventively. Begin applications when conditions are favorable for fungal infection, prior to disease symptom development.
Gray snow mold <i>Typhula incarnata</i>	1.1	48	14 to 28	Make 2 applications, 14 to 28 days apart in late fall just prior to snow cover. For optimum control before extended periods of snow cover, make 1 or 2 applications of Honor at 0.83 to 1.1 ozs per 1000 sq ft tank mixed with another effective fungicide from a different target site group, such as Curalan® EG fungicide or Trinity® fungicide .
Large patch (Brown patch of warm season turfgrass) <i>Rhizoctonia solani</i>	1.1	24 to 48	14 to 28	Apply prior to or directly at initial signs of infection in fall. Make a sequential application with Honor or an other effective fungicide such as Trinity prior to turf dormancy. Reapplication in spring at time of greenup can be made if necessary. For control of brown patch of St. Augustinegrass, centipedegrass, kikuyu-grass, seashore paspalum and zoysia-grass (aka zoysia patch).
Leaf spot <i>Bipolaris</i> spp., <i>Drechslera</i> spp., and <i>Exserohilum</i> spp.	0.55 to 1.1	24 to 48	14 to 28	Apply when conditions are favorable for disease development.
Melting out <i>Drechslera poae</i>	0.55 to 1.1	24 to 48	14 to 28	Apply when conditions are favorable for disease development.
Necrotic ringspot <i>Leptosphaeria korrae</i>	1.1	48	14 to 28	Aids in control of necrotic ringspot when combined with a non-strobilurin fungicide such as Trinity , thiophanate-methyl, or chlorothalonil. Make applications in spring, fall or winter when conditions are present for outbreaks.
Pink patch <i>Limonomyces roseipellis</i>	0.55 to 1.1	24 to 48	14 to 28	Apply when conditions are favorable for disease development.
Pink snow mold <i>Microdochium nivale</i>	1.1	48	14 to 28	Make 2 applications, 14 to 28 days apart in late fall just prior to snow cover. For optimum control before extended periods of snow cover, make 1 or 2 applications of Honor at 0.83 to 1.1 ozs per 1000 sq ft tank mixed with another effective fungicide from a different target site group, such as Curalan EG or Trinity .
Powdery mildew <i>Blumeria graminis</i>	0.55 to 1.1	24 to 48	14 to 28	Use preventively. Begin applications when conditions are favorable for fungal infection, prior to disease symptom development.

(continued)

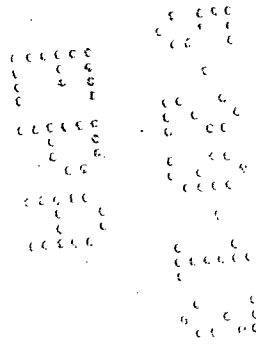
Table 1. Honor® Intrinsic™ brand fungicide Application Rates and Intervals on Golf Course Turfgrass *(continued)*

Disease <i>Pathogen</i>	Use Rate (ozs Product/ 1000 sq ft)	Use Rate (ozs Product/A)	Application Interval (days)	Comments
Pythium blight¹ <i>Pythium aphanidermatum</i> , <i>Pythium</i> spp.	1.1	48	10 to 14	Use preventively. Begin applications when conditions are favorable for fungal infection, prior to disease symptom development. Tank mix Honor with another non-strobilurin fungicide labeled for Pythium blight control during severe disease pressure or when symptoms are already present.
Pythium root dysfunction¹ <i>Pythium</i> spp., <i>Pythium volutum</i>	1.1	48	14 to 28	Apply preventively or early curative for control. Following an application of Honor , rotate to other effective fungicides for this disease prior to additional Honor applications. Irrigate immediately following application.
Rapid blight <i>Labyrinthula terrestris</i>	0.55 to 1.1	24 to 48	14 to 28	Use preventively. Begin applications when conditions are favorable for fungal infection, prior to disease symptom development. Follow the shorter spray interval when using the lower application rate.
Red thread <i>Laetisaria fuciformis</i>	0.55 to 1.1	24 to 48	14 to 28	Apply when conditions are favorable for disease development.
Rhizoctonia leaf or sheath spot <i>R. oryzae</i> , <i>R. zea</i>	1.1	24 to 48	14 to 28	Rhizoctonia infection can occur under warm, humid conditions on both cool and warm season turfgrass. This disease has been associated with localized dry spots, and necrotic (brown) ring symptoms can form. Apply when conditions are favorable for disease development. Use of a soil wetting agent may be appropriate.
Rust <i>Puccinia</i> spp., <i>Uromyces</i> spp.	0.55 to 1.1	24 to 48	14 to 28	Apply when conditions are favorable for disease development.
Summer patch <i>Magnaporthe poae</i>	1.1	24 to 48	14 to 28	Initiate applications in the spring when soil temperatures reach 60 to 65°F at a 2-inch soil depth, or as dictated by local recommendations.
Take-all patch <i>Gaeumannomyces graminis</i> var. <i>avenae</i>	1.1	48	28	Use preventively. Begin applications when conditions are favorable for fungal infection, prior to disease symptom development. Make 2 applications 28-days apart in the fall and 2 applications 28-days apart in the spring.
Yellow tuft (Downy mildew) <i>Sclerophthora macrospora</i>	0.55 to 1.1	24 to 48	14 to 28	Use preventively. Begin applications when conditions are favorable for fungal infection, prior to disease symptom development.

¹ **DO NOT** apply more than two (2) sequential applications of **Honor** for anthracnose, dollar spot, gray leaf spot or Pythium. For all other diseases, when anthracnose, dollar spot, gray leaf spot or Pythium are not present, **DO NOT** apply more than three (3) sequential applications of **Honor**. Then alternate to an effective non-strobilurin fungicide before reapplying **Honor**.

Table 2. Honor® Intrinsic™ brand fungicide Dilution Table for Spray Solutions

Honor (ozs Product/100 gallons spray solution)				
Use Rate (ozs Product/ 1000 sq ft)	Spray Volume (1 gallon/1000 sq ft)	Spray Volume (2 gallons/1000 sq ft)	Spray Volume (3 gallons/1000 sq ft)	Spray Volume (4 gallons/1000 sq ft)
0.55	55	27.5	18.3	13.8
0.83	83	41.5	27.7	20.8
1.1	110	55.0	36.7	27.5



Conditions of Sale and Warranty

The **Directions For Use** of this product reflect the opinion of experts based on field use and tests. The directions are believed to be reliable and must be followed carefully. However, it is impossible to eliminate all risks inherently associated with the use of this product. Crop injury, ineffectiveness or other unintended consequences may result because of such factors as weather conditions, presence of other materials, or use of the product in a manner inconsistent with its labeling, all of which are beyond the control of BASF CORPORATION ("BASF") or the Seller. To the extent consistent with applicable law, all such risks shall be assumed by the Buyer.

BASF warrants that this product conforms to the chemical description on the label and is reasonably fit for the purposes referred to in the **Directions For Use**, subject to the inherent risks, referred to above.

TO THE EXTENT CONSISTENT WITH APPLICABLE LAW, BASF MAKES NO OTHER EXPRESS OR IMPLIED WARRANTY OF FITNESS OR MERCHANTABILITY OR ANY OTHER EXPRESS OR IMPLIED WARRANTY.

TO THE EXTENT CONSISTENT WITH APPLICABLE LAW, BUYER'S EXCLUSIVE REMEDY AND BASF'S EXCLUSIVE LIABILITY, WHETHER IN CONTRACT, TORT, NEGLIGENCE, STRICT LIABILITY, OR OTHERWISE, SHALL BE LIMITED TO REPAYMENT OF THE PURCHASE PRICE OF THE PRODUCT.

TO THE EXTENT CONSISTENT WITH APPLICABLE LAW, BASF AND THE SELLER DISCLAIM ANY LIABILITY FOR CONSEQUENTIAL, EXEMPLARY, SPECIAL OR INDIRECT DAMAGES RESULTING FROM THE USE OR HANDLING OF THIS PRODUCT.

BASF and the Seller offer this product, and the Buyer and User accept it, subject to the foregoing **Conditions of Sale and Warranty** which may be varied only by agreement in writing signed by a duly authorized representative of BASF.

1108

Curalan, Honor and Trinity are registered trademarks and *Intrinsic* is a trademark of BASF.

© 2013 BASF Corporation
All rights reserved.

007969-00255.20130522.NVA 2013-04-331-0113

Based on: NVA 2013-04-091-0112

Supersedes: NVA 2012-04-091-0089

BASF Corporation
26 Davis Drive
Research Triangle Park, NC 27709



The Chemical Company