

7969-251

5/22/2014

1/26



UNITED STATES ENVIRONMENTAL PROTECTION AGENCY
WASHINGTON, D.C. 20460

OFFICE OF CHEMICAL SAFETY
AND POLLUTION PREVENTION

Christine Keating
BASF Corporation
26 Davis Drive
Research Triangle Park, NC 27709-3528

MAY 22 2014

Subject: Pageant Intrinsic Brand Fungicide
EPA Reg. No. 7969-251
EPA Decision Number: 490661
Your master and supplemental labels submitted on April 15, 2014 and resubmitted on May 19, 2014 to update the Environmental Hazards, Groundwater Advisory and Surface Water Advisory statements; and make other minor corrections and formatting changes

Dear Ms. Keating:

The master label and supplemental label referred to above, submitted in connection with registration under the Federal Insecticide, Fungicide and Rodenticide Act (FIFRA), as amended are acceptable.

A stamped copy of your labeling is enclosed for your records. This labeling supersedes all previously accepted labeling. You must submit one (1) copy of the final printed labeling before you release the product for shipment with the new labeling. In accordance with 40 CFR 152.130(c), you may distribute or sell this product under the previously approved labeling for 18 months from the date of this letter. After 18 months, you may only distribute or sell this product if it bears this new revised labeling or subsequently approved labeling. "To distribute or sell" is defined under FIFRA section 2(gg) and its implementing regulation at 40 CFR 152.3. If these conditions are not complied with, the registration will be subject to cancellation in accordance with FIFRA §6(e). Your release for shipment of the product constitutes acceptance of these conditions.

One copy of the labels stamped "Accepted" are enclosed for your records. If you have any questions, please contact Heather Garvie by phone at: 703-308-0034 or via email at: garvie.heather@epa.gov.

Sincerely,


A handwritten signature in black ink that reads "Shaja B. Joyner".

Shaja B. Joyner
Product Manager 20
Fungicide Branch
Registration Division

Enclosure: Stamped labels "Accepted"

2/26

Group 7 11 Fungicide



Pageant®

Intrinsic™ brand fungicide

For disease control and plant health in ornamentals, greenhouse tomato (commercial production), and tomato transplants for the home consumer market

Active Ingredients:

pyraclostrobin* (carbamic acid, [2-[[[1-(4-chlorophenyl)-1H-pyrazol-3-yl]oxy]methyl]phenyl]methoxy-, methyl ester)	12.8%
boscalid** 3-pyridinecarboxamide, 2-chloro-N-(4'-chloro(1,1'-biphenyl)-2-yl)-	25.2%

Other Ingredients:

62.0%

Total:

100.0%

* 0.128 oz (0.008 lb) of pyraclostrobin in 1 oz of product

** 0.252 oz (0.0158 lb) of boscalid in 1 oz of product

EPA Reg. No. 7969-251

EPA Est. No.

**KEEP OUT OF REACH OF CHILDREN
CAUTION/PRECAUCION**

Si usted no entiende la etiqueta, busque a alguien para que se la explique a usted en detalle. (If you do not understand the label, find someone to explain it to you in detail.)

See inside for complete **First Aid, Precautionary Statements, Directions For Use, Conditions of Sale and Warranty**, and state-specific crop and/or use site restrictions.

In case of an emergency endangering life or property involving this product, call day or night 1-800-832-HELP (4357).

Net Contents:

ACCEPTED

MAY 22 2014

Under the Federal Insecticide, Fungicide, and Rodenticide Act, as amended, for the pesticide registered under EPA Reg. No. 7969-251

BASF Corporation
26 Davis Drive
Research Triangle Park, NC 27709

BASF
The Chemical Company

FIRST AID	
If on skin or clothing	<ul style="list-style-type: none"> • Take off contaminated clothing. • Rinse skin immediately with plenty of water for 15 to 20 minutes. • Call a poison control center or doctor for treatment advice.
If swallowed	<ul style="list-style-type: none"> • Call a poison control center or doctor immediately for treatment advice. • Have person sip a glass of water if able to swallow. • DO NOT induce vomiting unless told to do so by a poison control center or doctor. • DO NOT give anything to an unconscious person.
If in eyes	<ul style="list-style-type: none"> • Hold eyes open and rinse slowly and gently with water for 15 to 20 minutes. • Remove contact lenses, if present, after first 5 minutes; then continue rinsing eyes. • Call a poison control center or doctor for treatment advice.
If inhaled	<ul style="list-style-type: none"> • Move person to fresh air. • If person is not breathing, call 911 or an ambulance; then give artificial respiration, preferably by mouth to mouth, if possible. • Call a poison control center or doctor for further treatment advice.
HOTLINE NUMBER	
<p>Have the product container or label with you when calling a poison control center or doctor or going for treatment. You may also contact BASF Corporation for emergency medical treatment information: 1-800-832-HELP (4357).</p>	

Precautionary Statements

Hazards to Humans and Domestic Animals

CAUTION. Harmful if swallowed or absorbed through skin. Causes moderate eye irritation. Avoid contact with skin, eyes or clothing.

Personal Protective Equipment (PPE)

Applicators and other handlers must wear:

- Long-sleeved shirt and long pants
- Chemical-resistant gloves made of any waterproof material (such as nitrile, butyl, neoprene, pvc, polyethylene, viton, natural rubber, and/or barrier laminate)
- Shoes plus socks
- Applicators and other handlers must wear a NIOSH approved respirator with any N, R, P, or HE filter or NIOSH approval number prefix TC-84A when applying with a mechanically pressurized handgun to greenhouse tomato

Discard clothing and other absorbant materials that have been drenched or heavily contaminated with this product's concentrate. **DO NOT** reuse them.

Follow manufacturer's instructions for cleaning/maintaining PPE. If no such instructions for washables exist, use detergent and hot water. Keep and wash PPE separately from other laundry.

Engineering Controls Statement

When handlers use closed systems, enclosed cabs, or aircraft in a manner that meets the requirements listed in the Worker Protection Standard (WPS) for agricultural pesticides [40 CFR 170.240(d)(4-6)], the handler PPE requirements may be reduced or modified as specified in the WPS.

USER SAFETY RECOMMENDATIONS

Users should:

- Wash hands before eating, drinking, chewing gum, using tobacco, or using the toilet.
- Remove clothing/PPE immediately if pesticide gets inside. Then wash thoroughly and put on clean clothing.
- Remove PPE immediately after handling this product. Wash the outside of gloves before removing. As soon as possible, wash thoroughly and change into clean clothing.

Environmental Hazards

DO NOT apply directly to water, or to areas where surface water is present or to intertidal areas below the mean high water mark. **DO NOT** contaminate water when disposing of equipment washwaters or rinsate.

Groundwater Advisory

Boscalid and pyraclostrobin are known to leach through soil into groundwater under certain conditions as a result of label use. These chemicals may leach into groundwater if used in areas where soils are permeable, particularly where the water table is shallow.

Surface Water Advisory

This product may impact surface water quality due to runoff of rain water. This is especially true for poorly draining soils and soils with shallow ground water. This product is classified as having high potential for reaching surface water via runoff for several months or more after application. A level, well-maintained vegetative buffer strip between areas to which this product is applied and surface water features such as ponds, streams, and springs will reduce the potential loading of boscalid and pyraclostrobin from runoff water and sediment. Runoff of this product will be reduced by

avoiding applications when rainfall or irrigation is expected to occur within 48 hours. Sound erosion control practices will reduce this product's contribution to surface water contamination.

This pesticide is toxic to fish and aquatic invertebrates. Drift and runoff may be hazardous to aquatic organisms in water adjacent to treated areas.

Endangered Species Concerns

The use of any pesticide in a manner that may kill or otherwise harm an endangered species or adversely modify their habitat is a violation of federal law.

This pesticide is toxic to mammals, fish, and aquatic invertebrates and should be used strictly in accordance with drift precautions on this label to minimize off-site exposures. **DO NOT** apply when weather conditions favor drift from treated areas to nontarget aquatic habitats. Notify state and/or federal authorities and BASF immediately if you observe any adverse environmental effects due to use of this product.

To determine whether your county has endangered aquatic species, consult the County Bulletins at <http://www.epa.gov/oppfead1/endanger/bulletins.htm>.

Endangered Species Bulletins may also be obtained from extension offices or state pesticide agencies. If a bulletin is not available for your specific area, check with the appropriate local state agency to determine if known populations of endangered aquatic species occur in the area to be treated.

Directions For Use

It is a violation of federal law to use this product in a manner inconsistent with its labeling. **DO NOT** apply this product in a way that will contact workers or other persons, either directly or through drift. Only protected handlers may be in the area during application. For any requirements specific to your state or tribe, consult the agency responsible for pesticide regulation. This label must be in the user's possession during application.

For use only by certified applicators or persons under their direct supervision.

Failure to follow the use directions and precautions on this label may result in plant injury or poor disease control.

AGRICULTURAL USE REQUIREMENTS

Use this product only in accordance with its labeling and with the Worker Protection Standard, 40 CFR part 170. This standard contains requirements for the protection of agricultural workers on farms, forests, nurseries, and greenhouses, and handlers of agricultural pesticides. It contains requirements for training, decontamination, notification, and emergency assistance. It also contains specific instructions and exceptions pertaining to the statements on this label about personal protective equipment (PPE), notification to workers, and restricted-entry interval. The requirements in this box only apply to uses of this product that are covered by the Worker Protection Standard.

DO NOT enter or allow worker entry into treated areas during the restricted-entry interval (REI) of **12 hours** for all crops.

PPE required for early entry to treated areas that is permitted under the Worker Protection Standard and that involves contact with anything that has been treated, such as plants, soil, or water, is:

- Coveralls
- Chemical-resistant gloves, made of any waterproof material (such as nitrile, butyl, neoprene, pvc, polyethylene, viton, natural rubber, and/or barrier laminate)
- Shoes plus socks

NONAGRICULTURAL USE REQUIREMENTS

The requirements in this box apply to uses of this product that are **NOT** within the scope of the Worker Protection Standard of agricultural pesticides (40 CFR Part 170). The WPS applies when this product is used to produce agricultural plants on farms, nurseries, or greenhouses.

DO NOT enter or allow others to enter treated areas until sprays have dried.

STORAGE AND DISPOSAL

DO NOT contaminate water, food, or feed by storage or disposal.

Pesticide Storage

Store in original containers only. Keep container closed when not in use. **DO NOT** store near food or feed.

Pesticide Disposal

Wastes resulting from using this product may be disposed of on-site or at an approved waste disposal facility. If these wastes cannot be disposed of according to label instructions, contact your State Pesticide or Environmental Control Agency, or the Hazardous Waste representatives at the nearest EPA Regional Office for guidance.

(continued)

STORAGE AND DISPOSAL (continued)

Container Handling

(for paper or plastic bags)

Nonrefillable Container. DO NOT reuse or refill this container. Completely empty container into application equipment by shaking and tapping sides and bottom to loosen clinging particles. When completely empty, offer for recycling if available, or dispose of empty bag in a sanitary landfill, or incineration, or by other procedures approved by state and local authorities.

Nonrefillable Container. DO NOT reuse or refill this container. Triple rinse or pressure rinse container (or equivalent) promptly after emptying; then offer for recycling, if available, or reconditioning, if appropriate, or puncture and dispose of in a sanitary landfill, or by incineration, or by other procedures approved by state and local authorities.

Triple rinse containers small enough to shake (capacity up to 50 pounds) as follows: Empty the remaining contents into application equipment or a mix tank. Fill the container 1/4 full with water and recap. Shake for 10 seconds. Pour rinsate into application equipment or a mix tank or store for later use or disposal. Drain for 10 seconds after the flow begins to drip. Repeat this procedure 2 more times.

Pressure rinse as follows: Empty the remaining contents into application equipment or mix tank. Hold container upside down over application equipment or mix tank, or collect rinsate for later use or disposal. Insert pressure rinsing nozzle in the side of the container and rinse at about 40 PSI for at least 30 seconds. Drain for 10 seconds after the flow begins to drip.

In Case of Emergency

In case of large-scale spillage regarding this product, call:

- CHEMTREC 1-800-424-9300
- BASF Corporation 1-800-832-HELP (4357)

In case of medical emergency regarding this product, call:

- Your local doctor for immediate treatment
- Your local poison control center (hospital)
- BASF Corporation 1-800-832-HELP (4357)

Steps to be taken in case material is released or spilled:

- In case of spill on floor or paved surfaces, mop and remove to chemical waste storage area until proper disposal can be made if product cannot be used according to label.
- Dike and contain the spill with inert material (sand, earth, etc.) and transfer liquid and solid diking material to separate containers for disposal.
- Remove contaminated clothing and wash affected skin areas with soap and water.
- Wash clothing before reuse.
- Keep the spill out of all sewers and open bodies of water.

Product Information

Pageant® Intrinsic™ brand fungicide, a water-dispersible granule (WG), is a broad-spectrum fungicide used for the control of many important diseases in ornamental plants, to control Botrytis gray mold in commercial production of greenhouse tomatoes, and for control of multiple diseases in tomato transplants for the home consumer market only. Preventive applications of **Pageant Intrinsic** optimize disease control resulting in improved plant health.

Pageant Intrinsic provides optimum disease control when applied in a regularly scheduled protective fungicide program and used in a resistance management spray program that rotates fungicides with different modes of action. Refer to the specific use directions and restrictions found in this label.

Modes of Action

Pyraclostrobin and boscalid, the active ingredients of **Pageant Intrinsic**, belong to the groups of respiration inhibitors classified by the US EPA and Canada PMRA as target site of action **Group 11** and **Group 7** fungicides, respectively.

Resistance Management

Pageant Intrinsic contains pyraclostrobin and boscalid, a premix of a **Group 11** and a **Group 7** fungicide. Fungal isolates resistant to **Group 11** (strobilurin or QoI) fungicides, such as pyraclostrobin, azoxystrobin, trifloxystrobin, and kresoxim-methyl, and **Group 7** (carboximide) fungicides may eventually dominate the fungal population if **Group 7** or **Group 11** fungicides are used predominantly and repeatedly in the same area in successive years as the primary method of control for the targeted pathogen species. This may result in reduction of disease control by **Pageant Intrinsic** or other **Group 7** or **Group 11** fungicides. Apply **Pageant Intrinsic** in an alternation or tank mix program with other registered fungicides that have a different mode of action and to which pathogen resistance has not developed.

Integrated Pest (Disease) Management (IPM)

Integrate **Pageant Intrinsic** into an overall disease and pest management program that includes selection of varieties with disease tolerance, optimum plant populations, proper fertilization, pruning, plant residue management, proper timing and placement of irrigation, and manipulation of environmental conditions to prevent fungal development where possible.

6/26

Application Information

Use Sites

Ornamentals

- Containers
- Forest and conifer nurseries, and plantations
- Golf courses
- Greenhouses, lathhouses, and shadehouses
- Interiorscapes
- Outdoor nurseries (including container, bench, flat, plug, bed-grown or field-grown ornamentals)
- Recreational areas
- Retail nurseries
- Residential and commercial landscapes

Tomato

- Commercial production of greenhouses
- Transplants in greenhouses, lathhouses, or other production structures

Begin **Pageant® Intrinsic™ brand fungicide** applications prior to disease development and continue throughout the season at specified intervals following resistance management guidelines. For application techniques and application equipment instructions, refer to **Table 1. Use Sites and Application Techniques**. **Pageant Intrinsic** works best when used as part of a preventive disease management program. Use of **Pageant Intrinsic** as a late curative or eradicator treatment may not always result in satisfactory disease control.

DO NOT exceed the application rate or fail to comply with the use restrictions listed in the **Resistance Management** and **Restrictions and Limitations** sections. Make all applications according to the use directions that follow. Failure to follow directions and precautions on this label may result in injury and/or inferior disease control.

Label directions are based on data without additives. For specific additive and tank mixing instructions on **ornamental plants**, see the **Additives and Tank Mixing - Ornamentals Only** section.

For commercial production of greenhouse grown tomatoes and tomato transplants in greenhouses, lathhouses, or other production structures, DO NOT tank mix Pageant Intrinsic with adjuvants or other agricultural products.

Table 1. Use Sites and Application Techniques

Use Sites	Application Techniques*	Application Equipment
Outdoor nurseries (container, bench, flat, plug, bed-grown or field-grown)	Ground (foliar spray or drench)	Tractor groundboom, backpack, handwand
	Chemigation	Sprinkler and Drip Irrigation
	Aerial (foliar spray)	Aircraft (fixed-wing and helicopter)
Retail nurseries	Ground (foliar spray or drench)	Tractor groundboom, backpack, handwand
Forest and conifer nurseries and plantations	Ground (foliar spray)	Tractor groundboom, backpack, handwand
	Aerial (foliar spray)	Aircraft (fixed-wing and helicopter)
Greenhouses, lathhouses and shadehouses	Ground (foliar spray or drench)	Tractor groundboom, backpack, handwand
Containers	Ground (foliar spray or drench)	Tractor groundboom, backpack, handwand
Residential and commercial landscapes	Ground (foliar spray)	Tractor groundboom, backpack, handwand
Interiorscapes	Ground (foliar spray)	Backpack, handwand
Recreational areas such as parks and sports fields where ornamentals and bulbs are present	Ground (foliar spray)	Tractor groundboom, backpack, handwand
Greenhouse grown tomato (commercial production)	Ground (foliar spray)	Spot treatment, mist blowers with fans, backpack broadcast sprayers, and high pressure handwand.
Tomato transplants (home consumer market)	Ground (foliar spray)	Spot treatment, mist blowers with fans, backpack broadcast sprayers, and high pressure handwand.

*DO NOT apply by air in New York State.

Application Instructions

Ornamentals

Apply **Pageant® Intrinsic™ brand fungicide** according to the rate, timing, resistance management and adjuvant use directions in **Table 2. Pageant® Intrinsic™ brand fungicide Application Rates and Intervals on Ornamentals Foliar and Crown Diseases** and **Table 3. Pageant® Intrinsic™ brand fungicide Application Rates and Intervals on Ornamentals Soilborne Diseases** in this label. **DO NOT** make more than 2 sequential **Pageant Intrinsic** applications. Alternate with a fungicide of a different mode of action before reapplying **Pageant Intrinsic**. **DO NOT** alternate **Pageant Intrinsic** with other **Group 11** fungicides. **Pageant Intrinsic** may be applied by ground sprayers such as tractor groundboom, backpack/handboom, handwand, etc.; aerial spray with fixed-wing aircraft or helicopter; and by chemigation using sprinkler and drip irrigation.

Foliar-directed and Crown-directed

Apply **Pageant Intrinsic** at use rates and intervals stated in **Table 2. Pageant® Intrinsic™ brand fungicide Application Rates and Intervals on Ornamentals Foliar and Crown Diseases** and **Table 4. Pageant Intrinsic Rate Conversions for Volume-based Applications**.

Apply **Pageant Intrinsic** as a broadcast or banded spray targeted at the foliage or crown of the plant. Apply to runoff in sufficient water to ensure complete coverage of the target plant. Thorough coverage and wetting of foliage, crown and base of the plant and growth media surrounding the crown is necessary for best control. Refer to **Table 2**.

Pageant® Intrinsic™ brand fungicide Application Rates and Intervals on Ornamentals Foliar and Crown Diseases for specific use directions for control of specific diseases. Repeat applications at specified intervals (plus alternations for resistance management) for as long as required.

Cleaning Spray Equipment

Spray equipment must be cleaned thoroughly before and after applying this product, particularly if a product with the potential to injure plants was used prior to **Pageant Intrinsic**.

Aerial Application

Apply **Pageant Intrinsic** aerially to field-grown nursery plants using a minimum of 10 gallons per acre of finished spray solution. Use the **Pageant Intrinsic** rate per 100 gallons in **Table 2. Pageant® Intrinsic™ brand fungicide Application Rates and Intervals on Ornamentals Foliar and Crown Diseases** concentrated into 10 gallons per acre only for aerial applications. **DO NOT** apply aerially when environmental conditions favor drift from target area. Drift potential is lowest when wind speed does not exceed 10 mph.

DO NOT apply by air in New York State.

Spray Drift Management

Sensitive Areas

Apply **Pageant Intrinsic** only when the potential for drift to adjacent sensitive areas (e.g. bodies of water or nontarget plants) is minimal and when wind is blowing away from the sensitive areas.

DO NOT spray when conditions favor drift beyond area intended for application. Conditions that contribute to drift include thermal inversion, wind speed and direction, spray nozzle/pressure combinations, spray droplet size, temperature/humidity, etc. Contact your state extension agent for spray drift prevention guidelines in your area. All application equipment must be properly maintained and calibrated using appropriate carriers. Avoiding spray drift at the application site is the responsibility of the applicator.

Aerial Application Methods and Equipment

The interaction of many equipment-related and weather-related factors determines the potential for spray drift. The applicator and the grower are responsible for considering all these factors when making decisions.

DO NOT apply under circumstances where possible drift to unprotected persons, to food, forage, or other plantings that might be damaged, or crops thereof rendered unfit for sale, use or consumption can occur.

The following drift management requirements must be followed to avoid off-target drift movement from aerial applications to agricultural field crops.

1. The distance of the outermost nozzles on the boom must not exceed 3/4 the length of the fixed wingspan or 90% of rotor blade diameter.
2. Nozzles must always point backward parallel with the airstream and never be pointed downward more than 45 degrees.

Where states have more stringent regulations, they must be observed.

Information on Droplet Size

The most effective way to reduce drift potential is to apply large droplets. Use the largest droplet size consistent with acceptable efficacy. Applying larger droplets reduces drift potential, but will not prevent drift if applications are made improperly or under unfavorable environmental conditions (see **Wind; Temperature and Humidity; and Temperature Inversions**).

Controlling droplet size:

- **Volume** - Use high flow rate nozzles to apply the highest practical spray volume. Nozzles with higher rated flows produce larger droplets.
- **Pressure** - **DO NOT** exceed the nozzle manufacturer's recommended pressures. For many nozzle types, lower pressure produces larger droplets. When higher flow rates are needed, use higher flow rate nozzles instead of increasing pressure.
- **Number of Nozzles** - Use the minimum number of nozzles that provide uniform coverage.

- **Nozzle Orientation** - Orienting nozzles so that the spray is released parallel to the airstream produces larger droplets than other orientations and is recommended practice. Significant deflection from the horizontal will reduce droplet size and increase drift potential.
- **Nozzle Type** - Use a nozzle type that is designed for the intended application. With most nozzle types, narrower spray angles produce larger droplets. Consider using low-drift nozzles. Solid-stream nozzles oriented straight back produce the largest droplets and the lowest drift.

Wind

Drift potential is lowest when wind speed does not exceed 10 mph. However, many factors, including droplet size and equipment type, determine drift potential at any given speed. Avoid application when wind speed is below 2 mph due to variable wind direction and high inversion potential. Local terrain can influence wind patterns. Every applicator must be familiar with local wind patterns and how they affect spray drift.

Temperature and Humidity

Low humidity and high temperatures increase the evaporation of spray droplets and, therefore, the likelihood of increased spray drift.

Avoid spraying during conditions of low humidity and/or high temperatures. When making applications in low relative humidity, set up equipment to produce larger droplets to compensate for evaporation.

Droplet evaporation is most severe when conditions are both hot and dry.

Temperature Inversions

Applications must not occur during a temperature inversion because drift potential is high. Temperature inversions restrict vertical air mixing, which causes small, suspended droplets to remain in a concentrated cloud. This cloud can move in unpredictable directions due to the light, variable winds common during inversions. Temperature inversions are characterized by increasing temperatures with altitude and are common on nights with limited cloud cover and light-to-no wind. They begin to form as the sun sets and often continue into the morning. Their presence can be indicated by ground fog; however, if fog is not present, inversions can also be identified by the movement of smoke from a ground source or an aircraft smoke generator. Smoke that layers and moves laterally in a concentrated cloud (under low wind conditions) indicates an inversion, while smoke that moves upward and rapidly dissipates indicates good vertical air mixing.

Drip and Sprinkler Irrigation Application Use Directions

Drip Irrigation

Apply **Pageant® Intrinsic™ brand fungicide** through drip irrigation systems to potted ornamentals or to bedded, field-grown ornamentals for soilborne disease control. Apply 8 to 16 ozs **Pageant Intrinsic** per acre as a preventive disease application. The soil or potting media must have adequate moisture capacity prior to drip application.

Terminate drip irrigation at fungicide depletion or after 6 hours from start, whichever is shorter. For maximum efficacy, delay subsequent irrigation (water only) for at least 24 hours following drip application.

Sprinkler Irrigation

Apply **Pageant Intrinsic** by sprinkler irrigation to potted ornamentals or to bedded, field-grown ornamentals. Apply this product through sprinkler irrigation systems including center pivot, lateral move, end tow, side [wheel] roll, traveler, big gun, solid set, or hand move irrigation systems.

DO NOT apply this product through any other type of irrigation system, except as specified on this label.

Apply with center pivot or continuous-move equipment distributing 1/2 acre-inch or less during treatment. Use the least amount of water required for proper distribution and coverage. If stationary systems (solid set, handlines or wheel lines other than continuous-move) are used, apply this product by injection into no more than the last 20 to 30 minutes of the set.

DO NOT spray when conditions favor drift beyond the area intended for application. Plant injury and lack of effectiveness can occur with misapplication or drift. Thorough coverage of foliage is required for good control.

Maintain good agitation during the entire application period.

If you have questions about calibration, contact state extension service specialists, equipment manufacturers or other experts. The system must contain a functional check valve, vacuum-relief valve, and low-pressure drain appropriately located on the irrigation pipeline to prevent water-source contamination from backflow.

The pesticide injection pipeline must contain a functional, automatic quick-closing check valve to prevent the flow of fluid back toward the injection pump. The pesticide injection pipeline must also contain a functional, normally closed solenoid-operated valve located on the intake side of the injection pump and connected to the system interlock to prevent fluid from being withdrawn from the supply tank when the irrigation system is either automatically or manually shut down. The system must contain functional interlocking controls to automatically shut off the pesticide injection pump when the water pump motor stops. The irrigation line or water pump must include a functional pressure switch which will stop the water pump motor when the water pressure decreases to the point where pesticide distribution is adversely affected. Systems must use a metering pump, such as a positive displacement injection pump (e.g. diaphragm pump), effectively designed and constructed of materials that are compatible with pesticides and capable of being fitted with a system interlock.

Allow sufficient time for pesticide to be flushed through all lines and all nozzles before turning off irrigation water. A person knowledgeable of the chemigation system and responsible for its operation, or under the supervision of the responsible person, shall shut the system down and make necessary adjustments should the need arise. **DO NOT** con-

nect an irrigation system (including greenhouse systems) used for pesticide application to a public water system unless the pesticide label-prescribed safety devices for public water systems are in place.

Specific Instructions for Public Water Systems

1. Public water system means a system for the provision to the public of piped water for human consumption if such system has at least 15 service connections or regularly serves an average of at least 25 individuals daily at least 60 days out of the year.
2. Chemigation systems connected to public water systems must contain a functional, reduced-pressure zone back-flow preventer (RPZ) or the functional equivalent in the water supply line upstream from the point of pesticide introduction. As an option to the RPZ, the water from the public water system must be discharged into a reservoir tank prior to pesticide introduction. There shall be a complete physical break (air gap) between the outlet end of the fill pipe and the top or overflow rim of the reservoir tank of at least 2 times the inside diameter of the fill pipe.
3. The pesticide injection pipeline must contain a functional, automatic quick-closing check valve to prevent the flow of fluid back toward the injection pump.
4. The pesticide injection pipeline must contain a functional, normally closed solenoid-operated valve located on the intake side of the injection pump and connected to the system interlock to prevent fluid from being withdrawn from the supply tank when the irrigation system is either automatically or manually shut down.
5. The system must contain functional interlocking controls to automatically shut off the pesticide injection pump when the water pump motor stops, or in cases where there is no water pump, when the water pressure decreases to the point that pesticide distribution is adversely affected.
6. Systems must use a metering pump, such as a positive displacement injection pump (e.g. diaphragm pump), effectively designed and constructed of materials that are compatible with pesticides and capable of being fitted with a system interlock.

Additives and Tank Mixing - Ornamentals Only

Additives or spray adjuvants are usually not necessary for use with **Pageant® Intrinsic™ brand fungicide**. However, under some conditions, the use of additives or adjuvants may improve the performance of **Pageant Intrinsic**. If additives or spray adjuvants are included, use only surfactants approved for ornamental plants in combination with **Pageant Intrinsic**. **DO NOT** use organosilicone-based adjuvants with **Pageant Intrinsic** because injury can result on certain ornamental species. Local conditions can also influence plant tolerance and may not match those under which BASF has conducted testing. Physical incompatibility, reduced disease control, or plant injury may result from mixing **Pageant Intrinsic** with other products. Always test the

additives and tank mixes on a small group of representative plants prior to large-scale use. Consult a BASF representative or local agricultural authorities for more information concerning additives.

Pageant Intrinsic can be tank mixed with most recommended fungicides, insecticides, herbicides, liquid fertilizers, biological control products, adjuvants, and additives. If tank mixtures are used, follow rate restrictions, label directions and precautions on all labels.

Compatibility Test for Tank Mix Components

Add components in the following sequence using 2 teaspoons for each pound or 1 teaspoon for each pint of label rate per acre.

1. **Water** - For 100 gallons per acre spray volume, use 16 cups (1 gallon) of water. For other spray volumes, adjust rates accordingly. Use only water from the intended source at the source temperature.
2. **Water-dispersible products** (dry flowables, wettable powders, suspension concentrates, or suspo-emulsions). Cap the jar and invert 10 cycles.
3. **Water-soluble products** - Cap the jar and invert 10 cycles.
4. **Emulsifiable concentrates** (oil concentrate or methylated seed oil when applicable). Cap the jar and invert 10 cycles.
5. **Water-soluble additives** - Cap the jar and invert 10 cycles.
6. Let the solution stand for 15 minutes.
7. **Evaluate** the solution for uniformity and stability. The spray solution should not have free oil on the surface, or fine particles that precipitate to the bottom, or thick (clabbered) texture. **DO NOT** use any spray solution that could clog spray nozzles.

Mixing Order

1. **Water** - Begin by agitating a thoroughly clean sprayer tank 3/4 full of clean water.
2. **Agitation** - Maintain constant agitation throughout mixing and application.
3. **Inductor** - If an inductor is used, rinse it thoroughly after each component has been added.
4. **Products in PVA bags** - Place any product contained in water-soluble PVA bags into the mixing tank. Wait until all water-soluble PVA bags have fully dissolved and the product is evenly mixed in the spray tank before continuing.
5. **Water-dispersible products** (such as **Pageant Intrinsic**, dry flowables, wettable powders, suspension concentrates, or suspo-emulsions)
6. **Water-soluble products**
7. **Emulsifiable concentrates** (such as oil concentrates when applicable)
8. **Water-soluble additives** [such as Ammonium Sulfate (AMS) or Urea Ammonium Nitrate (UAN) when applicable]
9. **Remaining quantity of water**

Ensure each component is thoroughly mixed and suspended before adding tank mix partners. Maintain constant agitation during application.

Table 2. Pageant® Intrinsic™ brand fungicide Application Rates and Intervals on Ornamentals Foliar and Crown Diseases

Disease <i>Pathogen</i>	Product Use Rate per Application (ozs product/100 gallons)	Application Interval (days)*	Comments
Anthracnose <i>Colletotrichum</i> spp.	18	7 to 14	Use preventively. Begin applications when conditions are favorable for fungal infection, prior to disease symptom development.
Blossom blight Monilinia blossom blight <i>Monilinia</i> spp.	12	7 to 14	Use preventively. Begin applications when conditions are favorable for fungal infection, prior to disease symptom development.
Crown and basal rot <i>Cylindrocladium</i> spp. <i>Fusarium</i> spp. <i>Rhizoctonia solani</i> <i>Sclerotinia</i> spp.	12 to 18	7 to 14	Use preventively. Begin applications when conditions are favorable for fungal infection, prior to disease symptom development. The crown and base of the plant and the soil or potting medium surrounding the crown must be thoroughly covered.
Downy mildew <i>Peronospora</i> spp. <i>Plasmopara</i> spp.	12 to 18	7 to 10	Use preventively. Begin applications when conditions are favorable for fungal infection, prior to disease symptom development.
Leaf spot <i>Alternaria</i> spp.	4 to 8	7 to 14	Use preventively. Begin applications when conditions are favorable for fungal infection, prior to or at the first disease symptom development.
<i>Blumeriella</i> spp. <i>Cercospora</i> spp. <i>Helminthosporium</i> spp. <i>Mycosphaerella</i> spp. <i>Myrothecium</i> spp. <i>Phoma</i> spp. <i>Phomopsis</i> spp. <i>Phyllosticta</i> spp. <i>Sphaceloma</i> spp. <i>Wilsonomyces</i> spp.	8 to 12		
Phytophthora aerial blight <i>Phytophthora</i> spp.	18	7 to 10	Use preventively. Begin applications when conditions are favorable for fungal infection, prior to disease symptom development.
Powdery mildew <i>Erysiphe</i> sp. <i>Oidium</i> sp. <i>Podosphaera</i> sp. <i>Sphaerotheca</i> sp. <i>Uncinula</i> sp.	6 to 12	7 to 10	Use preventively. Begin applications when conditions are favorable for fungal infection, prior to or at the first disease symptom development.
Rot, blight <i>Botrytis</i> rot <i>Botryosphaeria</i> spp. <i>Botrytis</i> spp. <i>Coniothyrium</i> spp. <i>Exobasidium</i> spp.	12 to 18	7 to 14	Use preventively. Begin applications when conditions are favorable for fungal infection, prior to disease symptom development.

(continued)

Table 2. Pageant® Intrinsic™ brand fungicide Application Rates and Intervals on Ornamentals Foliar and Crown Diseases (continued)

Disease Pathogen	Product Use Rate per Application (ozs product/100 gallons)	Application Interval (days)*	Comments
Rust <i>Puccinia</i> spp. <i>Uromyces</i> spp.	6 to 12	7 to 14	Use preventively. Begin applications when conditions are favorable for fungal infection, prior to disease symptom development.
<i>Coleosporium</i> spp. <i>Gymnosporangium</i> spp.	12 to 18		
Scab <i>Venturia</i> spp. <i>Cladosporium</i> spp.	6 to 12	7 to 10	Use preventively. Begin applications when conditions are favorable for fungal infection, prior to disease symptom development.
* The stated interval applies to conditions under which moderate-to-high disease pressure is expected. If conditions are unfavorable for infection, or if disease pressure is absent, the interval may be extended up to 28 days.			

Application to Plugs and Propagation Trays or Beds

Use a broadcast or directed spray applied in sufficient water to obtain thorough coverage of the plant crown and plant stem with thorough wetting of the soil surface.

Drench

Apply **Pageant Intrinsic** preventively as a drench treatment for control of certain soilborne, seedling and crown diseases in production ornamentals including *Rhizoctonia solani*, and *Fusarium* spp. For control of *Phytophthora* spp. and *Pythium* spp., apply **Pageant Intrinsic** in tank mix with another fungicide effective against these diseases.

Thorough coverage and wetting of root zone, crown and base of the plant and surrounding growth media is necessary for best control. Use enough solution to wet the root zone of the plant. Provide a well-drained substrate at the time of application. Avoid watering plants for several hours before application in order to improve plant uptake of the product. Repeat applications as needed within 7 to 21 days.

See **Table 3. Pageant® Intrinsic™ brand fungicide Application Rates and Intervals on Ornamentals Soilborne Diseases** and **Table 4. Pageant Intrinsic Rate Conversions for Volume-based Applications** for more information regarding drench treatments. **DO NOT** use **Pageant Intrinsic** alone after symptoms of soilborne disease have become evident because control may not be satisfactory.

Table 3. Pageant® Intrinsic™ brand fungicide Application Rates and Intervals on Ornamentals Soilborne Diseases

Disease <i>Pathogen</i>	Product Use Rate per Application (ozs product/100 gallons)	Comments
Soilborne disease <i>Fusarium</i> spp. <i>Rhizoctonia solani</i> <i>Sclerotinia</i> spp.	12 to 18	Use as a preventive treatment. Drench the soil with a solution of 12 to 18 ozs of Pageant Intrinsic per 100 gallons. Thorough coverage and wetting of root zone, crown and base of the plant, and surrounding growth media is necessary for best control. Use enough solution to wet the root zone of the plant. Provide a well-drained substrate at the time of application. Avoid watering plants for several hours before application in order to improve plant uptake of the product. Repeat applications as needed within 7 to 21 days. Applications to Plugs and Propagation Trays or Beds. Use a broadcast or directed spray applied in sufficient water to obtain thorough coverage of the plant crown and plant stem with thorough wetting of the soil surface.
<i>Phytophthora</i> spp. <i>Pythium</i> spp.		For control of <i>Phytophthora</i> spp. and <i>Pythium</i> spp., apply Pageant Intrinsic in tank mix with another fungicide effective against these diseases using application instructions above for <i>Fusarium</i> , <i>Rhizoctonia</i> and <i>Sclerotinia</i> .

Table 4. Pageant Intrinsic Rate Conversions for Volume-based Applications

Spray Volume per Acre (gallons)	Pageant Intrinsic Rate (ozs/100 gallons)	Boscalid (lb ai/100 gallons)	Pyraclostrobin (lb ai/100 gallons)
100	4.00	0.063	0.032
	6.00	0.095	0.048
	8.00	0.126	0.064
	12.00	0.189	0.096
	18.00	0.284	0.144

Restrictions and Limitations for Ornamentals

- **DO NOT** apply more than a total of 1.9 lbs ai/A (boscalid + pyraclostrobin) [7.3 lbs (118 ozs) of **Pageant Intrinsic**] per use site acre per year.
- **DO NOT** make more than 2 sequential **Pageant Intrinsic** applications.
- **DO NOT** apply to plants that show injury (leaf phytotoxicity or plant stunting) produced by prior pesticide applications.
- **DO NOT** expose Wintercreeper (*Euonymus vegetus*) and Nine bark (*Physocarpus opulifolius*) to spray or drift containing **Pageant Intrinsic**, or injury may result.
- **DO NOT** expose grapes of varieties Concord, Fredonia, Niagara, Noiret (NY73.0136.17), Rougeon, Steuben, and Worden to spray or drift containing **Pageant Intrinsic**, or injury may result.
- **DO NOT apply by air in New York State.**

Plant Tolerance

The phytotoxic potential of **Pageant® Intrinsic™ brand fungicide** has been assessed on a wide variety of common ornamental plants with no phytotoxicity observed. Refer to **Table 5. Pageant® Intrinsic™ brand fungicide Tolerant Plant Species** for the list of plants shown to be tolerant to **Pageant Intrinsic**. Not all plant species and their varieties and cultivars have been tested for tolerance to **Pageant Intrinsic**, possible tank mix combinations of **Pageant Intrinsic**, pesticide treatments preceding or following those of **Pageant Intrinsic**, and combinations of **Pageant Intrinsic** with adjuvants or surfactants. Local conditions can also influence plant tolerance and may not match those under which BASF has conducted testing. Therefore, before using **Pageant Intrinsic**, test the product on a sample of the plant to be treated to ensure that a phytotoxic response will not occur prior to large-scale use.

Additives or spray adjuvants are usually not necessary for use with **Pageant Intrinsic**. If they are needed, use only surfactants approved for ornamental plants in combination with **Pageant Intrinsic**. Test the product combination on a sample of the plant to be treated to ensure that a phytotoxic response will not occur prior to large-scale use. **DO NOT** use organosilicone-based adjuvants with **Pageant Intrinsic** or plant phytotoxicity may result on certain ornamental species.

DO NOT expose grapes of varieties Concord, Fredonia, Niagara, Noiret (NY73.0136.17), Rougeon, Steuben, and Worden, to spray or drift containing **Pageant Intrinsic**, or injury may result. **DO NOT** expose Wintercreeper (*Euonymus vegetus*) and Nine Bark (*Physocarpus opulifolius*) to spray or drift containing **Pageant Intrinsic** or injury may result (see **Table 6. Plant Species NOT Tolerant to Pageant Intrinsic**).

Table 5. Pageant® Intrinsic™ brand fungicide Tolerant Plant Species

Plants in this table have been found to be tolerant to **Pageant Intrinsic** when it is applied according to the use directions in this label.

Common Name	Scientific Name
Abelia	<i>Abelia x grandiflora</i>
African daisy	<i>Gerbera jamesonii</i>
African violet	<i>Saintpaulia</i> spp.
Agapanthus	<i>Agapanthus</i> spp.
Almond, nonbearing	<i>Prunus dulcis</i>
Apple, nonbearing	<i>Malus x domestica</i>
Apricot, nonbearing	<i>Prunus armeniaca</i>
Aucuba	<i>Aucuba japonica</i>
Azalea	<i>Rhododendron</i> spp.
Barberry, Japanese	<i>Berberis thunbergii</i> , var. 'Golden Nugget' and 'Crimson Pygmy'
Bayberry	<i>Myrica</i> spp.
Bee balm	<i>Monarda didyma</i>
Begonia	<i>Begonia</i> spp.
Bergamot	<i>Monarda didyma</i>
Black-eyed Susan	<i>Rudbeckia fulgida</i> , 'Goldstrum'
Böndergrass	<i>Liriope</i> spp.
Boxwood	<i>Buxus</i> spp.
Butterfly bush	<i>Buddleia</i> spp.

(continued)

Table 5. Pageant® Intrinsic™ brand fungicide Tolerant Plant Species (continued)

Common Name	Scientific Name
Cactus, holiday	<i>Schlumbergera</i> spp.
Caladium	<i>Caladium x hortorum</i>
Calibrachoa	<i>Calibrachoa</i> spp.
Camellia	<i>Camellia</i> spp.
Candytuft	<i>Iberis</i> spp.
Cape jasmine	<i>Gardenia jasminoides</i>
Carnation	<i>Dianthus caryophyllus</i>
Cherry, nonbearing	<i>Prunus avium</i> , <i>Prunus cerasus</i>
Chestnut, American	<i>Castanea dentata</i>
Chrysanthemum	<i>Chrysanthemum</i> spp., <i>Dendranthema</i> spp.
Coleus	<i>Coleus</i> spp., <i>Solenostemon</i> spp.
Coneflower, orange	<i>Rudbeckia fulgida</i>
Coneflower, purple	<i>Echinacea purpurea</i>
Cosmos	<i>Cosmos</i> spp.
Crabapple	<i>Malus</i> spp., <i>Malus sylvestris</i>
Crape myrtle	<i>Lagerstroemia indica</i>
Cyclamen	<i>Cyclamen persicum</i>
Daffodil	<i>Narcissus pseudonarcissus</i>
Dahlia	<i>Dahlia</i> spp.
Daylily	<i>Hemerocallis</i> spp.
Deadnettle	<i>Lamium</i> spp.
Dieffenbachia	<i>Dieffenbachia</i> spp.
Dogwood	<i>Cornus</i> spp.
Echinacea	<i>Echinacea purpurea</i>
Elaeagnus	<i>Elaeagnus</i> spp.
Elephant ear	<i>Caladium x hortorum</i>
Euonymus	<i>Euonymus</i> spp.
Euonymus	<i>Euonymus fortunei</i>
Euonymus	<i>Euonymus kiautschovica</i>
Fir, Douglas	<i>Pseudotsuga menzesii</i>
Fountain grass	<i>Pennisetum setaceum</i> and <i>P. setaceum</i> var. 'Rubrum'
Gardenia	<i>Gardenia jasminoides</i>
Geranium	<i>Pelargonium</i> spp.
Gerbera daisy	<i>Gerbera jamesonii</i>
Gladiolus	<i>Gladiolus</i> spp.
Goldenrod	<i>Solidago</i> spp.
Grape, nonbearing	<i>Vitis</i> spp., <i>Vitis vinifera</i>

(continued)

Table 5. Pageant® Intrinsic™ brand fungicide Tolerant Plant Species (continued)

Common Name	Scientific Name
Hawthorn	<i>Crataegus</i> spp.
Hawthorn, Indian	<i>Rhaphiolepis indica</i>
Hazel, American, nonbearing	<i>Corylus americana</i>
Hazel, European, nonbearing	<i>Corylus avellana</i>
Heavenly bamboo	<i>Nandina domestica</i>
Hemlock, Western	<i>Tsuga heterophylla</i>
Holly	<i>Ilex x meserveae</i>
Holly	<i>Ilex</i> spp. and <i>Ilex crenata</i> , var. 'Helleri'
Holly, dwarf yaupon	<i>Ilex vomitoria</i> , var. 'Dwarf Yaupon'
Hollyhock	<i>Alcea rosea</i>
Honeysuckle, Japanese	<i>Lonicera japonica</i>
Hyacinth	<i>Hyacinthus orientalis</i>
Hydrangea	<i>Hydrangea</i> spp.
Hypericum	<i>Hypericum perforatum</i>
Iberis	<i>Iberis</i> spp.
Impatiens*	<i>Impatiens</i> spp.
Impatiens walleriana*	<i>Impatiens walleriana</i>
Iris	<i>Iris hollandica</i>
Juniper	<i>Juniperus</i> spp., <i>J. scopulorum</i> , <i>J. procumbens</i> , and <i>J. horizontalis</i> , var. 'Blue Rug'
Lamium	<i>Lamium</i> spp.
Lantana	<i>Lantana</i> spp.
Lavender	<i>Lavandula</i> spp.
Lilac	<i>Syringa vulgaris</i>
Lily	<i>Lilium</i> spp.
Lilyturf	<i>Liriope muscari</i>
Limonium	<i>Limonium</i> spp.
Lisianthus	<i>Eustoma grandiflora</i>
Mandevilla	<i>Mandevilla x amabilis</i>
Maple, Amur	<i>Acer ginnala</i>
Marigold	<i>Tagetes</i> spp.
Myrtle	<i>Myrtus communis</i>
Nandina	<i>Nandina domestica</i>
Nectarine, nonbearing	<i>Prunus persica</i>
Oak, Chinquapin	<i>Quercus muehlenbergii</i>
Pachysandra	<i>Pachysandra</i> spp.
Pansy	<i>Viola</i> spp.
Peace lily	<i>Spathiphyllum</i> spp.

(continued)

16/26

Table 5. Pageant® Intrinsic™ brand fungicide Tolerant Plant Species (continued)

Common Name	Scientific Name
Peach, nonbearing	<i>Prunus persica</i>
Pear, nonbearing	<i>Pyrus communis</i>
Pear, Oriental, nonbearing	<i>Pyrus pyrifolia</i>
Pecan, nonbearing	<i>Carya illinoensis</i>
Periwinkle	<i>Vinca minor</i>
Periwinkle, Madagascar	<i>Catharanthus roseus</i>
Petunia*	<i>P. hybrida</i> and <i>Petunia</i> spp.
Phlox	<i>Phlox</i> spp. and <i>P. subulata</i>
Photinia	<i>Photinia fraseri</i>
Pink	<i>Dianthus</i> spp.
Pistachio	<i>Pistacia vera</i>
Pittosporum	<i>Pittosporum tobira</i> and <i>P. tobira</i> , var. 'Wheeler's Dwarf'
Plum, nonbearing	<i>Prunus domestica</i>
Poinsettia	<i>Euphorbia pulcherrima</i>
Primrose	<i>Primula</i> spp.
Quince, nonbearing	<i>Cydonia oblonga</i>
Rhododendron	<i>Rhododendron</i> spp.
Rose	<i>Rosa</i> spp.
Rudbeckia 'Goldstrum'	<i>Rudbeckia fulgida</i>
Russian olive	<i>Elaeagnus</i> spp.
Sage, Russian	<i>Perovskia</i> spp.
Salvia	<i>Salvia nemorosa</i>
Snapdragon	<i>Antirrhinum majus</i>
Solidago	<i>Solidago</i> spp.
Speedwell, spiked	<i>Veronica spicata</i>
Spirea	<i>Spiraea</i> spp.
St. Johnswort	<i>Hypericum perforatum</i>
Statice	<i>Limonium</i> spp.
Stock	<i>Matthiola</i> spp.
Stonecrop	<i>Sedum</i> spp.
Sumac	<i>Rhus</i> spp.
Sweet flag	<i>Acorus gramineus</i>
Tea	<i>Camellia sinensis</i>
Thrift	<i>Armeria</i> spp.
Tickseed	<i>Coreopsis auriculata</i>
Transvaal daisy	<i>Gerbera jamesonii</i>
Trumpet creeper/Trumpetvine	<i>Campsis tagliabuana</i>
Tulip	<i>Tulipa</i> spp.

(continued)

Table 5. Pageant® Intrinsic™ brand fungicide Tolerant Plant Species *(continued)*

Common Name	Scientific Name
Verbena	<i>Verbena hybrida</i>
Veronica	<i>Veronica spicata</i>
Viburnum	<i>Viburnum</i>
Walnut, black, nonbearing	<i>Juglans nigra</i>
Walnut, common, nonbearing	<i>Juglans regia</i>
Water elder	<i>Viburnum opulus</i>
Wax myrtle	<i>Myrica</i> spp.
Wintercreeper	<i>Euonymus fortunei</i>
Zinnia	<i>Zinnia</i> spp.

* **Impatiens** and **petunia** occasionally have shown discoloration on the flowers following applications of **Pageant Intrinsic** made directly onto the flowers. Be cautious with application of **Pageant Intrinsic** when these species are flowering. Not all cultivars and flower colors have been evaluated. Before making applications of **Pageant Intrinsic** on the entire area, a small area should be treated first to ensure that a phytotoxic response will not occur.

Table 6. Plant Species NOT Tolerant to Pageant Intrinsic

DO NOT expose these species or varieties to **Pageant Intrinsic**.

Grape - Concord, Fredonia, Niagara, Noiret (NY73.0136.17), Rougeon, Steuben, and Worden	<i>Vitis</i> sp.
Nine bark	<i>Physocarpus opulifolius</i>
Wintercreeper	<i>Euonymus vegetus</i>

Application Instructions

Greenhouse Grown Tomato for Commercial Production

Apply **Pageant® Intrinsic™ brand fungicide** for control of Botrytis gray mold in commercial production of greenhouse grown tomatoes.

- Apply **Pageant Intrinsic** as a foliar spray in a minimum of 100 gal/A water volume.
- Allow at least 7 days between applications.
- Applicators and other handlers must wear a NIOSH approved respirator with any N, R, P, or HE filter or NIOSH approval number prefix TC-84A when applying with a mechanically pressurized handgun to greenhouse tomato.
- **DO NOT** use **Pageant Intrinsic** in transplant production for commercial field-grown tomatoes.
- **DO NOT** tank mix **Pageant Intrinsic** with adjuvants or other agricultural products in commercial production of greenhouse grown tomatoes.
- **DO NOT** apply more than a total of 1.1 lbs ai/A (boscalid + pyraclostrobin) [69 ozs/A of **Pageant Intrinsic**] per year.

Table 7. Pageant Intrinsic Crop-specific Requirements - Greenhouse Grown Tomato

Crop	Target Disease	Product Use Rate per Application (ozs/A)	Maximum Number of Applications per Crop Cycle	Maximum Rate per Crop Cycle (ozs/A)	Minimum Time from Application to Harvest (PHI) (days)
Greenhouse grown tomato (commercial production)	Botrytis gray mold <i>Botrytis cinerea</i>	23	3	69	0
<p>Application Directions. For control of Botrytis gray mold, apply 23 ozs/A of Pageant Intrinsic prior to onset of disease development when conditions favor disease development. DO NOT apply more than 69 ozs/A of product per crop cycle.</p> <p>Resistance Management. To limit potential for development of resistance, DO NOT make more than three (3) applications of Pageant Intrinsic or other Group 7 or Group 11 fungicides per crop cycle.</p> <p>DO NOT make more than one (1) application of Pageant Intrinsic before alternating to a labeled fungicide with a different mode of action for at least one (1) application.</p>					

19/
26

Tomato Transplants for Home Consumer Market

Apply **Pageant® Intrinsic™ brand fungicide** for disease control on tomato transplants grown for the consumer market in greenhouses, lathhouses, or other production structures to control foliar, stem, crown and root diseases listed in **Table 8. Pageant® Intrinsic™ brand fungicide Crop-specific Requirements - Tomato Transplants. Pageant Intrinsic is not for use on vegetable transplants intended for commercial production fields.**

To maximize disease control, apply **Pageant Intrinsic** in a regularly scheduled protective spray program and use in a rotation with other fungicides that are not in **Group 7** and **Group 11** fungicides. Because of its high specific activity, **Pageant Intrinsic** has good residual activity against target fungi.

- **DO NOT** exceed 100 gallons per acre spray volume.
- Allow at least 7 days between applications.
- **DO NOT** tank mix adjuvants or other agricultural products with **Pageant Intrinsic** for use on tomatoes.
- **DO NOT** apply more than two (2) consecutive **Pageant Intrinsic** applications in any crop production cycle. Rotate to a fungicide of a different mode of action group (**non-Group 7** or **non-Group 11** fungicides) before reapplying **Pageant Intrinsic**.
- **DO NOT** apply more than three (3) **Pageant Intrinsic** applications to any crop during a growing cycle.
- **DO NOT** apply **Pageant Intrinsic** to consecutive tomato crops within the same production structure. Alternate to other effective fungicides with different modes of action from **Group 7** or **Group 11** fungicides.
- **Pageant Intrinsic** is not for use in transplant production systems intended for commercial production fields.
- **DO NOT** apply more than a total of 1.9 lbs ai (boscalid + pyraclostrobin) [7.3 lbs (118 ozs) of **Pageant Intrinsic**] in the same production structure per year.

Table 8. Pageant® Intrinsic™ brand fungicide Crop-specific Requirements - Tomato Transplants

Crop	Target Disease	Product Use Rate per Application (ozs/100 gallons)	Application Interval (days)*	Comments
Tomato Transplants (home consumer market only)	Crown and basal rot <i>Fusarium</i> spp. <i>Rhizoctonia solani</i> <i>Sclerotinia</i> spp.	12 to 18	7 to 14	Use preventively. Begin applications when conditions are favorable for fungal infection, prior to disease symptom development. The crown and base of the plant and the soil or potting medium surrounding the crown must be thoroughly covered.
	Damping-off <i>Rhizoctonia</i> spp. <i>Pythium</i> spp.	12 to 18	7 to 14	Use preventively. Begin applications when conditions are favorable for fungal infection, prior to disease symptom development. The crown and base of the plant and the soil or potting medium surrounding the crown must be thoroughly covered.
	Downy mildew <i>Peronospora</i> spp. <i>Plasmopara</i> spp.	12 to 18	7 to 10	Use preventively. Begin applications when conditions are favorable for fungal infection, prior to disease symptom development.
	Spots and blights <i>Alternaria</i> spp. <i>Cercospora</i> spp. <i>Phoma</i> spp. <i>Septoria</i> spp.	8 to 12	7 to 14	Use preventively. Begin applications when conditions are favorable for fungal infection, prior to or at the first disease symptom development.
	Phytophthora blight <i>Phytophthora</i> spp.	18	7 to 10	Use preventively. Begin applications when conditions are favorable for fungal infection, prior to or at the first disease symptom development. Alternate and/or tank mix with chlorothalonil, mancozeb or fixed copper fungicides for late blight protection of tomato.
	Powdery mildew <i>Leveillula</i> spp. <i>Oidiopsis</i> spp. <i>Oidium</i> spp.	6 to 12	7 to 10	Use preventively. Begin applications when conditions are favorable for fungal infection, prior to or at the first disease symptom development.
	Rots and blights Botrytis rot <i>Botrytis</i> spp.	12 to 18	7 to 10	Use preventively. Begin applications when conditions are favorable for fungal infection, prior to disease symptom development.

Application Directions. Apply **Pageant Intrinsic** preventively for production of tomato transplants in greenhouses, lath-houses, or other production structures for home consumer market only.

Begin when conditions are favorable for fungal infection, prior to disease symptom development.

For control of listed diseases, apply **Pageant Intrinsic** as a broadcast or directed spray applied in sufficient water to obtain coverage of the plant crown and plant stem through wetting of the soil surface.

*The stated interval applies to conditions under which moderate-to-high disease pressure is expected. If conditions are unfavorable for infection, or if disease pressure is absent, the interval can be extended up to 28 days.

Conditions of Sale and Warranty

The **Directions For Use** of this product reflect the opinion of experts based on field use and tests. The directions are believed to be reliable and must be followed carefully. However, it is impossible to eliminate all risks inherently associated with the use of this product. Crop injury, ineffectiveness or other unintended consequences may result because of such factors as weather conditions, presence of other materials, or use of the product in a manner inconsistent with its labeling, all of which are beyond the control of BASF CORPORATION ("BASF") or the Seller. To the extent consistent with applicable law, all such risks shall be assumed by the Buyer.

BASF warrants that this product conforms to the chemical description on the label and is reasonably fit for the purposes referred to in the **Directions For Use**, subject to the inherent risks, referred to above.

TO THE EXTENT CONSISTENT WITH APPLICABLE LAW, BASF MAKES NO OTHER EXPRESS OR IMPLIED WARRANTY OF FITNESS OR MERCHANTABILITY OR ANY OTHER EXPRESS OR IMPLIED WARRANTY.

TO THE EXTENT CONSISTENT WITH APPLICABLE LAW, BUYER'S EXCLUSIVE REMEDY AND BASF'S EXCLUSIVE LIABILITY, WHETHER IN CONTRACT, TORT, NEGLIGENCE, STRICT LIABILITY, OR OTHERWISE, SHALL BE LIMITED TO REPAYMENT OF THE PURCHASE PRICE OF THE PRODUCT.

TO THE EXTENT CONSISTENT WITH APPLICABLE LAW, BASF AND THE SELLER DISCLAIM ANY LIABILITY FOR CONSEQUENTIAL, EXEMPLARY, SPECIAL OR INDIRECT DAMAGES RESULTING FROM THE USE OR HANDLING OF THIS PRODUCT.

BASF and the Seller offer this product, and the Buyer and User accept it, subject to the foregoing **Conditions of Sale and Warranty** which may be varied only by agreement in writing signed by a duly authorized representative of BASF.

1108

Pageant is a registered trademark of BASF

Intrinsic is a trademark of BASF

© 2014 BASF Corporation
All rights reserved.

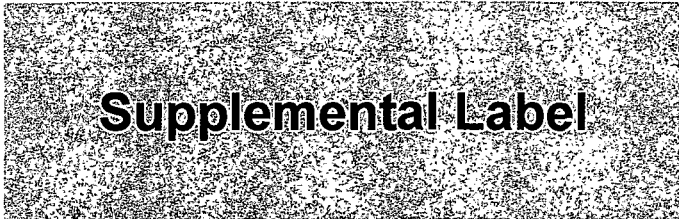
007969-00251.20140411.NVA 2014-04-280-0118
Based on: NVA 2013-04-280-0231

BASF Corporation
26 Davis Drive
Research Triangle Park, NC 27709



The Chemical Company

Group 7 11 Fungicide



For disease control and plant health in greenhouse tomato (commercial production) and tomato transplants for the home consumer market

This label expires on May 30, 2016 and must not be used or distributed after this date.

Active Ingredients:

pyraclostrobin*: (carbamic acid, [2-[[[1-(4-chlorophenyl)-1H-pyrazol-3-yl]oxy)methyl]phenyl] methoxy-, methyl ester)	12.8%
boscalid**: 3-pyridinecarboxamide,2-chloro-N-(4'-chloro(1,1'-biphenyl)-2-yl)-	25.2%
Other Ingredients:.....	62.0%
Total:	100.0%

* 0.128 oz (0.008 lb) of pyraclostrobin in 1 oz of product
** 0.252 oz (0.0158 lb) of boscalid in 1 oz of product

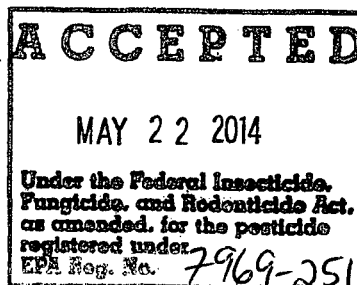
EPA Reg. No. 7969-251

Directions For Use

- It is a violation of federal law to use this product in a manner inconsistent with its labeling.
- The supplemental labeling and the entire Pageant® Intrinsic™ brand fungicide container label, EPA Reg. No. 7969-251, must be in possession of the user at the time of application.
- Read the label affixed to the container for Pageant Intrinsic before applying.
- Use of Pageant Intrinsic according to this labeling is subject to the use precautions and limitations imposed by the label affixed to the container for Pageant Intrinsic.

Application Information

Refer to the Pageant Intrinsic main label for additional application instructions and restrictions.



Application Instructions

Greenhouse Grown Tomato for Commercial Production

Apply **Pageant® Intrinsic™** brand fungicide for control of Botrytis gray mold in commercial production of greenhouse grown tomatoes.

- Apply **Pageant Intrinsic** as a foliar spray in a minimum of 100 gal/A water volume.
- Allow at least 7 days between applications.
- Applicators and other handlers must wear a NIOSH approved respirator with any N, R, P, or HE filter or NIOSH approval number prefix TC-84A when applying with a mechanically pressurized handgun to greenhouse tomato.
- **DO NOT** use **Pageant Intrinsic** in transplant production for commercial field-grown tomatoes.
- **DO NOT** tank mix **Pageant Intrinsic** with adjuvants or other agricultural products in commercial production of greenhouse grown tomatoes.
- **DO NOT** apply more than a total of 1.1 lbs ai/A (boscalid + pyraclostrobin) [69 ozs/A of **Pageant Intrinsic**] per year.

Table 1. Pageant Intrinsic Crop-specific Requirements – Greenhouse Grown Tomato

Crop	Target Disease	Product Use Rate per Application (ozs/A)	Maximum Number of Applications per Crop Cycle	Maximum Rate per Crop Cycle (ozs/A)	Minimum Time from Application to Harvest (PHI) (days)
Greenhouse grown tomato (commercial production)	Botrytis gray mold <i>Botrytis cinerea</i>	23	3	69	0

Application Directions. For control of Botrytis gray mold, apply 23 ozs/A of **Pageant Intrinsic** prior to onset of disease development when conditions favor disease development. **DO NOT** apply more than 69 ozs/A of product per crop cycle.

Resistance Management. To limit potential for development of resistance, **DO NOT** make more than three (3) applications of **Pageant Intrinsic** or other **Group 7** or **Group 11** fungicides per crop cycle.

DO NOT make more than one (1) application of **Pageant Intrinsic** before alternating to a labeled fungicide with a different mode of action for at least one (1) application.

Tomato Transplants for Home Consumer Market

Apply **Pageant® Intrinsic™** brand fungicide for disease control on tomato transplants grown for the consumer market in greenhouses, lathhouses, or other production structures to control foliar, stem, crown and root diseases listed in **Table 2. Pageant® Intrinsic™ brand fungicide Crop-specific Requirements - Tomato Transplants.**

Pageant Intrinsic is not for use on vegetable transplants intended for commercial production fields.

To maximize disease control, apply **Pageant Intrinsic** in a regularly scheduled protective spray program and use in a rotation with other fungicides that are not in **Group 7** and **Group 11** fungicides. Because of its high specific activity, **Pageant Intrinsic** has good residual activity against target fungi.

- **DO NOT** exceed 100 gallons per acre spray volume.
- Allow at least 7 days between applications.
- **DO NOT** tank mix adjuvants or other agricultural products with **Pageant Intrinsic** for use on tomatoes.
- **DO NOT** apply more than two (2) consecutive **Pageant Intrinsic** applications in any crop production cycle. Rotate to a fungicide of a different mode of action group (**non-Group 7** or **non-Group 11** fungicides) before reapplying **Pageant Intrinsic**.
- **DO NOT** apply more than three (3) **Pageant Intrinsic** applications to any crop during a growing cycle.
- **DO NOT** apply **Pageant Intrinsic** to consecutive tomato crops within the same production structure. Alternate to other effective fungicides with different modes of action from **Group 7** or **Group 11** fungicides.
- **Pageant Intrinsic** is not for use in transplant production systems intended for commercial production fields.
- **DO NOT** apply more than a total of 1.9 lbs ai (boscalid + pyraclostrobin) [7.3 lbs (118 ozs) of **Pageant Intrinsic**] in the same production structure per year.

Table 2. Pageant® Intrinsic™ brand fungicide Crop-specific Requirements – Tomato Transplants

Crop	Target Disease	Product Use Rate per Application (ozs/100 gallons)	Application Interval (days)*	Comments
Tomato Transplants (home consumer market only)	Crown and basal rot <i>Fusarium</i> spp. <i>Rhizoctonia solani</i> <i>Sclerotinia</i> spp.	12 to 18	7 to 14	Use preventively. Begin applications when conditions are favorable for fungal infection, prior to disease symptom development. The crown and base of the plant and the soil or potting medium surrounding the crown must be thoroughly covered.
	Damping-off <i>Rhizoctonia</i> spp. <i>Pythium</i> spp.	12 to 18	7 to 14	Use preventively. Begin applications when conditions are favorable for fungal infection, prior to disease symptom development. The crown and base of the plant and the soil or potting medium surrounding the crown must be thoroughly covered.
	Downy mildew <i>Peronospora</i> spp. <i>Plasmopara</i> spp.	12 to 18	7 to 10	Use preventively. Begin applications when conditions are favorable for fungal infection, prior to disease symptom development.
	Spots and blights <i>Alternaria</i> spp. <i>Cercospora</i> spp. <i>Phoma</i> spp. <i>Septoria</i> spp.	8 to 12	7 to 14	Use preventively. Begin applications when conditions are favorable for fungal infection, prior to or at the first disease symptom development.
	Phytophthora blight <i>Phytophthora</i> spp.	18	7 to 10	Use preventively. Begin applications when conditions are favorable for fungal infection, prior to or at the first disease symptom development. Alternate and/or tank mix with chlorothalonil, mancozeb or fixed copper fungicides for late blight protection of tomato.
	Powdery mildew <i>Leveillula</i> spp. <i>Oidiopsis</i> spp. <i>Oidium</i> spp.	6 to 12	7 to 10	Use preventively. Begin applications when conditions are favorable for fungal infection, prior to or at the first disease symptom development.
	Rots and blights Botrytis rot <i>Botrytis</i> spp.	12 to 18	7 to 10	Use preventively. Begin applications when conditions are favorable for fungal infection, prior to disease symptom development.

Application Directions. Apply **Pageant Intrinsic** preventively for production of tomato transplants in greenhouses, lathhouses, or other production structures for home consumer market only.

Begin when conditions are favorable for fungal infection, prior to disease symptom development.

For control of listed diseases, apply **Pageant Intrinsic** as a broadcast or directed spray applied in sufficient water to obtain coverage of the plant crown and plant stem through wetting of the soil surface.

*The stated interval applies to conditions under which moderate-to-high disease pressure is expected. If conditions are unfavorable for infection, or if disease pressure is absent, the interval can be extended up to 28 days.

Conditions of Sale and Warranty

The **Directions For Use** of this product reflect the opinion of experts based on field use and tests. The directions are believed to be reliable and must be followed carefully. However, it is impossible to eliminate all risks inherently associated with the use of this product. Crop injury, ineffectiveness or other unintended consequences may result because of such factors as weather conditions, presence of other materials, or use of the product in a manner inconsistent with its labeling, all of which are beyond the control of BASF CORPORATION ("BASF") or the Seller. To the extent consistent with applicable law, all such risks shall be assumed by the Buyer.

BASF warrants that this product conforms to the chemical description on the label and is reasonably fit for the purposes referred to in the **Directions For Use**, subject to the inherent risks, referred to above.

TO THE EXTENT CONSISTENT WITH APPLICABLE LAW, BASF MAKES NO OTHER EXPRESS OR IMPLIED WARRANTY OF FITNESS OR MERCHANTABILITY OR ANY OTHER EXPRESS OR IMPLIED WARRANTY.

TO THE EXTENT CONSISTENT WITH APPLICABLE LAW, BUYER'S EXCLUSIVE REMEDY AND BASF'S EXCLUSIVE LIABILITY, WHETHER IN CONTRACT, TORT, NEGLIGENCE, STRICT LIABILITY, OR OTHERWISE, SHALL BE LIMITED TO REPAYMENT OF THE PURCHASE PRICE OF THE PRODUCT.

TO THE EXTENT CONSISTENT WITH APPLICABLE LAW, BASF AND THE SELLER DISCLAIM ANY LIABILITY FOR CONSEQUENTIAL, EXEMPLARY, SPECIAL OR INDIRECT DAMAGES RESULTING FROM THE USE OR HANDLING OF THIS PRODUCT.

BASF and the Seller offer this product, and the Buyer and User accept it, subject to the foregoing **Conditions of Sale and Warranty** which may be varied only by agreement in writing signed by a duly authorized representative of BASF.

1108

Pageant is a registered trademark of BASF.

Intrinsic is a trademark of BASF.

©2014 BASF Corporation
All rights reserved.

007969-00251.20140410b.NVA 2014-04-280-0120

Supersedes: NVA 2013-04-280-0117

BASF Corporation
26 Davis Drive
Research Triangle Park, NC 27709



The Chemical Company