

7969-150

6/14/2012

1 of 15



UNITED STATES ENVIRONMENTAL PROTECTION AGENCY
Washington, D C 20460

OFFICE OF
CHEMICAL SAFETY AND
POLLUTION PREVENTION

Jeffery H Birk
BASF
26 Davis Drive
Research Triangle Park, NC 27709

JUN 14 2012

Subject Label Amendment revising the First Aid Statement as requested
in EPA letter dated May 23, 2012
Product name Distinct Herbicide
EPA Reg No 7969-150
Application Dated May 30, 2012

Dear Mr Birk

The labeling referred to above, submitted in connection with registration under the Federal Insecticide, Fungicide, and Rodenticide Act (FIFRA), as amended, is acceptable

A stamped copy of your label is enclosed for your records. This label supersedes all previously accepted labels. You must submit one (1) copy of the final printed label before you release the product for shipment. Products shipped after eighteen (18) months from the date of this letter must bear the new revised label. If these conditions are not complied with, the registration will be subject to cancellation in accordance with FIFRA §6(e). Your release for shipment of the product constitutes acceptance of these conditions.

If you have any questions, please contact Grant Rowland at 703-347-0254 or at Rowland.Grant@epa.gov

Sincerely,

A handwritten signature in black ink, appearing to read "Kathryn Montague".

Kathryn Montague
Product Manager 23
Herbicide Branch
Registration Division (7505P)



The Chemical Company

JUN 14 2012
7969-150

Distinct®

herbicide

For weed control in field corn, popcorn, sweet corn, between-crop application, Conservation Reserve Program land, noncropland sites, pasture, hay, and rangeland

Active Ingredients

sodium salt of diflufenzopyr 2 (1 [[[3 5 difluorophenylamino]carbonyl) hydrazono]ethyl) 3 pyridinecarboxylic acid sodium salt* 21.3% ✓

sodium salt of dicamba 3 6 dichloro o anisic acid** 55.0% ✓

Other Ingredients

23.7%

Total

100.0%

This product contains 20% 2 (1 [[[3 5 difluorophenylamino]carbonyl) hydrazono]ethyl) 3 pyridinecarboxylic acid (diflufenzopyr) or 0.20 pound acid equivalent per pound of product

This product contains 50% 3 6 dichloro o anisic acid or 0.50 pound acid equivalent per pound of product

EPA Reg No 7969-150

EPA Est No

**KEEP OUT OF REACH OF CHILDREN
CAUTION/PRECAUCIÓN**

Si usted no entiende la etiqueta busque a alguien para que se la explique a usted en detalle (If you do not understand the label find someone to explain it to you in detail)

See inside for complete **First Aid Precautionary Statements Directions For Use Conditions of Sale and Warranty** and state specific crop and/or use site restrictions

In case of an emergency endangering life or property involving this product, call day or night 1-800-832-HELP (4357)

Net Contents

BASF Corporation
26 Davis Drive Research Triangle Park NC 27709

Handwritten marks and symbols on the right side of the page.

FIRST AID	
If in eyes	<ul style="list-style-type: none"> • Hold eyes open and rinse slowly and gently with water for 15 to 20 minutes • Remove contact lenses if present after first 5 minutes then continue rinsing eyes • Call a poison control center or doctor for treatment advice
If on skin or clothing	<ul style="list-style-type: none"> • Take off contaminated clothing • Rinse skin immediately with plenty of water for 15 to 20 minutes • Call a poison control center or doctor for treatment advice
If swallowed	<ul style="list-style-type: none"> • Call a poison control center or doctor immediately for treatment advice • Have person sip a glass of water if able to swallow • DO NOT induce vomiting unless told to by a poison control center or doctor • DO NOT give anything by mouth to an unconscious person
✓ HOTLINE NUMBER	
Have the product container or label with you when calling a poison control center or doctor or when going for treatment You may also contact BASF Corporation for emergency medical treatment information 1 800 832 HELP (4357)	

✓ **Precautionary Statements**

Hazards to Humans and Domestic Animals

✓ **CAUTION** Causes moderate eye irritation Avoid contact with skin eyes or clothing Harmful if swallowed Harmful if absorbed through skin Prolonged or frequently repeated skin contact may cause allergic reactions in some individuals

Personal Protective Equipment (PPE)

✓ Some materials that are chemically resistant to this product are natural rubber nitrile rubber and viton If you want more options follow the instructions for **Category A** on an EPA chemical resistance category selection chart

All mixers, loaders, applicators, and other handlers must wear

- Long sleeved shirt and long pants
- Shoes plus socks
- Chemical resistant gloves (except for pilots)

See **Engineering Controls Statement** for additional requirements and exceptions

- ✓ Follow the manufacturer's instructions for cleaning and maintaining PPE If no such instructions for washables exist use detergent and hot water Keep and wash PPE separately from other laundry

USER SAFETY RECOMMENDATIONS

✓ **Users should**

- Wash hands before eating drinking chewing gum using tobacco or using the toilet
- Remove clothing/PPE immediately if pesticide gets inside Then wash thoroughly and put on clean clothing
- Remove PPE immediately after handling this product Wash the outside of gloves before removing As soon as possible wash thoroughly and change into clean clothing

Engineering Controls Statement

✓ When handlers use closed systems enclosed cabs or aircraft in a manner that meets the requirements listed in the Worker Protection Standard (WPS) for agricultural pesticides [40 CFR 170 240(d)(4 6)] the handler PPE requirements may be reduced or modified as specified in the WPS Pilots must use cockpits in a manner that meets the requirements listed in the Worker Protection Standard (WPS) for agricultural pesticides [40 CFR 170 240(d)(4 6)]

✓ **Environmental Hazards**

✓ **DO NOT** apply directly to water or to areas where surface water is present or to intertidal areas below the mean high water mark **DO NOT** contaminate water when disposing of equipment washwater or rinsates This chemical is known to leach through soil into groundwater under certain conditions as a result of agricultural use Use of this chemical in areas where soils are permeable particularly where the water table is shallow may result in groundwater contamination

Ground and Surface Water Protection

✓ **Point-source Contamination** To prevent point source contamination **DO NOT** mix/load this pesticide product within 50 feet of wells (including abandoned wells and drainage wells) sinkholes perennial or intermittent streams and rivers and natural or impounded lakes and reservoirs **DO NOT** apply pesticide product within 50 feet of wells This setback does not apply to properly capped or plugged abandoned wells and does not apply to impervious pad or properly diked mixing/loading areas as described below

Mixing loading rinsing or washing operations performed within 50 feet of a well are allowed only when conducted on an impervious pad constructed to withstand the weight of the heaviest load that may be on or move across the pad The pad must be self contained to prevent surface water flow over or from the pad The pad capacity must be maintained at 110% that of the largest pesticide container or application equipment used on the pad and have sufficient capacity to contain all product spills equipment or container leaks equipment washwater and rainwater that may fall

on the pad The containment capacity does not apply to vehicles delivering pesticide shipments to the mixing/loading site States may have in effect additional requirements regarding wellhead setbacks and operational containment

Care must be taken when using this product to prevent back siphoning into wells spills or improper disposal of excess pesticide spray mixture or rinsate Check valves or antisiphoning devices must be used on all mixing equipment

Movement by Surface Runoff or Through Soil

DO NOT apply under conditions which favor runoff

DO NOT apply to impervious substrates such as paved or highly compacted surfaces in areas with high potential for groundwater contamination Groundwater contamination may occur in areas where soils are permeable or coarse and groundwater is near the surface **DO NOT** apply to soils classified as sand with less than 3% organic matter and where groundwater depth is shallow To minimize the possibility of groundwater contamination carefully follow application rate as specified

Movement by Water Erosion of Treated Soil

DO NOT apply or incorporate this product through any type of irrigation equipment or by flood or furrow irrigation Ensure treated areas have received at least 1/2 inch rainfall or irrigation before using tailwater for subsequent irrigation of other fields

Endangered Species Concerns

The use of any pesticide in a manner that may kill or otherwise harm an endangered species or adversely modify their habitat is a violation of federal law

To ensure the protection of known populations of threatened and endangered plants when applying **Distinct® herbicide** to pasture rangeland and noncropland sites

- 1 Federal agencies must follow NEPA regulations to ensure protection of threatened and endangered plants
- 2 State agencies must work with the Fish and Wildlife Service or the Service's designated state conservation agency to ensure protection of threatened and endangered plants
- 3 Other organizations or individuals must operate under a Habitat Conservation Plan if threatened or endangered plants are known to be present on the land to be treated

Apply **Distinct** only when the potential for drift to known populations of threatened or endangered plant species is minimal (e.g. when wind is blowing away from the sensitive area)

Directions For Use

It is a violation of federal law to use this product in a manner inconsistent with its labeling All applicable directions restrictions precautions and **Conditions of Sale and Warranty** are to be followed This labeling must be in the user's possession during application

DO NOT apply this product in a way that will contact workers or other persons either directly or through drift Only protected handlers may be in the area during application For any requirements specific to your state or tribe consult the agency responsible for pesticide regulation

For ground application only except where otherwise directed

AGRICULTURAL USE REQUIREMENTS

Use this product only in accordance with its labeling and with the Worker Protection Standard 40 CFR part 170 This standard contains requirements for the protection of agricultural workers on farms forests nurseries and greenhouses and handlers of agricultural pesticides It contains requirements for training decontamination notification and emergency assistance It also contains specific instructions and exceptions pertaining to the statements on this label about personal protective equipment (PPE) and restricted entry interval The requirements in this box only apply to uses of this product that are covered by the Worker Protection Standard

DO NOT enter or allow worker entry into treated areas during the restricted entry interval (REI) of **24 hours**

PPE required for early entry to treated areas that is permitted under the Worker Protection Standard and that involves contact with anything that has been treated such as plants soil or water is

- Coveralls worn over short sleeved shirt and short pants
- Chemical resistant footwear plus socks
- Chemical resistant gloves made of any waterproof material
- Chemical resistant headgear for overhead exposure
- Protective eyewear

NONAGRICULTURAL USE REQUIREMENTS

The requirements in this box apply to uses of this product that are NOT within the scope of the Worker Protection Standard (WPS) for agricultural pesticides (40 CFR Part 170) The WPS applies when this product is used to produce agricultural plants on farms forests nurseries or greenhouses

Noncropland pasture and rangeland weed control is not within the scope of the Worker Protection Standard See **Product Information** for a description of noncropland sites

DO NOT enter or allow others to enter treated areas until sprays have dried

STORAGE AND DISPOSAL

✓ **DO NOT** contaminate water food or feed by storage or disposal

Pesticide Storage

✓ Store product in original container only Store product in a cool dry place **DO NOT** store this product under wet conditions Avoid cross contamination with other pesticides

Pesticide Disposal

✓ Wastes resulting from use of this product must be disposed of on site or at an approved waste disposal facility Improper disposal of excess pesticide spray mix or rinsate is a violation of federal law If these wastes can not be disposed of according to label instructions contact the state agency responsible for pesticide regulation or the Hazardous Waste representative at the nearest EPA Regional Office for guidance

Container Handling

✓ **Nonrefillable Container DO NOT** reuse or refill this container Triple rinse or pressure rinse container (or equivalent) promptly after emptying then offer for recycling if available or reconditioning if appropriate or puncture and dispose of in a sanitary landfill or by incineration or by other procedures approved by state and local authorities

Triple rinse containers small enough to shake (capacity ≤ 50 pounds) as follows

✓ Empty the remaining contents into application equipment or a mix tank Fill the container 1/4 full with water and recap Shake for 10 seconds Pour rinsate into application equipment or a mix tank or store rinsate for later use or disposal Drain for 10 seconds after the flow begins to drip Repeat this procedure two more times

Triple rinse containers too large to shake (capacity > 50 pounds) as follows

✓ Empty the remaining contents into application equipment or a mix tank Fill the container 1/4 full with water Replace and tighten closures Tip container on its side and roll it back and forth ensuring at least one complete revolution for 30 seconds Stand the container on its end and tip it back and forth several times Turn the container over onto its other end and tip it back and forth several times Empty the rinsate into application equipment or a mix tank or store rinsate for later use or disposal Repeat this procedure two more times

✓ **Pressure rinse as follows** Empty the remaining contents into application equipment or mix tank Hold container upside down over application equipment or mix tank or collect rinsate for later use or disposal Insert pressure rinsing nozzle in the side of the container and rinse at about 40 PSI for at least 30 seconds Drain for 10 seconds after the flow begins to drip

In Case of Emergency

In case of large scale spillage regarding this product call

- ✓ • CHEMTREC 1 800 424 9300
- BASF Corporation 1 800 832 HELP (4357)

✓ In case of medical emergency regarding this product call

- Your local doctor for immediate treatment
- Your local poison control center (hospital)
- BASF Corporation 1 800 832 HELP (4357)

Product Information

Distinct® herbicide is a selective postemergence herbicide for the control of annual and biennial broadleaf weeds and control or suppression of many perennial broadleaf weeds in field corn popcorn sweet corn between crop application Conservation Reserve Program land noncropland sites pasture hay and rangeland sites Examples of noncropland sites include but are not limited to railroad utility pipeline and highway rights of way rail road crossings utility plant sites petroleum tank farms pumping installations nonagricultural fencerows and airports

Distinct provides suppression of annual grass weeds at appropriate rates Emerged grass up to 3 inches tall will cease growing but may remain green for weeks after application Regrowth of grass is limited when crop canopies over row middles

Distinct may be applied sequentially or tank mixed with a grass herbicide for a complete weed control program refer to **Tank Mixing Information**

Use of this product in certain portions of Oregon and Washington is subject to the January 22 2004 Order for Injunctive Relief in Washington Toxics Coalition, et al v EP C01 0132C (W D WA) For further information please refer to <http://www.epa.gov/espp/litstatus/wtc/index.html>

Mode of Action

Distinct is absorbed by leaves roots and shoots and is translocated to the growing points of sensitive weeds to provide postemergence control of emerged weeds as well as moderate residual control of germinating weeds

✓ **Distinct** controls weeds by auxin transport inhibition and auxin agonist modes of action In addition **Distinct** can complement the activity of other auxin like herbicides such as clopyralid picloram and triclopyr

Weeds treated with **Distinct** will typically display symptoms within several hours and be controlled in 3 to 7 days Control of larger annual biennial or perennial weeds may require additional time Treated weeds will stop growing soon after application Broadleaf weeds will display epinastic twisting and crinkling symptoms before becoming necrotic

Crop Tolerance

Labeled crops are generally very tolerant to **Distinct® herbicide** application. Temporary injury may occur under conditions of crop stress or rapid growth. Crop stress can be caused by drought, poor fertility, other pesticides (i.e. other herbicides) or foliar damage because of hail, wind or insects. Injury can be avoided by agronomic practices that promote good crop growth and minimize stress conditions, especially combinations of stress factors. Crop leaning may occur during periods of rapid growth but is usually temporary and dissipates within 7 days without subsequent yield reduction.

Crops growing under stress conditions such as drought, poor fertility or foliar damage because of hail, wind or insects can exhibit various injury symptoms that may be more pronounced if herbicides are applied.

Coverage

Weeds must be thoroughly covered with spray. Dense leaf canopies shelter smaller weeds and can prevent adequate spray coverage.

Cultivation

Avoid disturbing (e.g. tillage or cultivating) treated areas for at least 7 days following application to allow best herbicide uptake, translocation, and weed control.

Cleaning Spray Equipment

Clean application equipment thoroughly using a strong detergent or commercial sprayer cleaner according to the manufacturer's directions. Triple rinse the equipment before and after applying this product.

Application Instructions

Best product performance is obtained when **Distinct** is applied to actively growing weeds. **Distinct** may be applied as a ground broadcast or spot spray application or as an aerial application (only as directed) at a rate of 4 to 8 ounces per acre plus spray additive (see **Spray Additives**). **DO NOT** make aerial application to corn. To avoid uneven spray coverage, **DO NOT** apply **Distinct** during periods of gusty winds or when wind speed exceeds 10 mph.

Weeds treated with **Distinct** will typically display symptoms within several hours and be controlled in 3 to 7 days. Treated weeds will stop growing soon after application. Broadleaf weeds will display epinastic twisting and crinkling symptoms before becoming necrotic. Suppressed grass weeds may display some epinasty and remain stunted and green.

Aerial Application Methods and Equipment

Use 2 or more gallons of water per acre. Select nozzles designed to produce a minimal amount of fine spray particles. The actual minimum spray volume per acre is determined by the spray equipment used. Use adequate spray volume

to provide accurate and uniform distribution of spray particles over the treated area and to avoid spray drift. Make aerial application at the lowest safe height to reduce exposing the spray to evaporation and wind.

Managing Spray Drift from Aerial Application

- ✓ Applicators must follow these requirements to avoid off target drift movement:
 - **Boom length** The distance of the outermost nozzles on the boom must not exceed 3/4 the length of the wingspan or rotor.
 - **Nozzle orientation** Nozzles must always point backward parallel with the airstream and never be pointed downward more than 45 degrees.
 - **Application height** Without compromising aircraft safety, make applications at a height of 10 feet or less above the crop canopy or tallest plants. Applicators must follow the most restrictive use cautions to avoid drift hazards, including those found in this labeling as well as applicable state and local regulations and ordinances.

Ground Application Methods and Equipment

- ✓ **Distinct**, a wettable granule formulation, can be applied using water as the spray carrier.
- ✓ **Water Volume** Select an appropriate spray volume that ensures adequate coverage of the target weed species. Use higher water volumes when treating dense or tall vegetation. **DO NOT** apply less than 3 gallons of spray volume per acre.
- ✓ **Application Equipment** Use ground application equipment that will provide good spray coverage of weed foliage. Exercise preventive measures to avoid drift onto nontarget areas.

Managing Spray Drift from Ground Application

Spray drift from application equipment or the use of poorly cleaned equipment may cause injury to broadleaf crops such as tobacco and soybeans. Avoid application when spray particles can be carried by wind to areas where broadleaf crops or plants are growing or when temperature inversions exist. **DO NOT** apply **Distinct** during periods of gusty wind or when wind speed exceeds 10 mph or uneven spray coverage may occur. **DO NOT** spray near sensitive crops if wind exceeds 10 mph toward sensitive plants.

Use coarse spray (volume median diameter of 400 microns or more) to avoid potential herbicide drift. Select nozzles designed to produce a minimal amount of fine spray particles (less than 200 microns) such as Spray Systems air induction extended range (AIXR). Keep the spray pressure at or below 20 psi and the spray volume at or above 20 gallons per acre unless otherwise required by the manufacturer of drift reducing nozzles. Consult your spray nozzle supplier concerning the choice of drift reducing nozzles. Agriculturally approved drift reducing additives may be used.

MANAGING OFF-TARGET MOVEMENT

Spray Drift

Avoiding spray drift at the application site is the responsibility of the applicator. The interaction of many equipment related and weather related factors determines the potential for spray drift. The applicator and the grower are responsible for considering all these factors when making decisions.

Spray drift from application equipment or the use of poorly cleaned equipment may cause injury to desirable broadleaf trees and plants, particularly beans, cotton, flowers, fruit trees, grapes, ornamentals, peas, potatoes, soybeans, sunflowers, tobacco, and other broadleaf plants when contacting their roots, stems, or foliage. These plants are most sensitive to **Distinct® herbicide** during their development or growing stage.

Only apply this product when the potential for drift to these and other adjacent sensitive areas (e.g. residential areas, bodies of water, known habitat for threatened or endangered species, or nontarget crops) is minimal.

DO NOT apply when the following conditions exist that increase the likelihood of spray drift from intended targets: high or gusty winds, high temperatures, low humidity, and temperature inversions.

To minimize spray drift, the applicator should be familiar with and take into account the following drift reduction advisory information. Additional information may be available from state enforcement agencies or the Cooperative Extension on the application of this product.

The best drift management strategy and most effective way to reduce drift potential is to apply large droplets that provide sufficient coverage and control. Applying larger droplets reduces drift potential but will not prevent drift if applications are made improperly or under unfavorable environmental conditions (see **Wind Temperature and Humidity** and **Temperature Inversions**).

Controlling droplet size

- **Volume** Use high flow rate nozzles to apply the highest practical spray volume. Nozzles with higher rated flows produce larger droplets.
- **Pressure** **DO NOT** exceed the nozzle manufacturer's recommended pressures. For many nozzle types, lower pressure produces larger droplets. When higher flow rates are needed, use higher flow rate nozzles instead of increasing pressure.
- **Number of Nozzles** Use the minimum number of nozzles that provide uniform coverage.
- **Nozzle Orientation** Orienting nozzles so that the spray is released parallel to the airstream produces larger droplets than other orientations and is recommended practice. Significant deflection from the horizontal will reduce droplet size and increase drift potential.
- **Nozzle Type** Use a nozzle type that is designed for the intended application. With most nozzle types, narrower spray angles produce larger droplets. Consider using low drift nozzles. Solid stream nozzles oriented straight

back produce the largest droplets and the lowest drift. **DO NOT** use nozzles producing a mist droplet spray.

Application Height

Making applications at the lowest possible height (aircraft ground driven spray boom) that is safe and practical reduces exposure of droplets to evaporation and wind.

Swath Adjustment

When applications are made with a crosswind, the swath will be displaced downwind. Therefore, on the upwind and downwind edges of the field, the applicator must compensate for this displacement by adjusting the path of the application equipment (e.g. aircraft, ground) upwind. Swath adjustment distance should increase with increasing drift potential (higher wind, smaller droplets, etc.).

Wind

Drift potential is lowest between wind speeds of 3 to 10 mph. However, many factors, including droplet size and equipment type, determine drift potential at any given speed. Application should be avoided below 3 mph due to variable wind direction and high inversion potential.

NOTE Local terrain can influence wind patterns. Every applicator should be familiar with local wind patterns and how they affect spray drift. **Distinct** should not be applied during periods of gusty wind or when wind speed exceeds 10 mph as uneven spray coverage may occur.

Temperature and Humidity

When making applications in low relative humidity, set up equipment to produce larger droplets to compensate for evaporation. Droplet evaporation is most severe when conditions are both hot and dry.

Temperature Inversions

Drift potential is high during a temperature inversion. Temperature inversions restrict vertical air mixing, which causes small suspended droplets to remain in a concentrated cloud, which can move in unpredictable directions due to the light, variable winds common during inversions. Temperature inversions are characterized by increasing temperatures with altitude and are common on nights with limited cloud cover and light to no wind. They begin to form as the sun sets and often continue into the morning. Their presence can be indicated by ground fog; however, if fog is not present, inversions can also be identified by the movement of smoke from a ground source or an aircraft smoke generator. Smoke that layers and moves laterally in a concentrated cloud (under low wind conditions) indicates an inversion, while smoke that moves upward and rapidly dissipates indicates good vertical air mixing.

Wind Erosion

Avoid treating powdery, dry, or light sandy soils when conditions are favorable for wind erosion. Under these conditions, the soil surface should first be settled by rainfall or irrigation.

Spray Additives

✓ Adjuvants must be used with **Distinct® herbicide** for consistent weed control

Nonionic Surfactant (all uses)

✓ Use 1 quart (0.25% volume/volume [v/v]) of an 80% active nonionic spray surfactant per 100 gallons of water

Nitrogen Source

(field corn, popcorn, sweet corn, between-crop application)

✓ For best results under most conditions combine a nonionic surfactant (NIS) with urea ammonium nitrate (UAN). Use a minimum of 5 quarts UAN (28% to 34% nitrogen) per 100 gallons. Spray grade ammonium sulfate (AMS) (21% nitrogen) may be substituted for UAN at a minimum of 5 lbs/100 gallons spray mix. Use high quality AMS (spray grade) to avoid plugging nozzles. When using AMS dissolve **Distinct** in the tank before adding AMS. Because most nitrogen solutions are mildly corrosive to galvanized steel, mild steel, and brass spray equipment, rinse the entire spray system with water soon after use.

Methylated Seed Oil

(CRP, noncropland pasture, and rangeland)

✓ Methylated vegetable based seed oil concentrate may be used at the rate of 1.5 to 2 pints per acre. When using spray volumes greater than 30 gallons per acre, mix methylated seed oil (MSO) or vegetable based seed oil concentrates at 1% of the total spray volume. Methylated seed oils may aid in deposition and uptake of **Distinct** for hard to control perennials, waxy leaf species, or when plants are under moisture or temperature stress.

Compatibility Test for Mix Components

✓ Add components in the following sequence using 2 teaspoons for each pound of dry product or 1 teaspoon for each pint of liquid product of specified label rate per acre. **EXAMPLE** 1 teaspoon per 8 ozs/A **Distinct** rate

- ✓ 1 **Water** For 20 gallons per acre spray volume use 3.3 cups (800 ml) of water. For other spray volumes adjust rates accordingly. Use only water from the intended source at the source temperature.
- ✓ 2 **Products in PVA bags** Cap the jar and invert 10 cycles.
- ✓ 3 **Water-dispersible products** (dry flowables, wettable powders, suspension concentrates, or suspo emulsions) Cap the jar and invert 10 cycles.
- ✓ 4 **Water-soluble products** such as **Distinct** Cap the jar and invert 10 cycles.
- ✓ 5 **Emulsifiable concentrates** Cap the jar and invert 10 cycles.
- ✓ 6 **Water-soluble additives** (i.e. AMS, NIS, or UAN when applicable) Cap the jar and invert 10 cycles.
- ✓ 7 Let the solution stand for 15 minutes.

8 **Evaluate** the solution for uniformity and stability. The spray solution should not have free oil on the surface or fine particles that precipitate to the bottom or thick (clabbered) texture. If the spray solution is not compatible, repeat the compatibility test with the addition of a suitable compatibility agent. If the solution is then compatible, use the compatibility agent as directed on its label. If the solution is still incompatible, **DO NOT** mix the ingredients in the same tank.

Mixing Order

- ✓ 1 **Water** Begin by agitating a thoroughly clean sprayer tank 1/2 full of clean water.*
 - ✓ 2 **Products in PVA bags** Place any product contained in water soluble PVA bags into the mixing tank. Wait until all water soluble PVA bags have fully dissolved and the product is evenly mixed in the spray tank before continuing.
 - ✓ 3 **Water-dispersible products** (dry flowables, wettable powders, suspension concentrates, or suspo emulsions)
 - ✓ 4 **Water-soluble products** such as **Distinct**
 - ✓ 5 **Emulsifiable concentrates**
 - ✓ 6 **Water soluble additives** (NIS, AMS, or UAN when applicable)
 - ✓ 7 **Remaining quantity of water**
- ✓ Maintain constant agitation during application. For more information, refer to **Tank Mixing Information**.

✓ User may fill the spray tank from a nurse tank containing an AMS product dissolved in water. For this method, thoroughly dissolve the AMS product before adding **Distinct**. **Distinct** must be thoroughly dissolved before adding additional products or additives. Verify that the AMS pre-mix water alternative is compatible with other tank mix components.

Tank Mixing Information

Use **Distinct** sequentially or tank mix with other herbicides as part of a complete weed control program. Tank mix recommendations are for use only in states where the sequential or tank mix product and application site are registered. Refer to **Table 1** and **Crop-specific Information** for more details and for specific tank mix restrictions. Local agricultural authorities may be a source of information when using other than BASF recommended tank mixes. Read and follow the applicable restrictions and limitations and **Directions For Use** on all products involved in tank mixing. The most restrictive labeling applies to tank mixes.

Physical incompatibility, reduced weed control, or crop injury may result from mixing **Distinct** with other pesticides (fungicides, herbicides, insecticides, or miticides), additives, or fertilizers.




Table 1 Tank Mix Options for Noncropland, Pasture, and Rangeland

Tank Mix Partner	Distinct® herbicide Tank Mix Rate (ozs/A)
Noncropland, Pasture, and Rangeland	
clopyralid (Redeem® Stinger® Transline®)	4
picloram (Grazon® P+D Tordon®)	4
triclopyr (Garlon® 3A Garlon® 4 Remedy®)	4
Plateau® herbicide	4 to 8
2 4 D	4 to 8
chlorsulfuron (Telar®)	4 to 8
glyphosate	4 to 8
metsulfuron methyl (Ally® Escort®)	4 to 8
Noncropland Only²	
Arsenal® herbicide	4 to 8
Sahara® DG herbicide	4 to 8
Paramount® herbicide ³	4
Pendulum® herbicide	4 to 8
diuron	4 to 8
fluroxypyr (Vista®)	4 to 8
sulfometuron methyl (Oust®)	4 to 8
<p>Redeem is a combination of triclopyr and clopyralid</p> <p>² Tank mixtures with these products are for noncropland sites only. Read and follow applicable Directions For Use restrictions and limitations and registered use sites for the appropriate tank mix partner</p> <p>³ Always include 1.5 pts/A MSO</p>	

Restrictions and Limitations

- **Maximum seasonal use rate** Refer to **Table 2**
- **Agricultural use sites REI - 24 hours**
- **Noncropland use sites DO NOT** enter treated areas without protective clothing until sprays have dried
- **Rainfast period Distinct** is rainfast **4 hours** after application when used with recommended adjuvants according to **Spray Additives**
- **DO NOT** apply to crops showing injury (leaf phytotoxicity or plant stunting) produced by any other prior herbicide application because this injury may be enhanced or prolonged
- **DO NOT** apply if corn is more than 36 inches tall or with in 15 days before tassel emergence whichever comes first
- Allow a minimum of 15 days between sequential applications of **Distinct**
- **Preharvest interval (PHI)**
 - DO NOT** apply within **32 days** before corn forage harvest
 - DO NOT** apply within **72 days** before corn grain and stover harvest
- Pasture and rangeland grass treated with **Distinct** can be grazed immediately after application or harvested for livestock feed **7 days** after application
- **DO NOT** apply through any type of irrigation system
- **DO NOT** treat irrigation ditches or water used for crop irrigation or domestic uses
- Aerial application prohibited unless otherwise directed
- This product cannot be used to formulate or reformulate any other pesticide product
- **Crop Rotation Restrictions DO NOT** plant any crops within **120 days** after the last application of **Distinct** with the following exceptions
 If at least 1 inch of rainfall or overhead irrigation is received following the last application of **Distinct** (less than or equal to 4 ozs/A only) alfalfa cereal grain crops cotton grain sorghum and soybeans may be planted following **30 days** after the rainfall/irrigation event in all states except California. In the event of crop failure corn can be replanted 7 or more days after application

Table 2 Crop or Use Site Restrictions and Limitations

Crop or Use Site	Maximum Rate per Application (ozs/A)	Maximum Rate per Season (ozs/A)	PHI (days)	Livestock Grazing or Cutting for Hay Permitted
Field corn forage	8	10	32	No
Field corn grain or stover	8	10	72	No
Sweet corn forage	4	6	32	No
Sweet corn grain or stover	4	6	72	No
Noncropland areas	8	10	NA	No
CRP land	8	8	NA	No
Pasture	8	8	0 grazing	Yes
Hay			7 cutting for hay	
Rangeland				

NA = not applicable

Crop-specific Information

Corn

Field Corn grown for Grain, Seed, or Silage, and Popcorn

Before applying **Distinct**® herbicide to popcorn or seed corn verify the selectivity of **Distinct** on the inbred line or popcorn hybrid with your local seed corn company to help avoid potential injury of sensitive lines

Refer to **Sweet Corn** section for use on sweet corn

Application Rate and Timing

Distinct can be applied at the rates and growth stages listed in **Table 3** in all tillage systems (e.g. conventional no till reduced tillage)

- **Preplant Application in Reduced or No-till Corn**
Distinct can be applied up to 7 days before planting corn at 4 to 6 ozs/A. When planting into a legume sod (e.g. alfalfa or clover) apply **Distinct** at 6 to 8 ozs/A after 4 to 6 inches of regrowth. Allow at least 15 days before planting if using more than 6 ozs/A. Adjuvants must be used with **Distinct** to achieve consistent weed control. **DO NOT** use crop oil with **Distinct** after crop emergence or crop injury may result.

When using liquid fertilizer as the carrier always pre slurry **Distinct** in water before adding to fertilizer solutions. Add the **Distinct** slurry to the final complete fertilizer mixture. **DO NOT** add **Distinct** during the fertilizer mixing process. Always use good agitation while adding the **Distinct** slurry to liquid fertilizers. maintain good agitation until sprayed. Conduct a compatibility test with all components when using liquid fertilizers as a carrier for **Distinct**. Use of sprayable fluid fertilizer as the carrier is not recommended for application of **Distinct** made after corn emergence.

- **Very Early Postemergence** (spike through 4 inch corn stage) Apply **Distinct** at 4 ozs/A
- **Early Postemergence** (4 inch to 10 inch corn stage) Apply **Distinct** at 6 to 8 ozs/A to provide knockdown and residual control through corn canopy closure. Apply **Distinct** early postemergence to minimize weed competition and maximize corn yield potential.
- **Mid-postemergence** (10 inch to 24 inch corn stage) Apply **Distinct** at 4 ozs/A
- **Late Postemergence (Rescue) Application with Drop Nozzles** Apply **Distinct** at 4 ozs/A to corn 24 inches to 36 inches tall when using drop nozzles. **DO NOT** apply when corn is within 15 days of tassel emergence. Avoid direct spray application into the whorl of corn plants or crop injury may occur.

- **Split Application** Split applications of **Distinct** may be made during a growing season. **DO NOT** exceed a total of 10 ounces of **Distinct** per treated acre per crop year. Allow a minimum of 15 days between sequential applications of **Distinct**.

Table 3 Application Rate and Timing in Field Corn and Popcorn

Application Timing	Corn Stage ¹	Distinct Rate (ozs/A)
Preplant	At least 7 days before planting ²	4 to 8
Very Early Postemergence	Spike to 4 inches	4
Early Postemergence	4 to 10 inches	6 to 8*
Mid-Postemergence	10 to 24 inches	4
Late Postemergence (Rescue)	24 to 36 inches ³	4

Measure corn height to the arch of the highest leaf that is more than 50% emerged
²Allow at least 15 days before planting if using more than 6 ozs/A
³**DO NOT** make application if corn is within 15 days of tassel emergence
 Use up to 8 ozs/A of **Distinct** for enhanced perennial weed control or increased annual grass suppression

Field Corn Tank Mixes and Sequential Uses

In addition to control of many broadleaf weed species **Distinct** offers herbistatic suppression of several annual grass weeds that may enhance overall control of your grass herbicide program. For commercial control of grass use **Distinct** as a sequential postemergence treatment following a preemergence grass herbicide (e.g. **G-MaxLite™ herbicide Outlook® herbicide**) or in tank mix combination with a postemergence grass herbicide (e.g. **Accent® herbicide Option® herbicide**).

Corn Tank Mix Restrictions and Limitations

Distinct may be applied sequentially or in tank mixes with other herbicides registered for use in corn (including herbicides registered for use in corn hybrids tolerant to glyphosate, glufosinate, and imidazolinone) with the following limitations:

- When tank mixing **Distinct** for use on popcorn ensure that the tank mix partner is registered for use in popcorn.
- When tank mixing **Option** a methylated seed oil (MSO) at the rate of 1.5 pints per acre may be used in place of a nonionic surfactant.

- ✓ **DO NOT** use **Distinct** herbicide postemergence in tank mixes with plant growth regulating herbicides such as those products that contain dicamba 2,4-D or clopyralid (e.g. **Banvel** herbicide **Celebrity** Plus herbicide **Clarity** herbicide **Hornet** herbicide **Marksman** herbicide **NorthStar** herbicide **Shotgun** herbicide **Weedone** 64 herbicide)
- ✓ Additionally separate sequential treatments with these products by at least 15 days
- ✓ **DO NOT** use tank mixes with emulsifiable concentrate (EC) formulations of chloroacetamide grass herbicides (e.g. **Dual II Magnum** herbicide **Harness** herbicide **Outlook** herbicide **Surpass** herbicide) after corn emergence
- ✓ **Distinct** may be used sequentially with all soil applied insecticides or used sequentially or in tank mixes with foliar applied insecticides with the following limitations
- ✓ **DO NOT** use **Distinct** in foliar applied tank mixes with **Ambush** EC insecticide or **Lorsban** insecticide. However sequential treatments with these products may be used if applications are separated by at least 7 days
- ✓ **DO NOT** apply by air to corn

Sweet Corn

- ✓ Use in sweet corn not permitted in California unless otherwise directed by supplemental labeling
- Apply 2 to 4 ozs/A of **Distinct** for suppression of broadleaf weeds listed in **Table 4**. Apply when weeds are less than 3 inches tall and when sweet corn is from 4 inches to 24 inches tall. For improved spray coverage of weeds and to minimize risk of crop injury use drop nozzles that direct the spray away from the whorls and beneath the leaves of sweet corn greater than 10 inches tall. Use only a nonionic surfactant at a rate of 0.25% v/v (1 quart per 100 gallons) as the spray additive when applying this product on sweet corn.

Sweet Corn Restrictions and Limitations

- ✓ **DO NOT** apply to sweet corn without first verifying the selectivity of **Distinct** on your specific hybrid with your local seed supplier
- ✓ **DO NOT** use **Distinct** on sweet corn grown for seed production
- ✓ If sequential applications are used applications must be separated by a minimum of 2 weeks and must not exceed a total of 6 ozs/A per season. Sweet corn ears or forage may be harvested at 32 or more days after application
- ✓ **DO NOT** apply within 72 days of dry grain or stover harvest
- ✓ **DO NOT** apply by air to sweet corn

Tank Mixes

- ✓ **Distinct** may be tank mixed with atrazine or **Basagran** herbicide for improved broadleaf weed control in sweet

corn **DO NOT** tank mix with other herbicides or insecticides when using **Distinct** in sweet corn

Between-crop Application

Fall Application

Following crop harvest and prior to frost apply 2 to 8 ozs/A of **Distinct** to control emerged broadleaf weeds. For best performance apply **Distinct** when weeds are in the 2 leaf to 4 leaf stage or when rosettes are less than 2 inches across

Any crop may be planted the following spring 120 days after application in the fall. Refer to **Restrictions and Limitations** for details on crop rotation restrictions within 120 days and maximum seasonal use rate

Spring Application

Apply 2 to 4 ozs/A of **Distinct** to control emerged broadleaf weeds in the spring. For best performance apply **Distinct** when weeds are in the 2 leaf to 4 leaf stage or when rosettes are less than 2 inches across

Following a **Distinct** application and a minimum accumulation of 1 inch rainfall or overhead irrigation a 30 day waiting interval is required prior to planting alfalfa cereal grain crops corn cotton grain sorghum and soybeans. A 120 day waiting interval is required before planting all other crops

- **DO NOT** make **Distinct** spring between crop application in geographic areas with average rainfall less than 25 inches or in California
- **DO NOT** exceed 4 ozs/A in a spring between crop application
- **DO NOT** exceed maximum rate per season when applying **both** fall and spring applications to site. See **Table 2** for maximum rate per season by crop or use site
- **DO NOT** apply additional dicamba containing products (e.g. **Banvel** **Clarity**) in tank mixture or sequentially in the same spring season

Site-specific Information

Rights-of-Way, Industrial Areas, and other Noncropland Sites

Distinct may be applied by ground and aerial application methods at 2 to 8 ozs/A for broadleaf weed control in roadside utility pipeline and railroad rights of way and other noncropland sites. See **Table 4** for weed list

Distinct may be applied alone or with suitable tank mixes to broaden or enhance weed control. See **Table 1** for additional information on tank mixes. **Distinct** may be used for postemergence broadleaf weed control in noncropland sites where total vegetation control is desired

DO NOT apply more than 10 ozs/A of **Distinct** per season in rights of way industrial areas and other noncropland sites

Pasture and Rangeland

- ✓ **Distinct® herbicide** may be applied by ground and aerial application methods [Alternate Text by ground and aerial application methods with aerial only permitted in the states of Colorado Kansas Montana Nebraska South Dakota Utah and Wyoming] at 2 to 8 ozs/A in pasture and range land sites for postemergence broadleaf weed control see **Table 4** for weed list **Distinct** may be used alone or in combination with other pasture/rangeland labeled herbicides to enhance control of perennial weeds or complement the spectrum of weeds controlled See **Table 1** for additional information on tank mixes
- ✓ **DO NOT** apply more than 8 ozs/A of **Distinct** per season in pasture and rangeland
- DO NOT** apply **Distinct** to small grains grown for pasture or to newly seeded grass Established grass growing under environmental stress can exhibit various injury symptoms that may be more pronounced if herbicides are applied
- ✓ **Distinct** may injure bentgrass buffalograss carpetgrass St Augustinegrass and velvetgrass **Distinct** will severely injure alfalfa clover lespedeza vetch wild winter peas and other legumes
- ✓ Pasture and rangeland grass treated with **Distinct** can be grazed immediately after application or harvested for live stock feed **7 days** after application

Conservation Reserve Programs

- ✓ **Distinct** may be applied by ground and aerial application methods [Alternate Text by ground and aerial application methods with aerial only permitted in the states of Colorado Kansas Montana Nebraska South Dakota Utah and Wyoming] at 2 to 8 ozs/A in established grass stands in Conservation Reserve Programs (CRP) or federal Set aside Programs for postemergence broadleaf weed control **Distinct** may be used alone or in combination with other CRP labeled herbicides to enhance control of perennial weeds or complement the spectrum of weeds controlled
- ✓ **DO NOT** apply more than 8 ozs/A of **Distinct** per season in CRP land
- ✓ **DO NOT** apply **Distinct** to newly seeded grass Established grass growing under environmental stress can exhibit various injury symptoms that may be more pronounced if herbicides are applied **Distinct** may injure bentgrass buffalograss carpetgrass St Augustinegrass and velvetgrass **Distinct** will severely injure alfalfa clover lespedeza vetch wild winter peas and other legumes

Weeds Controlled

Distinct will provide postemergence control of annual and biennial broadleaf weeds and control or suppression of many perennial broadleaf weeds including ALS resistant¹ and triazine resistant biotypes

Distinct provides suppression of annual grass weeds at appropriate rates Emerged grass up to 3 inches tall will cease growing but may remain green for weeks after application Regrowth of grass is limited when crop canopies over row middles

ALS (acetolactate synthase) resistant weeds include those weeds resistant to the sulfonylurea imidazolinone and/or sulfonamide family of herbicides




Table 4 Weed Control List

Common Name	Scientific Name
Annual Weeds	
Amaranth Palmer	<i>Amaranthus palmeri</i>
Amaranth Powell	<i>Amaranthus powellii</i>
Amaranth spiny	<i>Amaranthus spinosus</i>
Aster slender	<i>Aster subulatus</i>
Barnyardgrass ²	<i>Echinochloa crus galli</i>
Bedstraw catchweed	<i>Galium aparine</i>
Beggarweed Florida	<i>Desmodium tortuosum</i>
Broomweed common	<i>Gutierrezia dracunculoides</i>
Buckwheat wild	<i>Polygonum convolvulus</i>
Buffalobur	<i>Solanum rostratum</i>
Burcucumber	<i>Sicyos angulatus</i>
Buttercup corn	<i>Ranunculus arvensis</i>
Buttercup hairy	<i>Ranunculus sardous</i>
Buttercup roughseed	<i>Ranunculus muricatus</i>
Buttercup Western field	<i>Ranunculus occidentalis</i>
Carpetweed	<i>Mollugo verticillata</i>
Catchfly nightflowering	<i>Silene noctiflorum</i>
Chamomile corn	<i>Anthemis arvensis</i>
Chickweed common	<i>Stellaria media</i>
Clover annual	<i>Trifolium spp</i>
Cockle corn	<i>Agrostemma githago</i>
Cockle cow	<i>Vaccaria pyramidata</i>
Cocklebur common	<i>Xanthium strumarium</i>
Croton tropic	<i>Croton glandulosus</i>
Croton woolly	<i>Croton capitatus</i>
Daisy English	<i>Bellis perennis</i>
Devil's claw	<i>Proboscidea louisianica</i>
Eveningprimrose cutleaf	<i>Oenothera laciniata</i>
Fleabane annual	<i>Erigeron annuus</i>
Flixweed	<i>Descurainia sophia</i>
Foxtail giant ²	<i>Setaria faberi</i>
Foxtail green ²	<i>Setaria viridis</i>
Foxtail yellow ²	<i>Setaria glauca</i>
Goosefoot nettleleaf	<i>Chenopodium murale</i>
Henbit	<i>Lamium amplexicaule</i>
Jimsonweed	<i>Datura stramonium</i>
Johnsongrass seedling ²	<i>Sorghum halepense</i>
Knotweed prostrate	<i>Polygonum aviculare</i>
Kochia	<i>Kochia scoparia</i>
Ladysthumb	<i>Polygonum persicaria</i>
Lambsquarters common	<i>Chenopodium album</i>
Lettuce prickly	<i>Lactuca scariola</i>
Mallow Venice	<i>Hibiscus trionum</i>
Marestail (Horseweed)	<i>Conyza canadensis</i>
Mayweed	<i>Anthemis cotula</i>
Morningglory entireleaf	<i>Ipomoea hederacea</i> var <i>integruscula</i>
Morningglory ivyleaf	<i>Ipomoea hederacea</i>

(continued)

Table 4 Weed Control List (continued)

Common Name	Scientific Name
Annual Weeds (continued)	
Morningglory pitted	<i>Ipomoea lacunosa</i>
Morningglory smallflower	<i>Jacquemontia tamnifolia</i>
Morningglory tall	<i>Ipomoea purpurea</i>
Mustard tall	<i>Sisymbrium loeselli</i>
Mustard tansy	<i>Descurainia pinnata</i>
Mustard wild	<i>Sinapis arvensis</i>
Mustard yellowtop	<i>Sinapis spp</i>
Nightshade black	<i>Solanum nigrum</i>
Nightshade Eastern black	<i>Solanum ptycanthum</i>
Nightshade hairy	<i>Solanum sarrachoides</i>
Panicum fall ²	<i>Panicum dichotomiflorum</i>
Pennycress field	<i>Thlaspi arvense</i>
Pepperweed Virginia	<i>Lepidium virginicum</i>
Pigweed Palmer	<i>Amaranthus palmeri</i>
Pigweed prostrate	<i>Amaranthus bitoides</i>
Pigweed redroot (Carelessweed)	<i>Amaranthus retroflexus</i>
Pigweed rough	<i>Amaranthus retroflexus</i>
Pigweed smooth	<i>Amaranthus hybridus</i>
Pigweed spiny	<i>Amaranthus spinosus</i>
Pigweed tumble	<i>Amaranthus albus</i>
Pineappleweed	<i>Matricaria matricarioides</i>
Poorjoe	<i>Diodia teres</i>
Puncturevine	<i>Tribulus terrestris</i>
Purslane common	<i>Portulaca oleracea</i>
Pusley Florida	<i>Richardia scabra</i>
Radish wild	<i>Raphanus raphanistrum</i>
Ragweed common	<i>Ambrosia artemisiifolia</i>
Ragweed giant (Buffaloweed)	<i>Ambrosia trifida</i>
Ragweed lanceleaf	<i>Ambrosia bidentata</i>
Sesbania hemp	<i>Sesbania exaltata</i>
Shattercane ²	<i>Sorghum bicolor</i>
Shepherd's purse	<i>Capsella bursa pastoris</i>
Sicklepod	<i>Cassia obtusifolia</i>
Sida prickly (Teaweed)	<i>Sida spinosa</i>
Signalgrass broadleaf ²	<i>Urochloa platyphylla</i>
Smartweed green	<i>Polygonum scaberrimum</i>
Smartweed Pennsylvania	<i>Polygonum pennsylvanicum</i>
Smellmelon	<i>Cucumis melo</i>
Sneezeweed bitter	<i>Helenium amarum</i>
Sowthistle annual	<i>Sonchus oleraceus</i>
Sowthistle spiny	<i>Sonchus asper</i>
Spurge prostrate	<i>Caryocaryocarpa humistrata</i>
Spurry corn	<i>Spergula arvensis</i>
Starbur bristly	<i>Acanthospermum spidum</i>
Sumpweed rough	<i>Iva ciliata</i>
Sunflower common (wild)	<i>Helianthus arvensis</i>
Sunflower volunteer	<i>Helianthus annuus</i>

(continued)

Table 4 Weed Control List (continued)

Common Name	Scientific Name
Annual Weeds (continued)	
Thistle Russian	<i>Salsola iberica</i>
Velvetleaf	<i>Abutilon theophrasti</i>
Waterhemp common	<i>Amaranthus rudis</i>
Waterhemp tall	<i>Amaranthus tuberculatus</i>
Waterprimrose winged	<i>Ludwigia decurrens</i>
Wormwood	<i>Artemisia annua</i>
Vetch hairy	<i>Vicia villosa</i>
Biennial Weeds	
Burdock common	<i>Arctium minus</i>
Carrot wild (Queen Anne's lace)	<i>Daucus carota</i>
Cockle white	<i>Melandrium album</i>
Eveningprimrose common	<i>Oenothera biennis</i>
Geranium Carolina	<i>Geranium carolinianum</i>
Gromwell	<i>Lithospermum spp</i>
Knapweed diffuse	<i>Centaurea diffusa</i>
Knapweed spotted	<i>Centaurea maculosa</i>
Mallow dwarf	<i>Malva borealis</i>
Parsnip wild	<i>Pastinaca sativa</i>
Plantain bracted	<i>Plantago aristata</i>
Ragwort tansy	<i>Senecio jacobaea</i>
Starthistle yellow	<i>Centaurea solstitialis</i>
Sweetclover	<i>Mellilotus spp</i>
Teasel	<i>Dipsacus sativus</i>
Thistle bull	<i>Cirsium vulgare</i>
Thistle musk	<i>Carduus nutans</i>
Thistle plumeless	<i>Carduus acanthoides</i>
Perennial Weeds	
Alfalfa ¹	<i>Medicago sativa</i>
Bindweed field ¹	<i>Convolvulus arvensis</i>
Bindweed hedge ¹	<i>Calystegia sepium</i>
Buckbrush	<i>Ceanothus cuneatus</i>
Buttercup bulbous	<i>Ranunculus bulbosus</i>
Buttercup creeping	<i>Ranunculus repens</i>
Clover white ¹	<i>Trifolium repens</i>
Daisy oxeye	<i>Leucanthemum vulgare</i>
Dandelion common ¹	<i>Taraxacum officinale</i>
Dock broadleaf ¹	<i>Rumex obtusifolius</i>
Dock curly ¹	<i>Rumex crispus</i>
Dogbane hemp ¹	<i>Apocynum cannabinum</i>
Dogfennel (Cypressweed)	<i>Eupatorium capillifolium</i>
Goldenrod Canada	<i>Solidago canadensis</i>
Goldenrod Missouri	<i>Solidago missouriensis</i>
Goldenrod rigid	<i>Oligoneuron rigidum</i>
Horsenettle Carolina ¹	<i>Solanum carolinense</i>
Knapweed spotted ¹	<i>Centaurea maculosa</i>
Lespedeza sericea	<i>Lespedeza cuneata</i>


(continued)

Table 4 Weed Control List (continued)

Common Name	Scientific Name
Perennial Weeds (continued)	
Milkweed climbing	<i>Funastrum cyanchoides</i>
Milkweed common ¹	<i>Asclepias syriaca</i>
Milkweed honeyvine ¹	<i>Ampelamus albidus</i>
Nightshade silverleaf ¹	<i>Solanum elaeagnifolium</i>
Plantain broadleaf ¹	<i>Plantago major</i>
Plantain buckhorn	<i>Plantago lanceolata</i>
Pokeweed ¹	<i>Phytolacca americana</i>
Potato volunteer ¹	<i>Solanum tuberosum</i>
Ragweed western	<i>Ambrosia psilostachya</i>
Sensitive brier catclaw	<i>Mimosa nuttallii</i>
Skeletonweed rush	<i>Chondrilla juncea</i>
Smartweed swamp ¹	<i>Polygonum coccineum</i>
Sneezeweed common	<i>Helianthus autumnale</i>
Sowthistle perennial ¹	<i>Sonchus arvensis</i>
Thistle Canada ¹	<i>Cirsium arvense</i>
Yankeeeweed	<i>Eupatorium compositifolium</i>
Yarrow common	<i>Achillea millefolium</i>

¹ Partially controlled or suppressed

² **Distinct® herbicide** provides suppression of annual grass weeds at appropriate rates. Emerged grass up to 3 inches tall will cease growing but may remain green for weeks after application. Regrowth of grass is limited when crop canopies over row middles.



Conditions of Sale and Warranty

The **Directions For Use** of this product reflect the opinion of experts based on field use and tests. The directions are believed to be reliable and must be followed carefully. However, it is impossible to eliminate all risks inherently associated with the use of this product. Crop injury, ineffectiveness or other unintended consequences may result because of such factors as weather conditions, presence of other materials, or use of the product in a manner inconsistent with its labeling, all of which are beyond the control of BASF CORPORATION (BASF) or the Seller. To the extent consistent with applicable law, all such risks shall be assumed by the Buyer.

BASF warrants that this product conforms to the chemical description on the label and is reasonably fit for the purposes referred to in the **Directions For Use**, subject to the inherent risks referred to above.

TO THE EXTENT CONSISTENT WITH APPLICABLE LAW, BASF MAKES NO OTHER EXPRESS OR IMPLIED WARRANTY OF FITNESS OR MERCHANTABILITY OR ANY OTHER EXPRESS OR IMPLIED WARRANTY.

TO THE EXTENT CONSISTENT WITH APPLICABLE LAW, BUYER'S EXCLUSIVE REMEDY AND BASF'S EXCLUSIVE LIABILITY, WHETHER IN CONTRACT, TORT, NEGLIGENCE, STRICT LIABILITY, OR OTHERWISE, SHALL BE LIMITED TO REPAYMENT OF THE PURCHASE PRICE OF THE PRODUCT.

TO THE EXTENT CONSISTENT WITH APPLICABLE LAW, BASF AND THE SELLER DISCLAIM ANY LIABILITY FOR CONSEQUENTIAL, EXEMPLARY, SPECIAL OR INDIRECT DAMAGES RESULTING FROM THE USE OR HANDLING OF THIS PRODUCT.

BASF and the Seller offer this product, and the Buyer and User accept it, subject to the foregoing **Conditions of Sale and Warranty** which may be varied only by agreement in writing signed by a duly authorized representative of BASF.

1108

Arsenal Banvel Basagran Celebrity Clarity Distinct Marksman Outlook Paramount Pendulum Plateau and Sahara are registered trademarks of BASF Corporation.

G-Max Lite is a trademark of BASF.

Accent Ally Escort Oust and Telar are registered trademarks of E I duPont de Nemours and Company.

Ambush Dual II Magnum and NorthStar are registered trademarks of a Syngenta Group Company.

Garlon Grazon Redeem Remedy Stinger Tordon Transline and Vista are registered trademarks of Dow AgroSciences LLC.

Harness is a registered trademark of Monsanto Technology LLC.

Lorsban Hornet and Surpass are registered trademarks of Dow AgroSciences LLC.

Option is a registered trademark of Bayer.

Shotgun is a registered trademark of Platte Chemical Company.

Weedone is a registered trademark of Nufarm Inc.

© 2012 BASF Corporation
All rights reserved

007969 00150 20120524 **NVA 2012-04 C78-0134**
Supersedes NVA 2011 04 078 0143

BASF Corporation
26 Davis Drive
Research Triangle Park, NC 27709

