

NOTIFICATION
PM 25 7969-129

10/17

Form Approved. OMB No. 2070-0060. Approval expires 05-31-98.



United States
Environmental Protection Agency
Washington, DC 20460

Registration
 Amendment
 Other

OPP Identifier Number
247539

Application for Pesticide - Section I

| | | |
|--|---|--|
| 1. Company/Product Number 7969-129 | 2. EPA Product Manager ROBERT J TAYLOR | 3. Proposed Classification <input checked="" type="checkbox"/> None <input type="checkbox"/> Restricted |
| 4. Company/Product (Name) POAST 3.5 HERBICIDE | PM# 25 | |
| 5. Name and Address of Applicant (Include ZIP Code) BASF CORPORATION AGRICULTURAL CHEMICALS PO BOX 13528 RESEARCH TRIANGLE PARK NC 27709-3528 <input type="checkbox"/> Check if this is a new address | 6. Expedited Review. In accordance with FIFRA Section 3(c)(3)(b)(i), my product is similar or identical in composition and labeling to: EPA Reg. No. _____ Product Name _____ | |

Section - II

| | |
|--|--|
| <input type="checkbox"/> Amendment - Explain below. | <input type="checkbox"/> Final printed labels in response to Agency letter dated _____ |
| <input type="checkbox"/> Resubmission in response to Agency letter dated _____ | <input type="checkbox"/> "Me Too" Application. |
| <input checked="" type="checkbox"/> Notification - Explain below. | <input type="checkbox"/> Other - Explain below. |

Explanation: Use additional page(s) if necessary. (For section I and Section II.)

CORRECTION OF TYPOGRAPHICAL ERRORS

NOTIFICATION

JAN 2 1997

Section - III

| | | | | | |
|---|---|--|-----------------------|---|--|
| 1. Material This Product Will Be Packaged In: | | | | 2. Type of Container | |
| Child-Resistant Packaging <input type="checkbox"/> Yes* <input type="checkbox"/> No | Unit Packaging <input type="checkbox"/> Yes <input type="checkbox"/> No | Water Soluble Packaging <input type="checkbox"/> Yes <input type="checkbox"/> No | | <input type="checkbox"/> Metal | <input type="checkbox"/> Plastic |
| * Certification must be submitted | If "Yes" Unit Packaging wgt. | No. per container | If "Yes" Package wgt. | No. per container | <input type="checkbox"/> Glass |
| | | | | | <input type="checkbox"/> Paper |
| | | | | | <input type="checkbox"/> Other (Specify) _____ |
| 3. Location of Net Contents Information <input type="checkbox"/> Label <input type="checkbox"/> Container | | 4. Size(s) Retail Container | | 5. Location of Label Directions <input type="checkbox"/> On Label <input type="checkbox"/> On Labeling accompanying product | |
| 6. Manner in Which Label is Affixed to Product <input type="checkbox"/> Lithograph <input type="checkbox"/> Paper glued <input type="checkbox"/> Stenciled | | | | <input type="checkbox"/> Other _____ | |

Section - IV

| | | |
|---|--|---|
| 1. Contact Point (Complete items directly below for identification of individual to be contacted, if necessary, to process this application.) | | |
| Name KAREN E WARKENTEN | Title SENIOR REGISTRATION SPECIALIST | Telephone No. (Include Area Code) 919/547-2014 |
| Certification I certify that the statements I have made on this form and all attachments thereto are true, accurate and complete. I acknowledge that any knowingly false or misleading statement may be punishable by fine or imprisonment or both under applicable law. | | 6. Date Application Received (Stamped) |
| 2. Signature | 3. Title SENIOR REGISTRATION SPECIALIST | |
| 4. Typed Name KAREN E WARKENTEN | 5. Date 9 DEC 96 | |

BASF

HIGHLIGHTED
CORRECTIONS

RT Date: 12-9-96
Copy 3d (a.i.)

20/17

9 DEC 96 NOTIFICATION

Poast[®] 3.5

herbicide

Active Ingredient:

Sethoxydim: 2-[1-(ethoxyimino)butyl]-5-[2-(ethylthio)propyl]-3-hydroxy-2-cyclohexen-1-one 43.3%

Inert Ingredients: 56.7%

Total 100.0%

*Equivalent to 3.5 pounds of sethoxydim per gallon

EPA Reg. No. 7969-129

NOTIFICATION

JAN 2 1997

KEEP OUT OF REACH OF CHILDREN.

WARNING/AVISO

Si usted no entiende la etiqueta, busque a alguien para que se la explique a usted en detalle. (If you do not understand the label, find someone to explain it to you in detail.)

See the attached booklet for complete **Precautionary Statements, Statements of Practical Treatment, Directions For Use, and Conditions of Sale and Warranty.**

Net contents:

BASF Corporation
P.O. Box 1352B, Research Triangle Park, NC 27709

30417

I. Precautionary Statements

Hazards to Humans and Domestic Animals

Causes substantial but temporary eye injury. Do not get into eyes or on clothing. Harmful if swallowed.

Statement of Practical Treatment

If in eyes: Immediately wash eyes with running water for 15 minutes. If irritation develops, consult a physician.

If on skin: Wash affected areas with soap and water. If irritation develops, consult a physician.

If swallowed: Do not induce vomiting. Dilute with water and get immediate medical attention. Never give fluids or induce vomiting if the victim is unconscious or having convulsions.

If inhaled: Move to fresh air. Aid in breathing if necessary, and get immediate medical attention.

Personal Protective Equipment (PPE)

Some materials that are chemically resistant to this product are listed below. For more options, refer to category G on an EPA chemical resistance category selection chart.

Applicators and other handlers must wear:

- Coveralls over short-sleeved shirt and short pants
- Chemical-resistant gloves, such as barrier laminate or viton ≥ 14 mils
- Chemical-resistant footwear plus socks
- Protective eyewear
- Chemical-resistant headgear for overhead exposure
- Chemical-resistant apron when cleaning equipment, mixing, and loading

Discard clothing and other absorbent materials that have been drenched or heavily contaminated with this product's concentrate. Do not re-use them. Follow manufacturer's instructions for cleaning/maintaining PPE. If no such instructions for washables, use detergent and hot water. Keep and wash PPE separately from other laundry.

Engineering Controls Statement

When handlers use closed systems, enclosed cabs, or aircraft in a manner that meets the requirements listed in the Worker Protection Standard (WPS) for agricultural pesticides [40 CFR 170.240(d)(4-6)], the handler PPE requirements may be reduced or modified as specified in the WPS.

User Safety Recommendations

Users should:

- Wash hands before eating, drinking, chewing gum, using tobacco, or using the toilet.
- Remove clothing immediately if pesticide gets inside. Then wash thoroughly and put on clean clothing.
- Remove PPE immediately after handling this product. Wash the outside of gloves before removing. As soon as possible, wash thoroughly and change into clean clothing.

Environmental Hazards

This product is toxic to aquatic organisms. For terrestrial uses, do not apply directly to water or to areas where surface water is present or to intertidal areas below the mean high water mark. Do not contaminate water when disposing of equipment washwaters.

Endangered Species Concerns

The use of any pesticide in a manner that may kill or otherwise harm an endangered species or adversely modify their habitat is a violation of federal law.

II. Directions For Use

It is a violation of federal law to use this product in a manner inconsistent with its labeling. Do not apply this product in a way that will contact workers or other persons, either directly or through drift. Only protected handlers may be in the area during application. For any requirements specific to your state or tribe, consult the agency responsible for pesticide regulation.

All applicable directions, restrictions, precautions and **Conditions of Sale and Warranty** are to be followed. This labeling must be in the user's possession during application.

Agricultural Use Requirements

Use this product only in accordance with its labeling and with the Worker Protection Standard, 40 CFR part 170. This standard contains requirements for the protection of agricultural workers on farms, forests, nurseries, and greenhouses, and handlers of agricultural pesticides. It contains requirements for training, decontamination, notification, and emergency assistance. It also contains specific instructions and exceptions pertaining to the statements on this label about personal protective equipment (PPE), and restricted-entry interval. The requirements in this box only apply to uses of this product that are covered by the Worker Protection Standard.

Do not enter or allow worker entry into treated areas during the restricted entry interval (REI) of **12 hours**.

PPE required for early entry to treated areas that is permitted under the Worker Protection Standard and that involves contact with anything that has been treated, such as plants, soil, or water, is:

- Coveralls over short-sleeved shirt and short pants
- Chemical-resistant gloves such as barrier laminate, nitrile rubber ≥ 14 mils, neoprene rubber ≥ 14 mils, or viton ≥ 14 mils
- Chemical-resistant footwear plus socks
- Protective eyewear
- Chemical-resistant headgear for overhead exposure.

Storage and Disposal

Do not contaminate water, food, or feed by storage or disposal.

Pesticide Storage: Do not store below 32° F or above 100° F. Store in a dry place away from heat or open flame. Avoid contamination of feed or foodstuffs.

Pesticide Disposal: Pesticide wastes are toxic. Wastes resulting from this product may be disposed of on site or at an approved waste disposal facility. Improper disposal of excess pesticide, spray mix, or rinsate is a violation of federal law. If these wastes cannot be disposed of according to label instructions, contact the state agency responsible for pesticide regulation or the Hazardous Waste representative at the nearest EPA Regional Office for guidance.

Container Disposal:

• **Plastic Containers:** Triple rinse (or equivalent). Then offer for recycling or reconditioning, or puncture and dispose of in a sanitary landfill, or incineration, or if allowed by state and local authorities, by burning. If burned, stay out of smoke.

• **Bulk/Mini-bulk Containers:**

Reusable containers should be returned to the point of purchase for cleaning and refilling. Reusable containers can only be refilled with Poast™ 3.5 herbicide. Do not reuse this container with any other product.

Returnable Container Operating Instructions.

Prodigy™ System Operating Procedure

Attention! The Prodigy System is a pressurized delivery system. Do not attempt to open the container. Transfer product only by following these steps:

1. Install a male dry lock connector to the spray tank.
2. Uncoil the hose from the rack and connect the female dry lock connector (at the end of the hose attached to the tank) with the male dry lock connector installed on the spray tank.
3. Turn on the nitrogen gas supply.
4. Push down on the activation handle in the front near the meter until the handle is locked in the lower position allowing the manifold to fill with product and become pressurized. Some tanks do not have a handle; move on to the next step.
5. Turn the meter on by pressing the "ON/TOTAL" button.
6. Press "RESET" button to set current total to "0.00" if desired.
7. Turn the yellow product delivery valve counterclockwise (to horizontal) until the desired amount of product, as indicated on the measuring meter, has been discharged into the spray tank.
8. Turn the yellow product delivery valve clockwise (to vertical) to stop the discharge of product into your spray tank.
9. Lift the activation handle to the unlocked position (in front near the meter) to stop liquid and pressurization from flowing into the manifold. Some tanks do not have a handle; move on to the next step.
10. Turn off the nitrogen gas valve when the Prodigy System is not in use.
11. Hose draining: Starting at the yellow handle on the Prodigy Tank, grasp the hose and walk toward the receiving tank holding the hose level or higher than the dry lock connection allowing all of the product to drain out of the hose.
12. Disconnect the female dry lock connector on the tank hose from the male dry lock connector on the spray tank.
13. Recoil the hose onto the hose rack.
14. Be sure to turn off the nitrogen gas valve on the nitrogen cylinder when the Prodigy System operation is completed, or when the tank is empty, or when the tank is ready to be returned to the point of purchase.

Leave all product and bar code labels in place. Product labels must remain in place to comply with Department of Transportation regulations.

Return Container Promptly to Distributor

The Prodigy System containers are tracked with bar codes and serial numbers. Distributors are responsible for the containers assigned to them. Return this container to the distributor from which it was purchased. Notify the distributor if the container cannot be returned by a specific time. The distributor is responsible for returning the container to BASF. The distributor will be charged for any container not returned within 30 days.

15-Gallon Returnable Container Operating Procedure

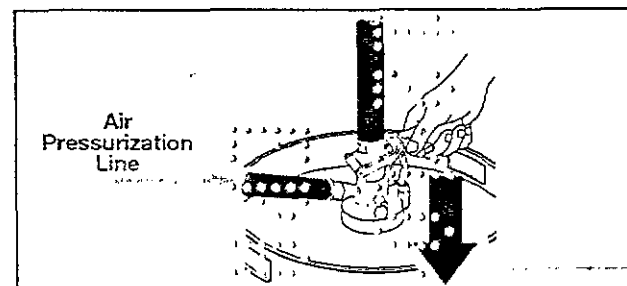
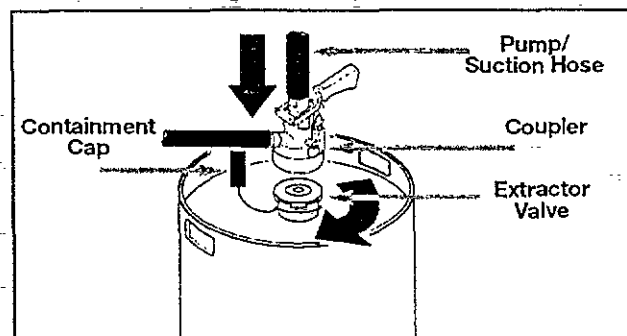
Attention! The 15-gallon container is a closed system. Do not try to remove the valve. The coupler required for product removal is available from your distributor. Do not use any other type of coupler. The coupler and probe are designed for one-way operation only. Never try to pump materials back into the container.

Connection Steps

To engage and activate coupler:

1. Twist the containment cap counterclockwise breaking the tamper-evident seal.
2. Remove the cap from the container to expose the extractor valve.
3. Be sure the coupler handle is in the upward position.
4. Securely attach a hose or pump to the threaded connection. Be sure the air inlet has an air filter cap over the inlet or an air pressurization line screwed tightly into the inlet.
5. Place the coupler over the extractor valve and turn the coupler clockwise until it stops.
6. To secure the coupler, press the coupler handle downward completely until it is locked. (The handle cannot be locked if the coupler is incorrectly connected to the extractor valve. Do not force the handle. Start from Step 5 again.)
7. When the coupler handle is locked, the coupler is engaged and the system is open. You are now ready to begin pumping or the pressurization operation.

Connection



BEST AVAILABLE COPY

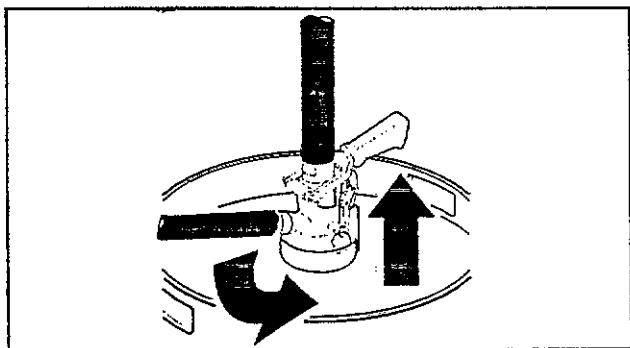
50417

Disconnection Steps

To remove coupler from container:

1. Lift the handle upward to stop the flow. Do not rotate the coupler.
2. Vent the pressure by pulling the pressure release pin on the side of the coupler.
3. Keep the handle in the upward position and turn the coupler counterclockwise.
4. Remove the coupler by pulling it straight up. The coupler is now disconnected from the extractor valve.
5. Wipe off the extractor valve with a cloth and replace the containment cap on the extractor valve after use or during any form of transportation.
6. Flush the system with water or air.
7. Wipe off the coupler with a cloth and store the coupler in a clean place.
8. Properly dispose of cleaning towels or rinsate. Clean the outside of the container with soap and water before returning the container to the distributor. Leave all product and bar code labels in place. Product labels must remain in place to comply with Department of Transportation regulations.

Disconnection



In Case of Emergency

In case of large-scale spillage regarding this product, call:

| | |
|------------------|--------------|
| CHEMTREC | 800-424-9300 |
| BASF Corporation | 800-832-HELP |

In case of medical emergency regarding this product, call:

- Your local doctor for immediate treatment.
- Your local poison control center (hospital).
- BASF Corporation (800-832-HELP).

III. General Information

Poast 3.5 herbicide is a selective, broad spectrum, postemergence herbicide for control of annual and perennial grass weeds. **Poast 3.5** does not control sedges or broadleaf weeds. Essentially, all grass crops, such as sorghum, corn, small grains, and rice, as well as ornamental grasses, such as turf, are susceptible to **Poast 3.5**.

Mode of Action

Poast 3.5 rapidly enters the target weed through its foliage and translocates throughout the plant. The effects range from slowing or stopping growth (generally within 2 days), to foliage reddening and leaf tip burn. Subsequently, foliage burnback may occur. These symptoms will generally be observed within 3 weeks depending on environmental conditions.

Crop Tolerance

All labeled crops are tolerant to **Poast 3.5** at all stages of growth. Leaf speckling may occur, but plants generally outgrow this condition within 10 days. New growth is normal and crop vigor is not reduced.

Herbicide Resistance

Repeated use of **Poast 3.5** (or similar postemergence grass herbicides with the same mode of action) may lead to the selection of naturally occurring biotypes with resistance to these products. If poor performance cannot be attributed to adverse weather conditions or improper application methods, a resistant biotype may be present. Consult your local representative or agricultural advisor for assistance.

Cultivation

Do not cultivate within 5 days before or 7 days after applying **Poast 3.5**. Cultivating 7-14 days after treatment may help provide season-long control.

Cleaning Spray Equipment

Clean spray equipment thoroughly using a strong detergent or commercial sprayer cleaner according to the manufacturer's directions before and after applying this product, particularly if a herbicide with the potential to injure crops was used.

IV. Application Instructions

Applications can be made to actively growing weeds as broadcast, band, or spot spray applications at the rates and growth stages listed in **Tables 4-5**, unless instructed differently by the **Crop Specific Information**. The most effective control will result from making postemergent applications of **Poast 3.5** early, when weeds are small. Delaying application permits weeds to exceed the maximum size stated and will prevent adequate control.

Apply **Poast 3.5** to the foliage of grasses on a spray-to-wet basis uniformly and completely because large leaf canopies shelter smaller weeds and can prevent adequate spray coverage. Do not spray to the point of runoff.

In irrigated areas, it may be necessary to irrigate before treatment to ensure active weed growth. Do not apply when conditions favor drift from target area or when windspeed is greater than 10 mph.

BEST AVAILABLE COPY

All **Poast 3.5** herbicide applications to control volunteer cereals (barley, corn, oats, rye, and wheat) should be made before tillering. Volunteer cereals that emerged the previous fall may not be adequately controlled with **Poast 3.5** applications for spring control. In the West Region, (see regional descriptions in **Table 5**) volunteer cereals that emerge from late spring through early summer (May through July) may be partially or incompletely controlled because of unfavorable conditions at application time.

Air Application

Water Volume: Use a minimum of 5 gallons of water per acre. Increase water volume to at least 10 gallons of water per acre if grass foliage or crop canopy is dense.

Spray Pressure: Use up to 40 psi.

Application Equipment: Use only diaphragm-type nozzles that produce fan spray patterns.

Special Directions for Aerial Application

To obtain uniform coverage and to avoid drift hazards, follow these guidelines:

- Do not apply **Poast 3.5** by aircraft when wind is blowing more than 10 mph. Use coarse sprays (larger droplets) as they are less likely to drift.
- Do not apply **Poast 3.5** by air if sensitive species are within 200 feet downwind.

The applicator must follow the most restrictive use cautions to avoid drift hazards, including those found in this labeling as well as applicable state and local regulations and ordinances.

Ground Application (Banding)

Poast 3.5 may be applied by banding to control annual grasses. Banding is not recommended for perennial grasses.

Follow **Ground Application (Broadcast)** instructions for band applications. When applying **Poast 3.5** by banding, determine the amount of herbicide and water volume needed using the following formula:

$$\frac{\text{Bandwidth in inches}}{\text{Row width in inches}} \times \frac{\text{Broadcast rate}}{\text{per acre}} = \frac{\text{Banding herbicide}}{\text{rate per acre}}$$

$$\frac{\text{Bandwidth in inches}}{\text{Row width in inches}} \times \frac{\text{Broadcast volume}}{\text{per acre}} = \frac{\text{Banding water}}{\text{volume per acre}}$$

Ground Application (Broadcast)

Water Volume: Use 5-20 gallons of spray solution. In the West Region, (see regional descriptions in **Table 5**), do not use less than 10 gallons of spray solution per acre. In the High and Rolling Plains Region, do not use more than 10 gallons of spray solution per acre (see maps on pages 8 and 9).

Spray Pressure: Use 40-60 psi (measured at the boom, not at the pump or in the line). When crop and weed foliage is dense, use a maximum of 20 gallons of water and 60 psi.

Application Equipment: Use standard high-pressure pesticide flat fan or hollow cone nozzles spaced up to 20 inches apart. Do not use flood, whirl chamber, or controlled droplet applicator (CDA) nozzles as erratic coverage can cause inconsistent weed control. When tall weeds such as volunteer corn are to be controlled, the boom should be high enough to cover the entire plant. Refer to the nozzle manufacturer's directions for recommended height.

When a crop such as cotton is 24 inches or taller and the grasses are below the crop canopy, drop nozzles should be used to ensure good coverage of the grass species.

Do not use selective application equipment such as recirculating sprayers or wiper applicators.

Rescue Treatment for Controlling Selected Annual Grasses

If **Poast 3.5** cannot be applied at the recommended time, larger annual grasses may be controlled with a later application by increasing the rate of **Poast 3.5** (see **Table 5. Annual Grasses**). Do not exceed the maximum rate per acre, per season, for specific crops (see **Table 6**).

Spot or Small Area Application

Do not make spot treatments in addition to broadcast or band treatments.

When using knapsack sprayers or high-volume spray equipment with hand guns or other suitable nozzle arrangements, prepare a 0.43-0.64% solution of **Poast 3.5** in water unless otherwise specified under specific crops. Use a concentration of 0.5% for **Dash HC spray adjuvant** or 1% for oil concentrate.

Prepare the desired volume of spray solution by mixing the amount of **Poast 3.5** and the amount of **Dash HC** or oil concentrate in water according to **Table 1**.

Table 1. Spot Treatment Dilution

| Spray Solution Volume | Amount of Product to be Added | | | |
|-----------------------|-------------------------------|-------------------|----------------------|----------------|
| | Poast 3.5 (0.43%) | Poast 3.5 (0.64%) | Oil Concentrate (1%) | Dash HC (0.5%) |
| 1 gallon | 0.56 fl. oz. | 0.86 fl. oz. | 1.3 fl. oz. | 0.6 fl. oz. |
| 3 gallons | 1.68 fl. oz. | 2.58 fl. oz. | 3.8 fl. oz. | 1.9 fl. oz. |
| 5 gallons | 2.8 fl. oz. | 4.3 fl. oz. | 6.4 fl. oz. | 3.2 fl. oz. |
| 25 gallons | 14 fl. oz. | 21 fl. oz. | 2 pints | 1 pint |
| 50 gallons | 28 fl. oz. | 41 fl. oz. | 4 pints | 2 pints |
| 100 gallons | 56 fl. oz. | 82 fl. oz. | 8 pints | 4 pints |

2 tablespoons = 1 fluid ounce

Table 2. Spot Treatment Application Rates

| Grass (see Tables 4-5 for the complete list of grasses controlled) | Concentration in Spray Solution | | |
|---|---------------------------------|-----------------|---------|
| | Poast 3.5 | Oil Concentrate | Dash HC |
| Annual grasses up to 6" height | 0.43% | 1% | 0.5% |
| Annual grasses up to 12" height | 0.64% | 1% | 0.5% |
| Perennial grasses* | 0.64% | 1% | 1% |

* Refer to **Table 1 (Spot Treatment Dilution)** for preparing the desired solution volume.

† Repeat application as needed.

V. Additives

To achieve consistent weed control, always use one of the following additives as needed: **Dash™ HC spray adjuvant** or crop oil concentrate. In addition, urea ammonium nitrate or ammonium sulfate is recommended for use on alfalfa, beans, cotton, flax, peanuts, peas, potatoes, soybeans, sugarbeets, and sunflowers to enhance activity on certain grass species. (See **Table 3. Additive Rates Per Acre** for more information.)

Because most nitrogen solutions are mildly corrosive to galvanized, mild steel, and brass spray equipment, rinse the entire spray system with water soon after use.

Dash HC or Oil Concentrate

A crop oil concentrate must contain either a petroleum or vegetable oil base and must meet all of the following criteria:

- be nonphytotoxic,
- contain only EPA-exempt ingredients,
- provide good mixing quality in the jar test, and
- be successful in local experience.

The exact composition of suitable products will vary; however, vegetable and petroleum oil concentrates should contain emulsifiers to provide good mixing quality. Highly refined vegetable oils have proven more satisfactory than unrefined vegetable oils. For more information, see **Jar Test to Estimate Suitability of Oil Concentrates**.

For most crops, Dash HC may be substituted as an oil concentrate, however, for some crops and tank mixes, Dash HC is not recommended. (See **Crop-Specific Information** for more information.)

Urea Ammonium Nitrate (UAN)

Commonly referred to as 28%, 30% or 32% nitrogen solution, UAN may be used in addition to Dash HC or crop oil concentrate to improve weed control. Do not use UAN in California or the Pacific Northwest.

Ammonium Sulfate (AMS)

When AMS is used, 3 quarts of liquid AMS (8-8-0 analysis) may be substituted for 2.5 pounds of solid AMS.

If the AMS is added directly to the spray tank, add slowly while agitating. Adding the mix too quickly may clog outlet lines. Be sure the AMS is completely dissolved before adding any other products. Do not use AMS in California or the Pacific Northwest.

Table 3. Additive Rates Per Acre

| Additive | Ground Application | Aerial Application |
|-----------------|--------------------|--------------------|
| Dash HC | 1 pint | 1 pint |
| UAN Solution | 4-8 pints | 4 pints |
| AMS | 2.5 pounds | 2.5 pounds |
| Oil Concentrate | 2 pints | 2 pints |

Jar Test for Estimating Suitability of Oil Concentrate

1. **Water supply:** Use only water from the intended source at the source temperature.
2. **Amount of water in jar:**
For 20 gallons per acre spray volume, use 3 1/3 cups (800 ml) of water. For 10 gallons per acre spray volume, use 1 2/3 cups (400 ml) of water. For 5 gallons per acre spray volume, use 5/6 cup (200 ml) of water. For other spray volumes, adjust proportionately to above.

3. **Amount of herbicide and oil concentrate to add:** Add 1 teaspoon (5 ml) of herbicide and oil concentrate for each pint of recommended label rate.

4. **Add components in following sequence,** gently mixing between additions:

- 1) Water miscible or soluble products (such as Basagran™ herbicide, Blazer™ herbicide, AMS, UAN solution) when applicable.
- 2) Dash HC or oil concentrate.
- 3) Poast 3.5 (and other emulsifiable concentrates when applicable).

5. **Cap jar, invert** 10 cycles, let stand for 15 minutes, evaluate.

6. **Evaluation:** An ideal tank mix will be uniform. Thus, the suitability of the oil concentrate is questionable if any of the following are observed:

- Free oil at the surface — film or globules.
- Flocculation — fine particles which may be suspended in the liquid or found as a precipitated layer at the bottom of the jar.
- Clabbering — thickening texture (coagulated) resembling yogurt or a curd-like texture as with cottage cheese.

VI. Mixing Order

Begin by agitating a thoroughly clean sprayer tank half full of clean water and add the recommended product amounts in the following order:

- 1) Additive(s)
- 2) Poast 3.5 herbicide
- 3) Tank mix partner (if applicable)
- 4) Remaining quantity water

Maintain constant agitation during application. For more information on tank mixing, see section **VII. Tank Mixing Application**.

VII. Tank Mixing Application

Read and follow the applicable **Restrictions and Limitations and Directions For Use** on all products involved in tank mixing. Refer to section **IX. Crop-Specific Information** (pages 12-15) for more details. The most restrictive labeling applies to tank mixes.

Separate applications should be made if all target weeds are not at the correct growth stage for treatment at the same time.

Tank mixing Poast 3.5 with some postemergence broadleaf herbicides has shown some reduction or failure to control some grasses that would otherwise be controlled and therefore may require a higher rate of Poast 3.5. However, do not exceed the maximum rate per application as listed in **Table 6**. If regrowth occurs or an additional flush of new grasses emerges, reapply Poast 3.5 according to recommended rates in **Table 4**.

Tank Mix Partners

The following herbicides may be tank mixed with Poast 3.5 according to the instructions in the respective product labels.

- | | |
|------------------|-----------------|
| 1. Atrazine | 11. Lexone™ |
| 2. Basagran™ | 12. MCPA |
| 3. Betamix™ | 13. Pursuit™ |
| 4. Blazer™ | 14. Reflex™ |
| 5. Buctril™ | 15. Sceptor™ |
| 6. Classic™ | 16. Sencor™ DF |
| 7. Cobra™ | 17. Storm™ |
| 8. Flexstar™ | 18. 2,4-D amine |
| 9. Galaxy™ | 19. 2,4-DB |
| 10. Laddok™ S-12 | 20. 2,4-D (LVE) |

8217

VIII. General Restrictions and Limitations — All Crops

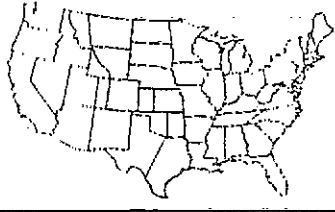
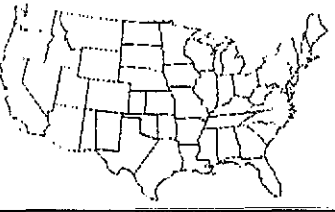
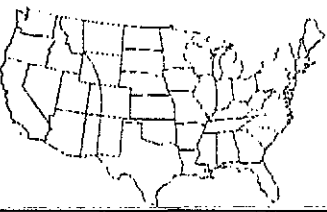
- **Maximum seasonal use rate:** See Table 6 for crop-specific maximum seasonal use rates.
- **Preharvest Interval:** See Table 6 for crop-specific preharvest intervals.
- **Restricted Entry Interval (REI): 12 hours.**
- Avoid all direct or indirect contact with any desired grass crop unless otherwise recommended on the **Poast[®] 3.5 herbicide** label.
- Do not apply to grasses or crops under **stress** such as stress due to lack of moisture, hail damage, flooding, herbicide injury, mechanical injury, or widely fluctuating temperatures, as unsatisfactory control will probably result.
- Do not apply to crops that show **injury** (leaf phytotoxicity or plant stunting) produced by any other prior herbicide applications, because this injury may be enhanced or prolonged.
- Do not apply as a **preplant** or **preemergent treatment** before planting corn, milo, millet, or sorghum.
- Do not use UAN or AMS in California.
- Do not apply **Poast 3.5** with another pesticide whose label cautions against use with oil adjuvants.
- Do not use **selective application equipment** such as recirculating sprayers, wiper applicators, or **shielded applicators**.
- **Rainfast Period: Poast 3.5** is rainfast 1 hour after application.
- Do not apply through any type of **irrigation** equipment.
- Physical incompatibility, reduced weed control, or crop injury may result from mixing **Poast 3.5** with other pesticides (fungicides, herbicides, insecticides, or miticides), additives, or fertilizers. BASF does not recommend using tank mixes other than those listed on BASF labeling. Local agricultural authorities may be a source of information when using other than BASF recommended tank mixes.

BEST AVAILABLE COPY

90417

Table 4. Standard Initial Application Rates and Timing: Field Crops — Perennial Grasses¹

All application rate and timing recommendations are based on growing region, therefore, refer to the maps below and descriptions on page 9 to ensure application accuracy. Follow the **Application Rate and Timing** tables for your region only.

| Perennial Grass | Midwest, South, and Northeast | | High and Rolling Plains | | West | |
|------------------------------|---|------------------------|--|------------------------|---|------------------------|
| |  | |  | |  | |
| Standard Initial Application | Maximum Height | Rate Per Acre (ounces) | Maximum Height | Rate Per Acre (ounces) | Maximum Height | Rate Per Acre (ounces) |
| Bermudagrass | 6" stolon | 10.5 | 6" stolon | 14" | 6" stolon | 17.5 |
| Johnsongrass (Rhizome) | 25" | 10.5 | 10" | 10.5" | 10" | 17.5 |
| Johnsongrass (No-Till) | 20" | 10.5 | — | — | — | — |
| Muhly, Wirestem | 6" | 8.75 | — | — | — | — |
| Quackgrass ² | 8" | 10.5 | — | — | 8" | 17.5 |
| Ryegrass, Perennial | 8" | 10.5 | — | — | 8" | 10.5 |
| Sequential Application | Maximum Height | Rate Per Acre (ounces) | Maximum Height | Rate Per Acre (ounces) | Maximum Height | Rate Per Acre (ounces) |
| Bermudagrass | 4" stolon | 7 | 4" stolon | 10.5" | 4" stolon | 10.5 |
| Johnsongrass (Rhizome) | 12" | 7 | 8" | 7" | 8" | 7 |
| Johnsongrass (No-Till) | 12" | 7 | — | — | — | — |
| Muhly, Wirestem | 6" | 8.75 | — | — | — | — |
| Quackgrass ² | 8" | 7 | — | — | 8" | 10.5 |
| Ryegrass, Perennial | 8" | 10.5 | — | — | 8" | 10.5 |

¹ Add nitrogen to the crop oil concentrate to improve grass control on indicated species. UAN and AMS are not recommended in the Pacific Northwest and are not registered in California.

² To control quackgrass, cultivate 7-14 days after an initial or sequential application to aid control.

³ Use 17.5 ounces per acre for the following forage crops: alfalfa, clover, birdsfoot trefoil, sainfoin.

BEST AVAILABLE COPY

100417

Table 5. Standard Application Rates and Timing: Field Crops — Annual Grasses

All application rate and timing recommendations are based on growing region, therefore, refer to the maps below and descriptions below to ensure application accuracy. Follow the **Application Rate and Timing** tables for your region only.

| Annual Grass | Midwest, South, and Northeast | | High and Rolling Plains | | West | |
|--|-------------------------------|------------------------|-------------------------|------------------------|----------------|------------------------|
| | Maximum Height | Rate Per Acre (ounces) | Maximum Height | Rate Per Acre (ounces) | Maximum Height | Rate Per Acre (ounces) |
| Barnyardgrass | 8" | 7 | 8" | 10.5 | 8" | 10.5 |
| Crabgrass, Large ¹ | 6" | 7 | 4" | 10.5 | 4" | 10.5 |
| Smooth ¹ | 6" | 7 | 4" | 10.5 | 4" | 10.5 |
| Cupgrass, Southwestern | — | — | — | — | 8" | 10.5 |
| Woolly | 8" | 7 | — | — | — | — |
| Fescue, Tall (seedling) | 6" | 10.5 | — | — | — | — |
| Foxtail, Giant | 8" | 7 | 8" | 10.5 | 8" | 10.5 |
| Green | 8" | 7 | 8" | 10.5 | 8" | 10.5 |
| Yellow | 8" | 7 | 8" | 10.5 | 8" | 10.5 |
| Goosegrass | 6" | 7 | 4" | 10.5 | 4" | 10.5 |
| Itchgrass | 4" | 14 | — | — | — | — |
| Johnsongrass (seedling) | 8" | 7 | 8" | 10.5 | 8" | 10.5 |
| Junglerice | 8" | 7 | 8" | 10.5 | 8" | 10.5 |
| Lovegrass | 6" | 10.5 | — | — | — | — |
| Millet, Wild Proso | 10" | 3.5 | 10" | 7 | 10" | 7 |
| Oats, Tame | 6" | 10.5 | — | — | — | — |
| Wild ² | 4" | 7 | — | — | 4" | 10.5 |
| Orchardgrass (seedling) | 6" | 10.5 | — | — | — | — |
| Panicum, Browntop | 8" | 7 | 8" | 10.5 | — | — |
| Fall | 8" | 7 | 8" | 10.5 | 4" | 10.5 |
| Texas | 8" | 7 | 8" | 10.5 | — | — |
| Red Rice ¹ | 4" | 14 | — | — | — | — |
| Ryegrass, Annual | 8" | 7 | — | — | 8" | 10.5 |
| Sandbur, Field | 3" | 8.75 | — | — | — | — |
| Shattercane/Wildcane ¹ | 18" | 7 | 18" | 10.5 | 18" | 10.5 |
| Signalgrass, Broadleaf | 8" | 7 | 8" | 10.5 | — | — |
| Sprangletop, Red | 8" | 7 | 8" | 10.5 | — | — |
| Stinkgrass | 6" | 10.5 | — | — | — | — |
| Volunteer ² Barley ¹ | 4" | 10.5 | 4" | 14 | 4" | 14 |
| Corn ¹ | 20" | 7 | 20" | 10.5 | 12" | 10.5 |
| Oats ¹ | 4" | 10.5 | 4" | 14 | 4" | 14 |
| Rye ¹ | 4" | 10.5 | 4" | 14 | 4" | 14 |
| Wheat ¹ | 4" | 10.5 | 4" | 14 | 4" | 14 |
| Witchgrass ¹ | 8" | 7 | 8" | 10.5 | 8" | 10.5 |

¹ Add nitrogen to the crop oil concentrate to improve grass control on indicated species. UAN and AMS are not recommended in the Pacific Northwest and are not registered in California.

² Apply **Poast® 3.5 herbicide** before tillering.

Regional Descriptions

Midwest, South, and Northeast: all other regions not listed below.

High and Rolling Plains: An area east of the Continental Divide in New Mexico excluding the counties of Dona Ana, Luna, Sierra, Socorro and Valencia. Western Texas, Oklahoma and Kansas; west of a line running north from Del Rio to Gainesville, Texas, and extending along Interstate 35 to the Oklahoma-Kansas border, then west along border to Highway 83 and then north to the Kansas-Nebraska border.

West: West of a line following the Continental Divide, commencing at the U.S.-Canada border and terminating at the U.S.-Mexico border and also including the counties of Dona Ana, Luna, Sierra, Socorro, and Valencia in New Mexico. Includes Hawaii and Alaska.

BEST AVAILABLE COPY

Table 6. Crop-Specific Restrictions and Limitations for Poast® 3.5 Herbicide

11/2/17

| Crop | Minimum Time From Application to Harvest (PHI) | Maximum Rate Per Acre Per Application | Maximum Rate Per Acre Per Season | Livestock Grazing or Feeding | Aircraft Application | Tank Mix Partner |
|--|---|---------------------------------------|----------------------------------|------------------------------|----------------------|-----------------------|
| Alfalfa, birdsfoot trefoil, and sainfoin ¹ | 14 days before cutting for (dry) hay | 17.5 fl. oz. | 45.5 fl. oz. | Yes | Yes | 1, 17 |
| Alfalfa, birdsfoot trefoil, and sainfoin (Undried) ¹ | 7 days before grazing, feeding, or cutting for (undried) forage | 17.5 fl. oz. | 45.5 fl. oz. | Yes | Yes | 1, 17 |
| Apricots | 25 days | 17.5 fl. oz. | 35 fl. oz. | n/a | Yes | |
| Artichokes ² (CA only) | 7 days | 17.5 fl. oz. | 35 fl. oz. | No | Yes | |
| Asparagus | 1 day | 17.5 fl. oz. | 35 fl. oz. | No | Yes | |
| Avacadoes (nonbearing) | 1 year | 17.5 fl. oz. | 52.5 fl. oz. | n/a | Yes | |
| Beans, Dry ² Succulent ² | 30 days 15 days | 17.5 fl. oz. 17.5 fl. oz. | 28 fl. oz. 28 fl. oz. | Yes Yes | Yes Yes | |
| Blackberries (nonbearing) | 1 year | 17.5 fl. oz. | 52.5 fl. oz. | n/a | Yes | |
| Blueberries ² | 30 days | 17.5 fl. oz. | 35 fl. oz. | No | Yes | |
| Brassica ¹ including: Broccoli (including Chinese & Raab), Brussels Sprouts, Cabbage (Bok Choy, Chinese Mustard, Napa), Cauliflower, Collards, Kale, Kohlrabi, Mustard Greens, Rape Greens | 30 days | 10.5 fl. oz. | 21 fl. oz. | No | Yes ⁴ | |
| Bulb Vegetables ¹ including: Garlic, Leeks, Onions (Dry Bulb & Green), Shallots | 30 days | 10.5 fl. oz. | 31.5 fl. oz. | No | Yes | |
| Canola/Crambe/Rapeseed ⁴ | 60 days | 17.5 fl. oz. | 35 fl. oz. | No ⁴ | Yes | |
| Carrots | 30 days | 17.5 fl. oz. | 35 fl. oz. | No | Yes | |
| Celery ² | 30 days | 10.5 fl. oz. | 21 fl. oz. | No | Yes | |
| Cherries (Sweet and Sour) | 25 days | 17.5 fl. oz. | 35 fl. oz. | n/a | Yes | |
| Citrus | 15 days | 17.5 fl. oz. | 70 fl. oz. | No ⁶ | No | |
| Clover | 7 days before grazing, feeding, or cutting for (undried) forage | 17.5 fl. oz. | 45.5 fl. oz. | Yes | Yes | |
| Clover hay | 20 days before grazing, feeding, or cutting for (dry) hay | 17.5 fl. oz. | 45.5 fl. oz. | Yes | Yes | |
| Corn ¹ (SR™ sethoxydim resistant field corn only) | 60 days (grain or fodder) 45 days (forage and silage) | 10.5 fl. oz. | 21 fl. oz. | Yes | Yes | 1, 2, 10, 20 |
| Cotton | 40 days | 17.5 fl. oz. | 52.5 fl. oz. | No ⁴ | Yes | |
| Cranberries ⁴ | 60 days | 17.5 fl. oz. | 35 fl. oz. | No | Yes | |
| Cucurbits including: Cantaloupes (all), Cucumbers, Gherkins, Honeydew Melons, Muskmelons (all), Pumpkins, Squash (all), Watermelons | 14 days | 10.5 fl. oz. | 21 fl. oz. | No | Yes | |
| Dates (nonbearing) | 1 year | 17.5 fl. oz. | 52.5 fl. oz. | n/a | Yes | |
| Deciduous Trees, Non-food Crop Areas, Fallow Land ¹ | n/a | 17.5 fl. oz. | n/a | No | Yes | |
| Endive (FL only) | 15 days | 10.5 fl. oz. | 21 fl. oz. | No | Yes | |
| Fescue, Tall ^{1,7} | n/a | 17.5 fl. oz. | n/a | No | Yes | |
| Figs (nonbearing) | 1 year | 17.5 fl. oz. | 52.5 fl. oz. | n/a | Yes | |
| Flax ^{1,8} | 75 days | 10.5 fl. oz. | 28 fl. oz. | Yes | Yes | 5, 12 |
| Fruiting Vegetables ¹ including: Eggplants, Ground-cherries, Pepinos, Peppers (all), Tomatillos, Tomatoes | 20 days | 10.5 fl. oz. | 31.5 fl. oz. | No ⁴ | Yes | 11, 16, (tomato only) |
| Grapes | 50 days | 17.5 fl. oz. | 35 fl. oz. | No ⁴ | Yes | |
| Lentils ^{1,1} | 50 days | 17.5 fl. oz. | 28 fl. oz. | No | Yes | |

BEST AVAILABLE COPY

Table 6. Crop Specific Restrictions and Limitations for Poast™ 3.5 Herbicide (continued)

2017

| Crop | Minimum Time From Application to Harvest (PHI) | Maximum Rate Per Acre Per Application | Maximum Rate Per Acre Per Season | Livestock Grazing or Feeding | Aircraft Application | Tank Mix Partner |
|--|--|---|--|--|----------------------|---------------------------------------|
| Lettuce, Leaf , Head | 15 days 30 days | 10.5 fl. oz. 10.5 fl. oz. | 21 fl. oz. 21 fl. oz. | No No | Yes Yes | |
| Mint | 20 days | 17.5 fl. oz. | 35 fl. oz. | No | Yes | 2, 5 |
| Nectarines | 25 days | 17.5 fl. oz. | 35 fl. oz. | n/a | Yes | |
| Olives (nonbearing) | 1 year | 17.5 fl. oz. | 52.5 fl. oz. | n/a | Yes | |
| Orchard floor middles ^{1a} | n/a | 3.5 fl. oz. | 3.5 fl. oz. | n/a | No | 18 |
| Peaches | 25 days | 17.5 fl. oz. | 35 fl. oz. | n/a | Yes | |
| Peanuts | 40 days | 10.5 fl. oz. | 17.5 fl. oz. | No ^b | Yes | 2, 4, 19 |
| Peas, Dry ^c , Succulent | 30 days 15 days | 17.5 fl. oz. 17.5 fl. oz. | 28 fl. oz. 28 fl. oz. | Yes Yes | Yes Yes | |
| Pistachios (nonbearing) | 1 year | 17.5 fl. oz. | 52.5 fl. oz. | n/a | Yes | |
| Plums (nonbearing) | 1 year | 17.5 fl. oz. | 52.5 fl. oz. | n/a | Yes | |
| Pome Fruits including: Apples, Crabapples, Pears, and Quince | 14 days | 17.5 fl. oz. | 52.5 fl. oz. | No ^{1b} | No | |
| Pomegranates (nonbearing) | 1 year | 17.5 fl. oz. | 52.5 fl. oz. | n/a | Yes | |
| Potatoes ^d , Field ^e , Sweet ¹¹ (East U.S.) (West U.S.) | 30 days 30 days 60 days | 17.5 fl. oz. 7 fl. oz. 10.5 fl. oz. | 35 fl. oz. 17.5 fl. oz. 35 fl. oz. | No ^{1c} No ^{1c} No ^{1c} | Yes Yes Yes | 11, 16 |
| Prunes (nonbearing) | 1 year | 17.5 fl. oz. | 52.5 fl. oz. | n/a | Yes | |
| Raspberries | 45 days | 17.5 fl. oz. | 35 fl. oz. | No | Yes ^{1d} | |
| Rhubarb ^{1e} | 15 days | 10.5 fl. oz. | 31.5 fl. oz. | No | No | |
| Set Aside Conservation Land ^{1f} | n/a | 17.5 fl. oz. | 52.5 fl. oz. ¹ | n/a ¹ | Yes | 11 |
| Soybeans ^{1g} | 75 days | 17.5 fl. oz. ^{1g} | 35 fl. oz. | Only seed and hay ^{1g} | Yes | 2, 4, 6, 7, 8, 13, 14, 15, 17, 19, 20 |
| Spinach ² | 15 days | 10.5 fl. oz. | 21 fl. oz. | No | Yes | |
| Strawberries ^{1h} | 7 days | 17.5 fl. oz. | 17.5 fl. oz. | No | Yes ¹ | |
| Sugar Beets ¹ | 60 days | 17.5 fl. oz. | 35 fl. oz. | Yes ¹⁷ | Yes | 3 |
| Sunflowers ¹ | 70 days | 17.5 fl. oz. | 17.5 fl. oz. | No ¹ | Yes | |
| Tobacco Seedbeds ^{1k, 1l} | n/a | 7 fl. oz. | 7 fl. oz. | No | No | |
| Tree Nuts ^{1m} | 15 days | 17.5 fl. oz. | 70 fl. oz. | No ^{1o} | No | |

Tank mix partners are as follows:

- | | | |
|--------------|------------------|-----------------|
| 1. Atrazine | 7. Cobra™ | 14. Reflex™ |
| 2. Basagran™ | 8. Flexstar™ | 15. Scepter™ |
| 3. Betamix™ | 9. Galaxy™ | 16. Sencor™ DF |
| 4. Blazer™ | 10. Laddok™ S-12 | 17. Storm™ |
| 5. Buctril™ | 11. Lexone™ | 18. 2,4-D amine |
| 6. Classic™ | 12. MCPA | 19. 2,4-DB |
| | 13. Pursuit™ | 20. 2,4-D (LVE) |

¹ See **Crop-Specific Information** (pages 12-15) for more details.
² Use crop oil concentrate or crop oil concentrate plus UAN or AMS according to temperature and humidity restrictions (see **Vegetable Crops**, page 15).
³ Not registered in California.
⁴ Aircraft application is allowed on all brassica except broccoli.
⁵ Processed meal may be fed from canola/crambe/rapeseed, cotton, flax, peanuts, soybeans, and sunflowers (also soapstock).
⁶ Pulp and waste may be fed to livestock.
⁷ For use in Alabama, Georgia, Kentucky, North Carolina, South Carolina, Tennessee, Virginia, and West Virginia only.
⁸ Potato and tomato waste may be fed to animals.
⁹ Pomace and raisin waste may be fed to animals.
¹⁰ Pressed or processed apple waste may be fed to animals.
¹¹ Eastern U.S. includes Alabama, Florida, Georgia, Louisiana, Mississippi, North Carolina, South Carolina, Tennessee, Texas, and Virginia. Western U.S. includes Arizona, California, Idaho, Nevada, Oregon, and Washington.
¹² For use only in Illinois, Indiana, Michigan, Minnesota, Ohio, and Wisconsin.
¹³ East of the Rocky Mountains only.
¹⁴ Use 2,4-D (LVE) for burndown only.
¹⁵ The maximum rate per application in soybeans in California is 14 fluid ounces per acre.
¹⁶ Not registered in Florida.
¹⁷ Processed pulp and molasses may be fed to animals.
¹⁸ Do not apply **Poast 3.5** in transplanted tobacco.
¹⁹ Tree nuts do not include pistachios.
²⁰ Almond hulls may be fed to animals.

BEST AVAILABLE COPY

130417

IX. Crop-Specific Information

Crops Grown For Seed

Poast[®] 3.5 herbicide is recommended for use on all crops on this label when they are grown for seed production. Use the Poast 3.5 rates given for each food crop listed in other sections on this label. Slight modifications in application methods may be required for certain seed crops due to crop canopy or different cultural methods from the corresponding food crop. Contact BASF or local authorities before modifying application methods to confirm that they do not conflict with labeling.

Field Crops

Always add 1 pint of Dash[™] HC spray adjuvant or 2 pints of oil concentrate per acre.

Add 4-8 pints of UAN or 2.5 pounds of AMS to control crabgrass and all volunteer cereals. (UAN and AMS are not registered in California.)

CORN:

Only SR[™] sethoxydim-resistant field corn hybrids are tolerant to Poast 3.5 applications. Severe crop injury will occur to corn hybrids not labeled as SR corn.

Over-the-top applications of Poast 3.5 in SR field corn may be made until the onset of pollen shed provided the appropriate preharvest intervals are met. Do not apply Poast 3.5 after pollination occurs.

FLAX:

Tank Mixing Poast 3.5 + Buctril[™] + MCPA Herbicides

Buctril or MCPA applied with Poast 3.5 may cause leaf burn, retarded growth, and delayed maturity of the crop. Some reduced grass control may be experienced with the above tank mixes.

Tank Mixing Rates

Poast 3.5: up to 10.5 ounces per acre

Buctril: up to 1 pint equivalent per acre

MCPA: up to 0.25 pound acid equivalent per acre

Tank Mixing Order:

- 1) MCPA
- 2) adjuvant
- 3) Poast 3.5
- 4) Buctril

See section VI. Mixing Order (page 6) for details.

Tank Mixing Restrictions (partial list)

Do not delay spraying broadleaf weeds even though grassy weeds are not in the correct stage for treatment.

Do not add AMS or UAN solution to a tank mix of Poast 3.5 + Buctril or Poast 3.5 + MCPA.

SOYBEANS:

Tank Mixing Poast 3.5 + Basagran[™] + Blazer[™] herbicides in Soybeans

(Not for use in California.)

When applying a tank mix with Blazer by air, use a minimum of 10 gallons of total spray solution per acre.

Tank Mixing Order:

1. Basagran
2. Blazer
3. oil concentrate
4. Poast 3.5

See section VI. Mixing Order (page 6) for details.

Tank Mixing Restrictions (partial list)

Do not add UAN solution or AMS to a tank mix of Poast 3.5 + Basagran + Blazer + oil concentrate.

Tank Mixing Poast 3.5 + 2,4-D Low Volatile Ester (LVE) For Use as a Burndown Treatment Before Planting Soybeans

Use only low volatile ester formulations of 2,4-D such as 2,4-D isooctyl ester. Note that the recommended rate of 2,4-D (LVE) is calculated on an acid equivalent (a.e.) basis. Adjust the rates based on the concentration of 2,4-D (LVE) formulation used. Conduct the Jar

Test for Estimating Suitability of Oil

Concentrates and 2,4-D (LVE) formulation used.

Tank Mixing Rates

Poast 3.5: 3.5 ounces per acre

2,4-D (LVE): up to 1 pound per acre

Tank Mixing Order:

See VI. Mixing Order.

Tank Mixing Restrictions (partial list)

Do not plant soybeans until 7 days after treatment when using up to 0.5 pound a.e. per acre 2,4-D (LVE) or until 30 days after treatment when using up to 1.0 pound a.e. per acre 2,4-D (LVE).

Make only one application of this tank mix per growing season.

Do not feed hay, forage, or fodder. Restrict livestock from grazing treated fields or cover crops.

Do not apply if rainfall is expected within 6 hours following application as weed control will probably be unsatisfactory.

Because all crops, such as sorghum, corn, small grains, cotton, soybeans, sugar beets, trees, shrubs, and ornamental grasses, such as turf, are extremely susceptible to Poast 3.5 plus 2,4-D (LVE) tank mix, avoid all direct or indirect postemergence contact with any desired plant.

Do not spray if the wind is blowing toward desired sensitive plants, or at anytime when the wind exceeds 6 mph (refer to 2,4-D (LVE) label).

This tank mix does not control sedges or provide season-long control of hard-to-kill perennial weeds.

Do not apply this tank mix during or following planting or after soybean emergence as severe soybean injury will result.

SUGAR BEETS:

Tank Mixing Poast[™] 3.5 + Betamix[™] Herbicides in Sugarbeets

(Not for use in California)

A Poast 3.5 and Betamix tank mix can be applied when the specified annual grasses are less than 2 inches in length. Grasses of this size generally occur at the second application of the split treatment of Betamix.

No additives are recommended in this tank mix.

Tank Mixing Rates

Poast 3.5: 10.5 ounces per acre

Betamix: 6 pints per acre

Tank Mixing Order:

1. Betamix
2. Poast 3.5

See section VI. Mixing Order (page 6) for details.

BEST AVAILABLE COPY

Tank Mixing Restrictions (partial list)

Do not apply this tank mix within 75 days of harvest. Do not add UAN solution or AMS to a **Poast 3.5 + Betamix** tank mix. Do not use this tank mix if grasses to be controlled include rhizome Johnsongrass, quackgrass, Bermudagrass, wirestem muhly, volunteer corn, shattercane, red rice or itchgrass.

SUNFLOWERS:

Commercially released varieties of sunflower are tolerant to **Poast 3.5** at all stages of growth; however, leaf speckling has been occasionally observed on sunflowers with no corresponding reduction in vigor or growth. **Poast 3.5** is not recommended for use on sunflower inbred lines grown for seed because crop safety of these lines has not been adequately established.

TOBACCO:

Apply **Poast 3.5** only at the seedbed stage of growth.

Forage Crops

ALFALFA, BIRDSFOOT TREFOIL, CLOVER, AND SAINFOIN:

Poast 3.5 may be applied to seedling or established alfalfa and clover grown for hay, silage, green chop, direct grazing, or for seed.

Mowing: The best control of annual grasses can be achieved by applying **Poast 3.5** before grass weeds are mowed. Once a grass is mowed it becomes tougher to control, as much of the leaf surface may be removed, putting the grass under stress. In areas without a killing frost, some annuals can over-winter after having been mowed a number of times. These grasses can form large crowns and contain many viable buds. A large crown, even if it is an annual grass, may require repeated applications of **Poast 3.5** for partial or complete control.

Tank Mixing Poast 3.5 + 2,4-DB in Alfalfa, Birdsfoot Trefoil, and Sainfoin

Some leaf yellowing and burning of the alfalfa may occur with this tank mix. Using 2,4-DB ester formulations may increase the severity of leaf injury. Additionally, in established alfalfa, 2,4-DB alone may cause twisting of stems and malformation of leaves. (Refer to 2,4-DB label.) Alfalfa plants will generally out-grow these temporary leaf injuries.

Tank Mixing Rates

Poast 3.5: up to 17.5 ounces per acre

2,4-DB: up to 0.75 pounds a.i. per acre

Tank Mixing Order:

1. 2,4-DB
2. **Poast 3.5**

See section VI. **Mixing Order** (page 6) for details.

Tank Mixing Restrictions (partial list)

Do not add UAN solution or AMS to a tank mix of **Poast 3.5 + 2,4-DB**.

Do not use this tank mix unless the 60-day feeding, grazing, and harvesting restrictions on the 2,4-DB label can be observed.

Do not use this tank mix in the High and Rolling Plains of Texas, Western Oklahoma, Western Kansas, and Eastern New Mexico.

IRRIGATED ALFALFA, CLOVER, BIRDSFOOT TREFOIL, AND SAINFOIN:

Irrigation practices can be very critical to the successful use of **Poast 3.5** and may be necessary to start grass weeds growing again. Generally, applications 2-4 days after an irrigation are most effective because:

- grasses resume active growth,
- grasses have less chance to grow too large,
- by waiting later, the clover or alfalfa begins to canopy and interferes with spray coverage.

Irrigation shortly after application (2 days) can be effective, but more consistent grass control is obtained when the irrigation is made before the application.

Annual Grass Control

Apply **Poast 3.5** at the grass sizes and rates indicated in **Tables 4-5**. If a grass has been cut, apply **Poast 3.5** after the regrowth reaches the minimum height (so there will be enough leaf area for absorption) and before it exceeds the maximum height indicated.

Apply before the clover or alfalfa canopies cover the grasses and interfere with the spray coverage. Also, applications after a clover or alfalfa cutting may need to be timed to follow an irrigation or rainfall which will allow the grasses to regrow to a treatable size. Some annual grasses are spring- and summer-germinating plants, while others are fall-germinating plants, and the time they are actively growing and most susceptible to **Poast 3.5** may vary from area to area. Also, some annuals germinate over a long time, and because control of small grasses is desired, applications after each weed flush may be needed. As a general guideline, spray spring- and summer-germinating grasses as early in the season as possible. The optimum application timing may occur very early in the spring after initial green-up. Spray fall-germinating weeds in the fall soon after they begin growing but before any killing frosts. Late fall applications may be less effective due to environmental changes, such as frosts or the onset of flowering.

INTERSEEDED OATS:

Oats interseeded with clover, alfalfa, birdsfoot trefoil, and sainfoin may be killed by applying **Poast 3.5**. Their removal allows the seedling crops to grow with less competition. This application should be made before the oats get too large. Application made in the boot stage or later will not be as effective as when applied onto young oats.

Perennial Grass Control

Poast 3.5 effectively controls or suppresses perennial grasses, such as Bermudagrass, Johnsongrass, quackgrass, wirestem muhly, and perennial ryegrass. However, their growth characteristics are such that they are more difficult to control than annual grasses, especially in a perennial crop such as established alfalfa or clover. A program of repeated applications is usually necessary for best results.

The most economical way of controlling perennial grasses is to do so in the year of stand establishment before rhizomes or stolons become large and difficult to kill. The field should be disked before seeding to thoroughly fragment rhizomes or stolons.

BEST AVAILABLE COPY

In summer and fall seedings, cool season grasses (quackgrass, wirestem muhly, and perennial ryegrass) can become very competitive under cool fall conditions. Fall applications of **Poast 3.5** will reduce late season grass growth and limit the ability of grasses to accumulate nutrient reserves in roots and rhizomes.

In established stands, it is important to begin applying in the spring when conditions favor active growth and before storage tissues have increased their nutrient reserves. Additional applications should be made on any grass regrowth in later cuttings.

SET ASIDE CONSERVATION RESERVE LAND, FALLOW ACREAGE:

Broadleaf Cover Crops: The growth of broadleaf cover crops such as alfalfa, clover, lespedeza, trefoils, and vetches will not be affected by **Poast 3.5**.

Grass Cover Crops: Most seeded grass crops such as oats, sudangrass, tall fescue, orchardgrass, bromegrasses, ryegrass, or timothy will be injured or killed by **Poast 3.5**, therefore, do not use **Poast 3.5** if injury to these grass cover crops is undesirable. Seeded grass cover crops may be injured or killed.

Restrictions and Limitations (partial list)

Do not harvest or graze cover crops other than alfalfa, clover, birdsfoot trefoil, or sainfoin treated with **Poast 3.5**.

Do not plant any other crop to be harvested for 120 days after application, unless **Poast 3.5** is registered for use in that crop.

This use is applicable only for the Midwest, South, and Northeast areas (see maps in Table 4).

For alfalfa cover crops, do not apply **Poast 3.5** within 7 days of grazing, feeding, or cutting for (undried) forage, or within 14 days of cutting alfalfa for (dry) hay.

For alfalfa cover crops, do not apply more than a total of 45.5 ounces of **Poast 3.5** per acre in one season.

Fruit and Nut Crops

STRAWBERRIES:

A single application may not provide complete control of perennial grasses. The application rate for **Poast 3.5** on strawberries may be increased if the application rate does not exceed 17.5 fluid ounces per acre, per season.

Do not tank mix or sequentially apply **Poast 3.5** herbicide plus oil concentrate within 1 week of applying **Tenoran** herbicide as strawberry injury may occur. **Poast 3.5** is not recommended for spring control of volunteer cereals that emerged the previous fall.

Note: Cultivate 14-21 days after application to aid control. Depending on environmental conditions and crop cultural system, season-long control may not always be obtained. However, competition from quackgrass will be reduced.

TREE NUTS:

Poast 3.5 may be used for grass control and suppression in bearing or nonbearing tree nuts. (Pistachios are not classified as tree nuts.) Tree nuts are very tolerant to **Poast 3.5** and **Poast 3.5** may be applied over the top of small, nonbearing trees or as a directed spray on larger trees.

Do not apply **Poast 3.5** with another pesticide whose label cautions against use with oil adjuvants.

Interseeded Cover Crops

Poast 3.5 Herbicide Activity on the Cover Crop

Grass cover crops controlled or suppressed by this use include wheat, oats, and barley, or any grass crop for which **Poast 3.5** is labeled. **Poast 3.5** will selectively control grass cover crops in seedling nongrass or broadleaf field, forage, or vegetable crops without injury. In addition, **Poast 3.5** will control any annual grasses that have emerged since planting. The slow-dying grass will provide a protective mulch for the primary crop seedlings for up to 3 weeks after applying **Poast 3.5**. This period will allow the crop to develop enough to become more tolerant to damage from wind-blown soil particles.

Apply **Poast 3.5** to cereals that are 3-4" in height (before tillering). Do not allow cereals to exceed this height as excessive competition and lack of control may occur.

Nonbearing Crops and Noncrop Areas

For nonbearing crops, always add 1 quart of oil concentrate per acre.

DECIDUOUS TREES, NONFOOD CROP AREAS, FALLOW LAND:

Poast 3.5 may be used in noncrop areas including rights-of-ways, roadsides and other paved areas, along fences and hedgerows, public buildings, recreation areas, industrial sites, storage yards, airports, electric transformer stations, pipeline pumping stations, sewage disposal areas, on potting and top soils, uncultivated agricultural areas, and general indoor or outdoor sites.

Poast 3.5 is not recommended for use on red sprangletop in California, Arizona, or western New Mexico.

Notice to user: Due to variability within species and in application techniques, neither the manufacturer nor the seller has determined whether or not **Poast 3.5** can be safely used on all varieties and species of nonbearing food crops, and other nonfood crops under all conditions. Therefore, it is recommended that the professional user should determine if **Poast 3.5** can be used safely before broad use. This determination can be made in the following manner:

On a small test area, apply the recommended rate of **Poast 3.5** on nonbearing or nonfood crop species or varieties under the conditions expected to be encountered. Any adverse conditions should be visible within 7 days.

TALL FESCUE GROWTH SUPPRESSION:

(Alabama, Georgia, Kentucky, North Carolina, South Carolina, Tennessee, Virginia, and West Virginia only)

Apply **Poast 3.5** to actively growing tall fescue after it has 4-6 inches of new growth, before the emergence of seedheads and before conifer bud break.

Applications made from July 1 to mid-August may be less effective, especially if day temperatures reach 90° F. Tall fescue must be 1-year old before the first application of **Poast 3.5**.

Adequate coverage of the leaf surface is necessary for absorption of this herbicide. Thus, for optimum control, do not mow tall fescue turf for 30 days before or 14 days after applying **Poast 3.5**.

Rate: Apply 7-8.75 fluid ounces of **Poast 3.5** per acre. For greater fescue suppression, up to 17.5 fluid ounces of **Poast 3.5** per acre can be used. Because of environmental differences at application, and

growth differences of tall fescue, tall fescue control may exceed or fall short of that desired. Begin treating crops with **Poast 3.5** at the minimum recommended rate and adjust rates as local conditions and experience dictate. Additional applications may be made if extended growth suppression is desired. Tall fescue can also be treated with **Poast 3.5** by spot application.

ORCHARD FLOOR MIDDLES:

Tank Mixing Poast 3.5 + 2,4-D Dimethylamine To Manage Growth In Orchard Floor Middles
(Not registered for use in California)

Poast 3.5 and 2,4-D dimethylamine can be used in a tank mix for growth management in orchard floor middles to reduce the number of mechanical mowings needed during a season. **Poast 3.5** and 2,4-D dimethylamine can be safely applied for growth management in the following cool season grasses and mixtures: Kentucky bluegrass, perennial ryegrass, and tall fescue. Some degree of discoloration of the turf may occur. However, the turf will regrow and green up as effects of the treatment wear off.

Make one application per season from the following options:

- **Poast 3.5** and 2,4-D dimethylamine can be applied during the spring or summer when growth management is desired. Do not apply during bloom or within 3 days of a mowing.
- An optimal timing for application is after sod green up in the spring (before any mowing) or 3 days after the initial mowing of the season is made.
- A prebloom treatment is recommended as any broadleaf weeds such as dandelions can be controlled before they hamper fruit pollination. This treatment will provide 5-8 weeks of growth management depending on the sod makeup (e.g., grass species, amount of broadleaf weeds present, etc.), environmental conditions and the desired maintenance height of the middles.

Tank Mixing Rates

Poast 3.5: 3.5 ounces per acre
2,4-D: 2 pints per acre

Tank Mixing Order:

1. 2,4-D
2. oil concentrate
3. **Poast 3.5**

See section VI. **Mixing Order** (page 6) for details.

Tank Mixing Restrictions (partial list)

- Make no more than 1 application of this tank mix per growing season.
- Do not apply if rainfall or irrigation is expected within 6 hours after application as growth management effects will probably be unsatisfactory.
- Do not apply to a grass sod that is less than 2 years old.
- Do not apply to newly established orchards. Trees must be at least 1 year old and in vigorous condition.
- Do not apply this tank mix within 14 days of harvest of apples and pears.
- Do not apply this tank mix to nonbearing stonefruits within one year of harvest.

Vegetable Crops

- Allow a minimum of 14 days between sequential applications.
- Always add 2 pints of oil concentrate per acre.
- However, under the following conditions, **Poast™ 3.5 herbicide** plus oil concentrate should be used with caution due to potential leaf injury: when the temperature exceeds 90° F and the relative humidity is 60% or greater, or anytime the temperature exceeds 100° F, regardless of the humidity.
- Do not add UAN or AMS to vegetable crops other than potato, beans, and peas.

Aerial Application Restrictions:

Poast 3.5 is not registered for aerial application on succulent beans or broccoli.

POTATOES AND TOMATOES:

For field potatoes in Maine:

In case of heavy infestations of quackgrass, use 17.5 fluid ounces of **Poast 3.5** per acre followed by 10.5 fluid ounces per acre sequentially if needed.

Tank Mixing Poast 3.5 + Lexone® or Sencor® DF Herbicides in Potato and Tomato

(Not applicable in California.)

Apply a tank mix of **Poast 3.5 + Lexone** or **Sencor DF** to control mixed populations of annual grasses and broadleaf weeds listed as susceptible on the two product labels.

Tank Mixing Rates

Poast 3.5: see Table 6

Lexone/Sencor DF:

- for potatoes: 8-10 ounces per acre (broadcast)
- for tomatoes: 5-8 ounces per acre (broadcast), 8-12 ounces per acre (directed spray).

Tank Mixing Order:

- 1) **Lexone** or **Sencor DF**
- 2) Oil concentrate
- 3) **Poast 3.5**

See section VI. **Mixing Order** (page 6) for details.

Tank Mixing Restrictions (partial list)

- Apply only if there have been at least 3 successive days of sunny weather before application or crop injury may occur.
- Do not add UAN solution or AMS to a **Poast 3.5 + Lexone** or **Sencor DF** tank mix.
- Do not use this tank mix if grasses to be controlled include rhizome johnsongrass, quackgrass, Bermudagrass, wirestem muhly, volunteer corn or cereal, shattercane, red rice, or itchgrass.
- Apply only to russeted or white-skinned varieties of potato that are not early maturing.
- Do not apply this tank mix within 60 days of potato harvest.
- Do not treat transplanted tomatoes within 14 days of transplanting. Tomatoes must have recovered from transplant shock and new growth must be evident.
- Do not treat seeded tomatoes until plants have reached the 5-6 leaf stage.

BEST AVAILABLE COPY

170417

Crops:

This product can be used on the following crops:

- Beans
- Brassica
- Bulb and Fruiting Vegetables
- Citrus
- Cucurbits
- Pome Fruits

Please refer to Table 6 for a complete listing of crops.

Look inside for complete Restrictions and Limitations and Application Instructions.

Weeds listed in this label:

| Common Name | Scientific Name |
|------------------------------|--------------------------------|
| Barnyardgrass (Watergrass) | <i>Echinochloa crus-galli</i> |
| Bermudagrass (Wiregrass) | <i>Cynodon dactylon</i> |
| Crabgrass, Large | <i>Digitaria sanguinalis</i> |
| Smooth | <i>Digitaria ischaemum</i> |
| Cupgrass, Southwestern | <i>Eriochloa gracillis</i> |
| Woolly | <i>Eriochloa villosa</i> |
| Fescue, Tall | <i>Festuca arundinacea</i> |
| Foxtail, Giant (Pigeongrass) | <i>Setaria faberi</i> |
| Green | <i>Setaria viridis</i> |
| Yellow | <i>Setaria glauca</i> |
| Goosegrass | <i>Eleusine indica</i> |
| Itchgrass | <i>Rottboellia exaltata</i> |
| Johnsongrass | <i>Sorghum halepense</i> |
| Junglerice | <i>Echinochloa colonum</i> |
| Millet, Wild Proso | <i>Panicum miliaceum</i> |
| Muhly, Wirestem | <i>Muhlenbergia frondosa</i> |
| Oats, Tame | <i>Avena sativa</i> |
| Wild | <i>Avena fatua</i> |
| Orchardgrass | <i>Dactylis glomerata</i> |
| Panicum, Browntop | <i>Panicum fasciculatu</i> |
| Fall | <i>Panicum dichotomiflorum</i> |
| Texas | <i>Panicum texanum</i> |
| Quackgrass | <i>Agropyron repens</i> |
| Red Rice | <i>Oryza sativa</i> |
| Ryegrass, Annual | <i>Lolium multiflorum</i> |
| Perennial | <i>Lolium perenne</i> |
| Sandbur, Field | <i>Cenchrus incertus</i> |
| Shattercane/Wildcane | <i>Sorghum bicolor</i> |
| Signalgrass, Broadleaf | <i>Brachiaria platyphylla</i> |
| Sprangletop, Red | <i>Leptochloa filiformis</i> |
| Volunteer Barley | <i>Hordeum vulgare</i> |
| Corn | <i>Zea mays</i> |
| Oats | <i>Avena sativa</i> |
| Rye | <i>Secale Cereale</i> |
| Wheat | <i>Triticum aestivum</i> |
| Witchgrass | <i>Panicum capillare</i> |

Conditions of Sale and Warranty

The **Directions For Use** of this product reflect the opinion of experts based on field use and tests. The directions are believed to be reliable and should be followed carefully. However, it is impossible to eliminate all risks inherently associated with use of this product. Crop injury, ineffectiveness or other unintended consequences may result because of such factors as weather conditions, presence of other materials, or use of the product in a manner inconsistent with its labeling, all of which are beyond the control of BASF Corporation ("BASF") or the Seller. All such risks shall be assumed by the Buyer.

BASF warrants that this product conforms to the chemical description on the label and is reasonably fit for the purposes referred to in the **Directions For Use**, subject to the inherent risks, referred to above. BASF MAKES NO OTHER EXPRESS OR IMPLIED WARRANTY OF FITNESS OR MERCHANTABILITY OR ANY OTHER EXPRESS OR IMPLIED WARRANTY. IN NO CASE SHALL BASF OR THE SELLER BE LIABLE FOR CONSEQUENTIAL, SPECIAL OR INDIRECT DAMAGES RESULTING FROM THE USE OR HANDLING OF THIS PRODUCT. BASF and the Seller offer this product, and the Buyer and User accept it, subject to the foregoing **Conditions of Sale and Warranty** which may be varied only by agreement in writing signed by a duly authorized representative of BASF.

Basagran, Galaxy, Laddok, and Poast are registered trademarks of BASF AG.
Blazer, CommServ, Dash, and Storm are registered trademarks and SR and Prodigy are trademarks of BASF Corporation.
Betamix is a registered trademark of Schering Ag.
Buctril is a registered trademark of Rhone-Poulenc AG Company.
Classic and Lexone are registered trademarks of E.I. DuPont de Nemours and Company.
Cobra is a registered trademark of Valent USA Corporation.
Flexstar is a trademark and Reflex is a registered trademark of of Zeneca Inc.
Pursuit and Scepter are registered trademarks of American Cyanamid Company.
Sencor is a registered trademark of Bayer AG.

© 1996 BASF Corporation

NVA 96-4-25-0004

Additional Information

For additional information, call BASF's **COMMSERV™** at 1-800-874-0081.

BEST AVAILABLE COPY

BASF Corporation
P.O. Box 13528
Research Triangle Park, NC 27709

BASF