

**BASF**

PAL 25

7969-113

RI 10-27-95

PA 1/18

**ACCEPTED**  
APR - 1 1996  
Under the Federal Insecticide,  
Fungicide, and Rodenticide Act,  
as amended, for the pesticide  
registered under  
EPA Reg. No. 7969-113

# Facet<sup>®</sup> 75 DF

## herbicide

### Herbicide

#### Active ingredient

3,7-dichloro-8-quinolinecarboxylic acid .....75.0%

Inert Ingredients.....25.0%

Total .....100.0%

EPA Reg. No. 7969-113

EPA Establishment Number 65387-AR-001

This box contains Facet<sup>®</sup> 75 DF herbicide, a 75% dry flowable formulation, in water-soluble bags. Inner bags dissolve in water and contents disperse. After opening outer box, open foil liner over mixing tank and immediately dump entire unopened inner bags into the mixing tank. Do not handle soluble bags or expose them to moisture, since this may cause breakage.

### KEEP OUT OF REACH OF CHILDREN.

### CAUTION

#### Precautionary Statements

Harmful if swallowed, inhaled, or absorbed through the skin. Avoid contact with skin, eyes or clothing. Avoid breathing dust or spray mist. Causes moderate eye injury. May cause allergic skin response.

#### Statement of Practical Treatment

**If swallowed:** Contact a physician or Poison Control Center. Drink 1 or 2 glasses of water and induce vomiting by touching back of throat or, if available, by administering syrup of ipecac. Do not induce vomiting or give anything by mouth to an unconscious person.

**If on skin:** Wash thoroughly with plenty of soap and water. Remove contaminated clothing and launder before re-use. Get medical attention if irritation persists.

**If in eyes:** Immediately flush eyes with plenty of water. Get medical attention if irritation persists.

#### Environmental Hazards

Keep out of lakes, ponds and streams. Do not apply directly to water, areas where surface water is present, or to intertidal areas below the mean high water mark, except as specified on this label for use in rice. Do not contaminate water by cleaning of equipment or disposal of rinsate.

#### Agricultural Use Requirements

Use this product only in accordance with its labeling and with the Worker Protection Standard, 40 CFR part 170. Refer to supplemental labeling under "Agricultural Use Requirements" in the **Directions For Use** for information about this standard.

**Net contents: five 1-pound, water-soluble bags**

BASF Corporation  
P.O. Box 13528, Research Triangle Park, NC, 27709

Directions For Use .....3

Storage and Disposal.....3

General Information .....3

Preplant/Pre-emergence/Delayed Pre-emergence Application of **Facet 75 DF** .....4

Early Postemergence Application of **Facet 75 DF** .....4

Water Management .....5

Levees and **Facet 75 DF**.....5

Ground Application - Special Directions/Restrictions.....6

Aerial Application - Special Directions/Restrictions .....7

Restrictions and Limitations .....8

Crop Rotation Restrictions .....8

Rate of Application .....9

Adjuvant for Postemergence Application.....9

Tank Mixes .....10

**Facet 75 DF** Use in No-Till, Drill-Seeded Rice .....15

Procedure for Cleaning Spray Equipment .....16

Jar Test for Estimating Suitability of Oil Concentrate .....16

## Personal Protective Equipment (PPE)

**Applicators and other handlers must wear:** long-sleeved shirt and long pants, waterproof gloves and shoes plus socks. Follow manufacturer's instructions for cleaning/maintaining PPE. If no such instructions for washables, use detergent and hot water. Keep and wash PPE separately from other laundry.

## User Safety Recommendations

### Users should:

- Wash hands before eating, drinking, chewing gum, using tobacco, or using the toilet.
- Remove clothing immediately if pesticide gets inside. Then wash thoroughly and put on clean clothing.
- Remove PPE immediately after handling this product. Wash the outside of gloves before removing. As soon as possible, wash thoroughly and change into clean clothing.

## Engineering Controls Statement

When handlers use closed systems, enclosed cabs, or aircraft in a manner that meets the requirements listed in the Worker Protection Standard (WPS) for agricultural pesticides [40 CFR 170.240(d)(4-6)], the handler PPE requirements may be reduced or modified as specified in the WPS.

## Directions For Use

It is a violation of federal law to use this product in a manner inconsistent with this labeling.

All applicable directions, restrictions, precautions and **Conditions of Sale and Warranty** are to be followed. This labeling must be in the possession of the user at time of application.

Do not apply this product in a way that will contact workers or other persons, either directly or through drift. Only protected handlers may be in the specified area during application.

For any requirements specific to your state or tribe, consult the agency responsible for pesticide regulation.

## Agricultural Use Requirements

Use this product only in accordance with its labeling and with the Worker Protection Standard, 40 CFR part 170. This standard contains requirements for the protection of agricultural workers on farms, forests, nurseries, and greenhouses, and handlers of agricultural pesticides. It contains requirements for training, decontamination notification, and emergency assistance. It also contains specific instructions and exceptions pertaining to the statements on this label about personal protective equipment (PPE), and restricted entry interval. The requirements in this box only apply to uses of this product that are covered by the Worker Protection Standard.

Do not enter or allow worker entry into treated areas during the restricted entry interval (REI) of 12 hours.

PPE required for early entry to treated areas that is permitted under the Worker Protection Standard and that involves contact with anything that has been treated, such as plants, soil, and water, is: coveralls, waterproof gloves, and shoes plus socks.

## In Case of Emergency

In case of large-scale spillage regarding this product, call:

CHEMTREC ..... 1-800-424-9300

BASF Corporation ..... 1-800-832-HELP

In case of medical emergency regarding this product, call:

1. Your local doctor for immediate treatment.
2. Your local poison control center (hospital).
3. BASF Corporation 1-800-832-HELP.

## Storage and Disposal

Do not contaminate water, food, or feed by storage or disposal.

**Storage:** Do not store box under wet conditions. Handle box carefully when stored at temperatures less than 50° F to avoid breaking the soluble bags.

**Pesticide Disposal:** Wastes resulting from the use of this product may be disposed of on-site or at an approved waste disposal facility.

**Container Disposal:** Completely empty box into application equipment. Then dispose of packaging in a sanitary landfill or by incineration, or, if allowed by state and local authorities, by burning. If burned, stay out of smoke.

## General Information

**Facet® 75 DF herbicide** can be applied as a soil or foliar treatment to control certain grass and broadleaf weeds in rice. It can be used on drill, broadcast-seeded, or water-seeded rice.

Drill-seeded rice has shown good to excellent tolerance to **Facet 75 DF**.

In broadcast or water-seeded rice, seed on the soil surface in direct contact with **Facet 75 DF** is the most sensitive. Symptoms of "buggy whipping" and leaf twisting can be observed, but rice will generally outgrow these symptoms. The potential for rice injury (partial stand reduction or stunting) depends on seed placement and growth stage.

### Restrictions and Limitations for Arkansas

Because there are additional state restrictions in Arkansas, contact the Arkansas Plant Board or a representative for specific instructions about applying **Facet 75 DF** in Arkansas.

### Application Timing and Rice Culture

**Facet® 75 DF herbicide** may be applied pre-emergence, delayed pre-emergence, or early postemergence. For early postemergence applications, apply **Facet 75 DF** to small and actively growing weeds and grasses before they reach the maximum size listed in the **Rate of Application** section.

**Alternate Flood Culture:** In southern rice growing areas of the U.S., **Facet 75 DF** can be applied pre-emergence, delayed pre-emergence, or early postemergence to dry, moist, or saturated soil. Fields should be kept moist after application and before permanent flood is applied to ensure the best weed control.

**Pin-point Flooding Culture:** On water-seeded rice, **Facet 75 DF** should be applied after the water is drained but before the field is reflooded. Rice should have two leaves visible at application. Application too soon after the field is drained will result in possible rice injury to seeds and seedlings lying on the soil surface. Symptoms of "buggy whipping" and leaf twisting are generally observed if seeds or seedlings are on the soil surface at application.

**Facet 75 DF** may be applied to a shallow flood (1-2 inches), but control may be partial or inconsistent on sesbania or jointvetch species. Water should not be flowing into the field during application. Wait 2-3 days before adding more water.

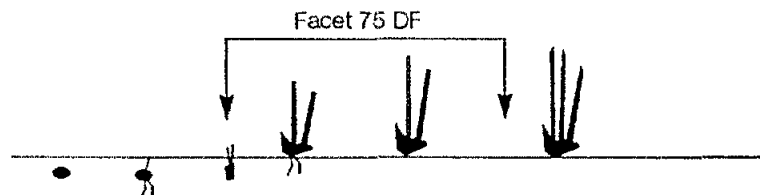
Do not use soil surface blending of **Facet 75 DF**. The experience of rice producers using this application method has resulted in variable weed control results and increased the frequency of rice injury and stand reduction due to direct **Facet 75 DF** contact with rice seed. **Do not use this application method.**

### Preplant/Pre-emergence/Delayed Pre-emergence Application of Facet 75 DF (Drill-Dry Seeded Rice Only)



- Do not incorporate **Facet 75 DF** with the preplant application.
- For preplant applications, apply **Facet 75 DF** within 7 days of drill-seeding rice.
- Do not use preplant applications of **Facet 75 DF** on sand, loamy sand, or sandy loam soils.
- For pre-emergence and delayed pre-emergence applications, drill the dry seed before applying **Facet 75 DF**. Make sure the drill furrow is covered. Exposed seeds on the surface may cause injured rice seedlings to develop.
- Do not apply **Facet 75 DF** to rice fields with a history of poor water-holding capacity (porous subsoil), as erratic weed control may result.

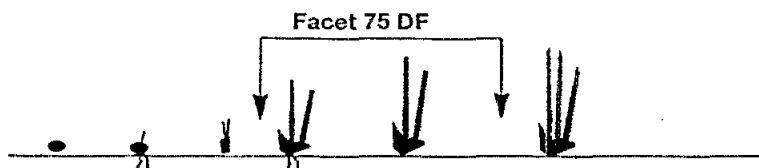
### Early Postemergence Application of Facet 75 DF (Drill and Broadcast Dry-Seeded Rice Only)



- In drill-seeded and properly covered broadcast-seeded rice, **Facet 75 DF** can be applied to the emerged grasses and broadleaf weeds not exceeding size limits for up to 80 days before harvest.
- Always use 2 pints of crop oil concentrate per acre with **Facet 75 DF** postemergence.
- If tank mixing with other rice products, read and follow label directions and restrictions on both labels.
- Do not apply **Facet 75 DF** to rice fields with a history of poor water-holding capacity (porous subsoil), as erratic weed control may result.

5/18

## Early Postemergence Application of Facet® 75 DF Herbicide (Water-Seeded Rice: Dry and Sprouted)



- **Facet 75 DF** can be applied to water-seeded rice after the second true leaf of rice has developed. Earlier application can result in onion leafing and "buggy whipping".
- Always use 2 pints of crop oil concentrate per acre with **Facet 75 DF** postemergence.
- Do not apply **Facet 75 DF** to rice fields with a history of poor water-holding capacity (porous subsoil), as erratic weed control may result.

### Water Management

**Proper water management is critical for a successful Facet 75 DF weed control program.**

With adequate soil moisture, a soil application of **Facet 75 DF** is actively taken up by germinating weed seed. Applied postemergence, **Facet 75 DF** is actively taken up through the foliage and root system of grass and broadleaf weeds. Therefore, it is **absolutely essential** that adequate soil moisture is available for optimum **Facet 75 DF** root uptake and performance, regardless of whether the application is pre-emergence or post-emergence. Do not allow the soil to dry out for a prolonged period of time after an application of **Facet 75 DF** or unsatisfactory weed control can occur. Rainfall that does not equal the results of a flushing (sealed soil surface i.e., melted clods) does not equal the benefits of a flushing. Flushing is mandatory to obtain the best results from **Facet 75 DF**. Bright sunshine and wind may result in fast drying of the soil surface from an inadequate rain.

Optimum weed control will be achieved when **Facet 75 DF** is applied to a moist soil and the field is maintained in a moist condition until permanent flood. When **Facet 75 DF** is applied pre-emergence or postemergence to dry or moist soil, flush within 3-5 days after application. This step is especially critical when **Facet 75 DF** is applied to dry soil. When **Facet 75 DF** is applied pre-emergence or postemergence to wet or saturated soil (no standing or puddled water), flush the field when it begins to dry (normally 3-14 days after application). New flushes of grass and broadleaf weeds may occur after a **Facet 75 DF** application. Flushing the fields while the weeds are still small (1 inch or less) normally provides control of the susceptible grasses and broadleaf weeds.

If a heavy rain occurs after a **Facet 75 DF** application, drain the excess water from the rice field to avoid possible rice injury.

### Levees and Facet 75 DF

Applying **Facet 75 DF** after levees are formed has been shown to be more consistent — provided moisture is available. When sufficient moisture from irrigation is not available, grass and weed control will be erratic.

Applying **Facet 75 DF** to the soil before levees are marked and pulled may provide partial weed control on the levees depending on rate, soil mixing, weed species, and moisture availability. Grass and weed control on levees formed after applying **Facet 75 DF** is not dependable.

If levees are formed and seeded before or after an application of **Facet 75 DF**, exposed rice seed may be injured.

6/12

### Ground Application - Special Directions/Restrictions

- **Susceptible Adjacent Crops:** The applicator must evaluate the application situation to determine how much distance is necessary to prevent spray drift onto any emerged crop, especially sensitive crops. When applying, do not allow **Facet® 75 DF herbicide** to contact emerged sensitive crops listed in **Restrictions and Limitations** or emerged cotton or soybeans. Severe injury may result if this occurs. For ground application in Arkansas, please contact the Arkansas Plant Board or a representative for specific instructions about applying **Facet 75 DF** in Arkansas. The applicator is responsible for any loss or damage that results from spraying **Facet 75 DF** in a manner other than recommended in this label. In addition, the applicator must follow all applicable state and local regulations and ordinances.

**To obtain uniform coverage and to avoid drift hazards, the following application equipment and practices must be used:**

- **Wind Speed:** Do not apply **Facet 75 DF** by ground when wind is blowing more than 10 mph.
- **Air Temperature:** Do not apply during temperature inversions or when the temperature exceeds 90° F.
- **Drift Control Agents:** BASF recommends using drift control agents with **Facet 75 DF**. The applicator is responsible for testing the tank mix compatibility with the proper rates of drift control agents with **Facet 75 DF**. Please refer to **Mixing** section for information on mixing sequence.
- **Nozzles:** It is recommended to use drift reduction nozzles such as **Delavan® Raindrop Drift Reduction Flat Spray Tip RF Tips, XR Tee Jet® Extended Range Flat Spray Tips** or other brands of comparable capabilities.
- **Nozzle Screens:** Do not use screens greater than the 50 mesh size as nozzle plugging is possible.
- **Mixing:** To a clean spray tank  $\frac{1}{2}$ - $\frac{2}{3}$  full of water, start agitation and add **Facet 75 DF**. Allow the components to mix thoroughly when the water-soluble bags dissolve. Add other herbicides if tank mixing, an adjuvant if needed, and a drift control agent. Add the remaining volume of water to the spray solution.
- **Preplant/Pre-emergence and Delayed Pre-emergence**  
Use 10-40 gallons of water per broadcast acre and 25-40 psi to achieve a uniform spray pattern on the soil surface. Coarse sprays and big droplets produced from 40-60 inch spaced flood or wide-angle flat fan nozzles used in fertilizer application may not provide the desired uniform coverage that 20-inch spaced flat fan nozzles can provide.
- **Postemergence**  
Use 10-20 gallons of water per broadcast acre and 25-40 psi (measured at the boom, not at the pump or in the line). Use standard low drift pesticide flat fan nozzles. Do not use flood, whirl chamber, or controlled droplet applicator (CDA) nozzles, as the performance of **Facet 75 DF** may not be maximized.

### Aerial Application - Special Directions/Restrictions

- **Susceptible Adjacent Crops:** The applicator must evaluate the application situation to determine how much distance is necessary to prevent spray drift onto any emerged crop, especially sensitive crops. When applying, do not allow **Facet® 75 DF herbicide** to contact emerged sensitive crops listed in **Restrictions and Limitations** or emerged cotton or soybeans. Severe injury may result if this occurs.

For aerial application in Arkansas, please contact the Arkansas Plant Board or a representative for specific instructions about applying **Facet 75 DF** in Arkansas.

The applicator is responsible for any loss or damage that results from spraying **Facet 75 DF** in a manner other than recommended in this label. In addition, the applicator must follow all applicable state and local regulations and ordinances regarding aerial spraying.

- **Avoid drift or accidental application from turning aircraft near cotton, soybeans, corn, vegetables, orchards, gardens, shrubs, or ornamentals.**

To obtain uniform coverage and to avoid drift hazards, the following application equipment and practices must be used:

- **Wind Speed:** Do not apply **Facet 75 DF** by aircraft when wind is blowing more than 8 mph.
- **Air Temperature:** Do not make aerial applications during temperature inversions or when the temperature exceeds 90° F.
- **Drift Control Agents:** BASF recommends using drift control agents with aerial applications of **Facet 75 DF**. The applicator is responsible for testing the tank mix compatibility with the proper rates of drift control agents and **Facet 75 DF**. Please refer to **Mixing** section for information on mixing sequence.
- **Nozzles:** It is recommended to use nozzles that develop a sheet of spray. These are those nozzles that have a sheet or straight stream discharge. Some examples are: CP, Lund, and flat fans with angles of 25°-65°. These narrow fan angles provide better droplet size control than wider angle versions. CP nozzles should only be operated with the low angle or the least deflector angle.
- **Nozzle Height:** No more than 15 feet above the crop.
- **Nozzle Orientation:** Nozzles must be pointed toward the rear of the aircraft. The downward angle of the nozzles should not be greater than 20°.
- **Nozzle Location:** Outboard nozzle locations should not exceed 75% of the aircraft wingspan or rotor diameter.
- **On fixed wing aircraft:** The nozzles should be positioned so that the spray being emitted is rearward, slightly downward, and so that the stream or sheet is parallel to the surrounding airstream around the nozzle. The nozzle outlet should also be positioned below any turbulence layer such as those created by the wing and boom. A good rule of thumb is for the nozzle outlet to be at least 2 inches below the boom when booms are mounted in a drop boom configuration.
- **On helicopters:** Nozzle outlets should be parallel to the airstream around the nozzle.
- **Nozzle Screens:** If used, do not use screens greater than the 50 mesh size as nozzle plugging is possible.
- **Water Volume and Spray Pressure:** Use a minimum of 5 gallons of water per acre and a maximum of 40 psi. Use only nozzles that will produce uniform spray patterns and thorough coverage.
- **Mixing:** Use a mixing tank or mixing vat first to get **Facet 75 DF** into suspension before transferring suspension to air application equipment. To a clean mixing tank or mixing vat with 1/2-2/3 full of water, start agitation, and add **Facet 75 DF**. Allow to mix thoroughly when the water-soluble bags dissolve. Add other herbicides if tank mixing, an adjuvant if needed, and a drift control agent. Add water if needed before transferring to air application equipment.
- **Spray Exposure to Flaggers:** Personnel working on the ground to help guide aerial applications must avoid contact with pesticide spray mist and must wear personal protective equipment and protective eyewear.

### Restrictions and Limitations

- Do not apply more than 0.67 pounds of **Facet® 75 DF herbicide** per acre per season to rice.
- Do not use **Facet 75 DF** on any rice soil that does not have an impermeable hard pan to provide good water-holding capacity.
- Do not use **Facet 75 DF** on precision cut fields until the second rice crop as injury can occur.
- Do not use **Facet 75 DF** on sand and loamy sand soils.
- Do not apply **Facet 75 DF** within 80 days of harvest.
- Do not use water from rice cultivation after a **Facet 75 DF** application to irrigate any crop other than rice.
- Do not premix **Facet 75 DF** with fungicides, herbicides, insecticides, additives, or fertilizers as contamination of mixing equipment and movement of **Facet 75 DF** to off-site mixing areas can occur.
- Physical incompatibility, reduced weed control, or crop injury may result from mixing **Facet 75 DF** with other pesticides (fungicides, herbicides, or insecticides), additives, or fertilizers.
- Do not use **Facet 75 DF** in tank mixes other than those listed on this label, BASF supplemental labeling, or technical bulletins.
- Do not apply this product through any type of irrigation system.
- Do not allow **Facet 75 DF** to drift onto other desirable plants - especially sensitive crops belonging to the following plant families:
  1. *Solanaceae* (tomato, potato, tobacco, eggplant, peppers (*Capsicum*), among others)
  2. *Umbelliferae* (celery, parsley, carrots, among others)
  3. *Leguminosae* (alfalfa, green bean, among others)
  4. *Convolvulaceae* (sweet potato, among others)
  5. *Chenopodiaceae* (spinach, sugar beet, among others)
  6. *Malvaceae* (okra, among others)
  7. *Cucurbitaceae* (watermelon, cantaloupe, squash, pumpkin, among others)
  8. *Compositae* (lettuce, sunflowers, among others)
- Do not allow spray containing **Facet 75 DF** to drift onto areas where tomatoes are to be planted, have been planted, or onto emerged tomatoes that were transplanted as severe injury will occur.
- Do not use rice straw or processing byproducts (such as chaff, hulls, etc.) as soil amendments or mulch for high-value crops such as bedding stock, vegetable transplants, or ornamental and fruit trees.
- Do not use treated rice fields for the aquaculture of edible fish and crustacea.
- **Do not use in California or Florida.**
- **Facet 75 DF** cannot be used to formulate or reformulate any other pesticide product.

### Crop Rotation Restrictions

Do not plant any crop other than rice for a period of 309 days following application. Eggplants and tobacco should not be planted within 12 months on fields treated with **Facet 75 DF**. Tomatoes and carrots should not be planted within 24 months on fields treated with **Facet 75 DF**. In case of crop failure, only rice may be immediately replanted.



## Rate of Application

### A. Pre-emergence and Delayed Pre-emergence Application for Drill-Seeded Rice

Soil Texture	Product per Acre <sup>1</sup>
sand, loamy sand	Do not use
sandy loam	0.33-0.44 pound
loam, silt loam, silt, sandy clay loam	0.5 pound
silty clay loam, clay loam, sandy clay, silty clay, clay	0.67 pound
clay (e.g., buckshot, gumbo, Sharkey clay soils)	0.67 pound

<sup>1</sup> Use the higher rate where grass and weed infestation are expected to be heavy.

**Weeds controlled:** barnyardgrass, junglerice, broadleaf signalgrass, large crabgrass, morningglory species, and sesbania. **Sprangletop is not controlled.**

### B. Early Postemergence for Drill, Broadcast, and Water-Seeded Rice

Weed	Weed Size		Facet 75 DF Rate Per Acre	Oil Concentrate Rate Per Acre
	Leaf Stage	Height (in)		
Barnyardgrass	1-2	1/4-2	0.5 pound <sup>1</sup> to 0.67 pound	2 pints
Junglerice	1-2	1/4-2		
Broadleaf Signalgrass	1-2	1/4-2		
Large Crabgrass	1-2	1/4-2		
Birtvetch Species	1-2	1/4-2		
Morningglory Species	2-6	2-3		
Sesbania	1-2	1/4-2		
Eclipta	1-2	1/4-2		

Note: **Facet\* 75 DF herbicide** does not control sprangletop.

Use the 0.33 pound of **Facet 75 DF** per acre on light-textured soils (sandy loam only). If higher rates are used on this soil type and the application is overlapped, injury to rice could occur on the overlapped area.

Use the 0.5 pound of **Facet 75 DF** per acre on medium-textured soils (silts and loams).

Use 0.67 pound of **Facet 75 DF** per acre only on heavy-textured soils like clay soils with a clay content greater than 40% (gumbo soils, Sharkey clay).

**Do not use Facet 75 DF on any rice soil that does not have an impermeable hard pan to provide good water-holding capacity. Rates reduced below label recommendations will decrease the initial effectiveness and will shorten the duration of residual activity. Labeled rates applied to grass and weeds that exceed labeled sizes will result in reduced weed control.**

## Special Directions

### Early Season Suppression of Alligatorweed in Water-seeded Rice

Make a postemergence application of 0.67 pounds of **Facet 75 DF** per acre plus 2 pints of oil concentrate per acre. Rice must be in at least the two-leaf stage. For best control, establish the permanent flood within 2 days after **Facet 75 DF** application.

## Adjuvant for Postemergence Application

For postemergence applications only, use 2 pints of a nonphytotoxic crop oil concentrate per acre to maximize weed control with **Facet 75 DF**.

A nonphytotoxic oil concentrate (commonly referred to as oil concentrate) should be added to the spray tank for certain weed problems as recommended in the directions. The oil concentrate must contain either a petroleum or vegetable oil base and must meet all the following criteria:

- Be nonphytotoxic
- Contain only EPA-exempt ingredients
- Provide good mixing quality in the jar test (see the following page)
- Be successful in local experience


The exact composition of suitable products will vary, however, vegetable and petroleum oil concentrates should contain emulsifiers that provide good mixing quality. Highly refined vegetable oils have been observed to be more satisfactory than unrefined vegetable oils. For additional information, see **Jar Test for Estimating the Suitability of Oil Concentrates**.

## Zinc chelate

High-quality, zinc chelate micronutrient solutions are compatible in tank mixes with **Facet 75 DF** when used at recommended rates.

## Tank Mixes

### Pre-emergence/Delayed Pre-emergence Application of Facet 75 DF Tank Mix (Drill-Dry Seeded Rice Only)

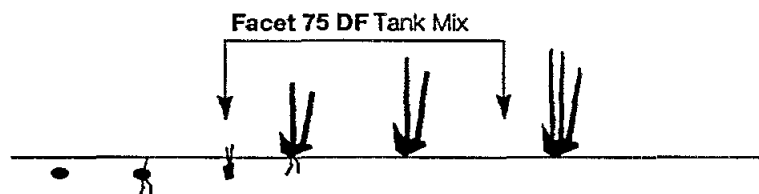


#### Facet 75 DF + Prowl® 3.3 EC Herbicide- Delayed Pre-emergence

This tank mix will offer broad spectrum postemergence grass and broadleaf weed control in rice, especially where sprangletop (*Leptochloa* spp.) is present.

Apply this tank mix at the correct timing for **Facet 75 DF**. Select the rate of **Facet 75 DF** from this label and tank mix with 1.8-2.5 pints of **Prowl** per acre. Add **Facet 75 DF** to the half-full spray tank of clean water with agitator running. Maintain constant agitation during application. Observe all **Restrictions and Limitations** specified on the label of each product. The most restrictive labeling applies.

### Early Postemergence Application of Facet 75 DF Tank Mix (Drill and Broadcast Dry-Seeded Rice Only)



#### Facet 75 DF + Basagran® - Early Postemergence

This tank mix will offer broad spectrum postemergence grass and broadleaf weed control in rice. Weeds should be no larger than the sizes stated on either label.

Use 0.5 pound of **Facet 75 DF** (0.67 pound on clay soils) per acre in the tank mix with 1.5-2 pints of **Basagran** per acre. On light-textured soils, use 0.33 pound of **Facet 75 DF** per acre in the tank mix. Add **Facet 75 DF** to the half-full spray tank of clean water with agitation running. After **Facet 75 DF** is thoroughly mixed, add **Basagran**, mix thoroughly and then add the recommended amount of oil concentrate and remaining volume of water. Maintain constant agitation during application. Observe all **Restrictions and Limitations** specified on the label of each product. The most restrictive labeling applies.

#### Facet 75 DF + Propanil - Early Postemergence

This tank mix will offer broad spectrum postemergence grass and broadleaf weed control in rice. Weeds should be no larger than the sizes stated on either label.

Use 0.5 pound of **Facet 75 DF** (0.67 pound on clay soils) per acre in the tank mix with propanil at 3-5 pounds active ingredient per acre. On light-textured soils, use 0.33 pound of **Facet 75 DF** per acre in the tank mix. Add **Facet 75 DF** to the half-full spray tank of clean water with agitation running. After **Facet 75 DF** is thoroughly mixed, add propanil, mix thoroughly, and then add the recommended amount of oil concentrate and remaining volume of water. Maintain constant agitation during application. Observe all **Restrictions and Limitations** specified on the label of each product. The most restrictive labeling applies.

#### Facet® 75 DF herbicide + Arrosolo® 3-3E - Early Postemergence

This tank mix will offer broad spectrum postemergence grass and broadleaf weed control in rice. Weeds should be no larger than the sizes stated on either label. Do not apply to flooded fields.


Use 0.5 pound of **Facet 75 DF** (0.67 pound on clay soils) per acre in the tank mix with 3-4 quarts of **Arrosolo 3-3E** per acre. On light-textured soils, use 0.33 pound of **Facet 75 DF** per acre in the tank mix. Add **Facet 75 DF** to the half-full spray tank of clean water with agitation running. After **Facet 75 DF** is thoroughly mixed, add **Arrosolo 3-3E**, mix thoroughly, and then add the remaining volume of water. Maintain constant agitation during application. Observe all **Restrictions and Limitations** specified on the label of each product. The most restrictive labeling applies.

#### Facet 75 DF + Londax - Postemergence

This tank mix will offer broad spectrum postemergence grass and broadleaf weed control in rice. Weeds should be no larger than the sizes stated on either label. Flush within 3 days after application. Keep moist until the permanent flood can be established.

Use 0.5 pound of **Facet 75 DF** (0.67 pound on clay soils) per acre in the tank mix with **Londax (60% DF)** at 1-1½ ounces per acre. On light-textured soils, use 0.33 pound of **Facet 75 DF** per acre in the tank mix. Add **Facet 75 DF** to the half-full spray tank of clean water with agitation running. After **Facet 75 DF** is thoroughly mixed, add **Londax (60% DF)**, mix thoroughly, and then add the recommended amount of oil concentrate and remaining volume of water. Maintain constant agitation during application. Observe all **Restrictions and Limitations** specified on the label of each product. The most restrictive labeling applies.

## Postemergence Application of Facet® 75 DF Herbicide Tank Mix



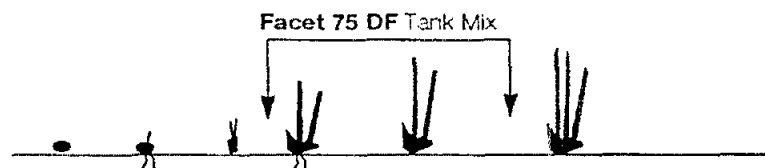
### Facet 75 DF + Blazer® - Postemergence

This tank mix will offer broad spectrum postemergence grass and broadleaf weed control in rice. Weeds should be no larger than the sizes stated on either label. Rice must be past the 3-leaf stage. Use 0.5 pound of **Facet 75 DF** (0.67 pound on clay soils) per acre in the tank mix with 0.5-1.0 pint of **Blazer** per acre. On light-textured soils, use 0.33 pound of **Facet 75 DF** per acre in the tank mix. Add **Facet 75 DF** to the half-full spray tank of clean water with agitation running. After **Facet 75 DF** is thoroughly mixed, add **Blazer**, mix thoroughly, and then add the recommended amount of nonionic surfactant and remaining volume of water. Maintain constant agitation during application. Observe all **Restrictions and Limitations** specified on the label of each product. The most restrictive labeling applies.

### Facet 75 DF + Storm® - Postemergence

This tank mix will offer broad spectrum postemergence grass and broadleaf weed control in rice. Weeds should be no larger than the sizes stated on either label. Rice must be past the 3-leaf stage. Use 0.5 pound of **Facet 75 DF** (0.67 pound on clay soils) per acre in the tank mix with 1.5 pints of **Storm** per acre. On light-textured soils, use 0.33 pound of **Facet 75 DF** per acre in the tank mix. Add **Facet 75 DF** to the half-full spray tank of clean water with agitation running. After **Facet 75 DF** is thoroughly mixed, add **Storm**, mix thoroughly, and then add the recommended amount of nonionic surfactant and remaining volume of water. Maintain constant agitation during application. Observe all **Restrictions and Limitations** specified on the label of each product. The most restrictive labeling applies.

## Postemergence Application of Facet® 75 DF Herbicide Tank Mix (Water-Seeded Rice: Dry and Sprouted)



### Facet 75 DF + Londax® - Postemergence

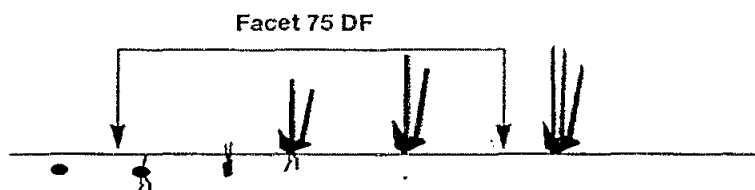
This tank mix will offer broad spectrum postemergence grass and broadleaf weed control in water-seeded rice. Weeds should be no larger than the sizes stated on either label. Apply 1-2 days before permanent flood up to a shallow permanent flood (1-2 inches). Use 0.5 pound of **Facet 75 DF** (0.67 pound on clay soils) per acre in the tank mix with 1-1<sup>2</sup>/<sub>3</sub> ounces of **Londax (60% DF)** per acre. On light-textured soils, use 0.33 pound of **Facet 75 DF** per acre in the tank mix. Add **Facet 75 DF** to the half-full spray tank of clean water with agitation running. After **Facet 75 DF** is thoroughly mixed, add **Londax (60% DF)**, mix thoroughly, and then add the recommended amount of oil concentrate and remaining volume of water. Maintain constant agitation during application. Observe all **Restrictions and Limitations** specified on the label of each product. The most restrictive labeling applies.

### Use of Crop Oil Concentrate (COC)

Crop oil concentrate is recommended to maximize the postemergence performance of **Facet 75 DF**. Other product labels may not recommend using COC. If COC is not used with postemergence application of **Facet 75 DF**, performance will be reduced.

12/18

## Delayed Pre-emergence/Early Postemergence Application of Facet 75 DF + Bolero 8 EC Tank Mix



### Facet® 75 DF herbicide + Bolero® 8 EC - Delayed Pre-emergence/Early Postemergence

This tank mix will provide broad spectrum grass and broadleaf weed control in rice, especially where sprangletop (*Leptochloa* spp.) is present.

Apply this tank mix at the correct timing for **Bolero** (see **Bolero** label). Select the rate of **Facet 75 DF** from this label and tank mix with 3-4 pints per acre of **Bolero**. Add **Facet 75 DF** to the half-full spray tank of clean water with agitator running. After **Facet 75 DF** is thoroughly mixed, add **Bolero** and mix thoroughly. Then add the remaining volume of water. Maintain constant agitation during application. Observe all **Restrictions and Limitations** specified on the label of each product. The most restrictive labeling applies.

**If rice is stressed due to high soil pH, salty soils, temperature, etc., do not apply this tank mix as rice may be severely injured or killed.**

See **Expanded Directions for Use of Facet 75 DF + Bolero 8 EC**.

### Expanded Directions For Use of Facet 75 DF + Bolero 8 EC

**Facet 75 DF** can be used in either a delayed pre-emergence or early postemergence tank mix with **Bolero 8 EC**. Sequential applications involving a delayed pre-emergence application of **Facet 75 DF + Bolero 8 EC** followed by early postemergence applications of a tank mix of **Bolero 8 EC** and propanil or a local labeled recommendation may also be made.

- Delayed pre-emergence — drill-seeded rice only
- Early postemergence — drill-seeded, broadcast, and water-seeded rice
- Sequential applications — drill-seeded rice only

#### Restrictions and Limitations For Facet 75 DF + Bolero 8 EC

Do not apply products through any type of irrigation system.

With delayed pre-emergence treatments in drill-seeded rice, seed must be thoroughly covered with soil.

Seedbeds should be well prepared and free of large clods. Soil surfaces should be sealed by rain or flushing, and be moist at application.

Use a minimum of 10 gallons of water per acre with aerial or ground application equipment.

Do not apply to stressed rice as it may be seriously injured or killed. See **Bolero 8 EC** label for listing of possible stress factors.

Do not overlap or double-treat the ends of rice fields.

**Table . Weeds Controlled with Delayed Pre-emergence, Early Postemergence, or Sequential Treatments**

Common Name	Scientific Name	Timing for Most Effective Weed Control
Barnyardgrass	<i>Echinochloa crus-galli</i>	pre-emergence to 2-leaf
Crabgrass	<i>Digitaria</i> spp.	pre-emergence to 2-leaf
Dayflower Species	<i>Commelina</i> spp.	pre-emergence to 1/2 inch
Ducksalad	<i>Heteranthera</i> spp.	pre-emergence to 1/2 inch
Eclipta	<i>Eclipta alba</i>	1-2 leaves
Gooseweed	<i>Sphenoclea zeylandica</i>	pre-emergence to 1/2 inch
Hoorahgrass/Fansedge	<i>Fimbristylis</i> spp.	pre-emergence to 1/2 inch
Jointvetch Species		
Northern	<i>Aeschynomene virginica</i>	1-2 leaves
Indian	<i>Aeschynomene indica</i>	1-2 leaves
Junglerice	<i>Echinochloa colonum</i>	pre-emergence to 2-leaf
Morningglory species		
Tall (common)	<i>Ipomoea purpurea</i>	pre-emergence to 6-leaf
Cypressvine	<i>Ipomoea quamoclit</i>	pre-emergence to 6-leaf
Entireleaf	<i>Ipomoea hederacea integruscula</i>	pre-emergence to 6-leaf
Ivyleaf	<i>Ipomoea hederacea</i>	pre-emergence to 6-leaf
Palmleaf	<i>Ipomoea wrightii</i>	pre-emergence to 6-leaf
Pitted	<i>Ipomoea lacunosa</i>	pre-emergence to 6-leaf
Purple Moonflower	<i>Ipomoea muricata</i>	pre-emergence to 6-leaf
Smallflower	<i>Jacquemontia tamnifolia</i>	pre-emergence to 6-leaf
Panicum, Fall	<i>Panicum dichotomiflorum</i>	pre-emergence to 2-leaf
Rimpernel, False	<i>Lindernia</i> spp.	pre-emergence to 1/2 inch
Redstem	<i>Ammannia</i> spp.	pre-emergence to 1/2 inch
Sesbania, Hemp	<i>Sesbania exaltata</i>	pre-emergence to 2-leaf
Signalgrass, Broadleaf	<i>Brachiaria platyphylla</i>	pre-emergence to 2-leaf
Spikerush, Annual	<i>Eleocharis obtusa</i> , <i>E. parvula</i>	pre-emergence to 1/2 inch
Sprangletop	<i>Leptochloa</i> spp.	pre-emergence to 1/2 inch
Umbrella plants, Annual	<i>Cyperus erythrorhizos</i> , <i>C. iria</i>	pre-emergence to 1/2 inch
Waterhyssop	<i>Bacopa rotundifolia</i>	pre-emergence to 1/2 inch

**Delayed Pre-emergence Tank Mix of Facet® 75 DF herbicide + Bolero 8 EC  
For Drill-Seeded Rice Only**

- Apply 1-5 days before rice emergence; generally this is 5-9 days after rice planting.
- To control barnyardgrass (*Echinochloa crus-galli*), junglerice (*Echinochloa colonum*), broadleaf signalgrass (*Brachiaria platyphylla*), sprangletop (*Leptochloa* spp.), crabgrass (*Digitaria* spp.), fall panicum (*Panicum dichotomiflorum*), dayflower (*Commelina communis*), eclipta (*Eclipta alba*), ducksalad (*Heteranthera* spp.), redstem (*Ammannia* spp.) hemp sesbania (*Sesbania exaltata*) and morningglory species (*Ipomoea* spp.)
- The seedbed should be well prepared and free of large clods.
- Soil surfaces should be sealed by rain or flushing and be moist at application.
- Do not apply to fields with standing water.
- Do not apply **Facet 75 DF + Bolero 8 EC** as a pre-emergence treatment to a cracked soil.
- Soil should be kept moist after application and not be allowed to crust and crack.
- Fields should be flooded as soon as the rice plants will tolerate permanent flooding.

Soil Texture	Facet 75 DF (Rate Per Acre)	Bolero 8 EC (Rate Per Acre)
<b>Sands:</b> Sand, loamy sand	Do Not Use	Do Not Use
<b>Coarse:</b> Sandy loam only	0.33 pound	3-4 pints
<b>Medium:</b> Loam, silt loam, silt, sandy clay loam	0.44-0.5 pound	3-4 pints
<b>Heavy:</b> Silty clay loam, clay loam, sandy clay, silty clay, clay <sup>2</sup> (e.g., buckshot, gumbo, Sharkey clay)	0.5-0.67 pound	3-4 pints

<sup>1</sup> On coarse soils, germination must be complete or significantly reduced stands can result.

<sup>2</sup> On clay soils, 0.67 pound of **Facet 75 DF** per acre is recommended.

147 18

**Early Postemergence Tank Mix of Facet® 75 DF Herbicide + Bolero 8 EC**  
**For Drill, Broadcast, and Water-Seeded Rice**

**Drill-Seeded Rice**

- For best results, apply to moist soils after rice emergence to control barnyardgrass at the 2-leaf stage of development or less and before emergence of sprangletop and aquatic species.
- Applications may be made to a dry soil surface (medium and fine-textured soils) that has been previously sealed by rain or flushing and is not cracked at application. When this dry soil application is used, rice should be in the 2-3 leaf stage of development and the field must be sealed by rain or flushing within 3 days after application, or control may be reduced. If flushing (or heavy rainfall) is used to wet the soil and causes rapid water movement through the flood gates, weed control around the gates may be reduced.
- Do not apply to stressed rice as it may be seriously injured or killed.
- Soil should be kept moist after application and not be allowed to crust or crack.
- Fields should be flooded as soon as the rice plants will tolerate permanent flooding.

**Water-Seeded Rice**

- Apply to nonflooded fields only.
- Application must not be made before rice is in the 2-leaf stage of development.
- Soils should be sealed and wet at the time of application
- Soils should be kept moist after application and not be allowed to crust and crack.
- Fields should be flooded as soon as the rice plants will tolerate permanent flooding.

Soil Texture		Facet 75 DF (Rate Per Acre)	Bolero 8 EC (Rate Per Acre)
<b>Sands:</b>	Sand, loamy sand	<b>Do Not Use</b>	<b>Do Not Use</b>
<b>Coarse:</b> <sup>1</sup>	Sandy loam only	0.33 pound	2-3 pints
<b>Medium:</b>	Loam, silt loam, silt, sandy clay loam	0.5 pound	3-4 pints
<b>Heavy:</b>	Silty clay loam, clay loam, sandy clay, silty clay, clay <sup>2</sup> (e.g., buckshot, gumbo, Sharkey clay)	0.5-0.67 pound	3-4 pints

<sup>1</sup> On coarse soils, germination must be complete or significantly reduced stands can result.

<sup>2</sup> On clay soils, 0.67 pound of **Facet 75 DF** per acre is recommended.

**Sequential Application**

Delayed Pre-emergence - **Facet 75 DF + Bolero 8 EC** - Drill Seeded Rice Only

Followed by Early Postemergence -

Option A. **Bolero 8 EC** + propanil tank mix

Option B. Local labeled recommendations

- Delayed Pre-emergence - For the tank mix, use **Facet 75 DF** at the same rates, timing, precautions, and instructions previously described. For **Bolero 8 EC**, use only the 2 pints per acre rate.

followed by

- Early Postemergence - Option A. **Bolero 8 EC** + propanil  
Option B. Local labeled recommendations

- Weeds controlled:  
Barnyardgrass, junglerice, sprangletop, broadleaf signalgrass, crabgrass, fall panicum, duckweed, redstem, waterhyssop (*Bacopa rotundifolia*), false pimpernel, flatsedge (*Cyperus erythrorhizos*, *C. iria*), spikerush (*Eleocharis obtusa*, *E. parvula*), hoorahgrass (*Fimbristylis* spp.), hemp sesbania, northern and Indian jointvetch (*Aeschynomene* spp.), dayflower, eclipta, and pitted morningglory (*Ipomoea lacunosa*).
- For best results, apply to moist soils after rice emergence to control emerged grasses at the 2-leaf stage of development or less (sprangletop less than 1/2 inch), aquatics less than 1/2 inch tall and broadleaf weeds less than 2 inches tall.
- Application may be made to a dry soil surface that has been previously sealed by rain or flushing, and is not cracked at application. When this dry-soil application is used, rice should be in the 2-3 leaf stage of development and the field must be wetted by rain or flushing within 3 days after application, or a reduction in control can be expected.  
If flushing (or heavy rainfall) is used to wet the soil and causes rapid water movement through the flood gates, weed control around the gates may be reduced.
- Application should be made when the soil surface is sealed and moist (non-flooded).
- Soil should be kept moist after application and not be allowed to crust and crack.
- Fields should be flooded as soon as the rice plants will tolerate permanent flooding.
- Temporary injury to rice may occur under certain conditions.
- Do not apply to stressed rice as it may be seriously injured or killed.
- The **Bolero 8 EC** + propanil tank mixture will not prevent re-infestation of hemp sesbania, northern or Indian jointvetch, broadleaf signalgrass, or pitted morningglory.

Early Postemergence Treatment	Bolero 8 EC (Rate Per Acre)	Propanil (Rate Per Acre)
All Soil Types	2 pints	2-4 pounds a.i.

### Mixing Instructions

- **Facet® 75 DF herbicide + Bolero 8 EC**

Add **Facet 75 DF** to the half-full spray tank of clean water with agitator running. After **Facet 75 DF** is thoroughly mixed, add **Bolero 8 EC** and mix thoroughly. Then add the remaining volume of water. Maintain constant agitation during application.

- **Bolero 8 EC + propanil**

Add propanil to the half-full spray tank of clean water with agitator running. After propanil is thoroughly mixed, add **Bolero 8 EC** and mix thoroughly. Then add the remaining volume of water. Maintain constant agitation during application.

Do not apply to stressed rice or second crop (stubble crop) rice. Do not use **Bolero 8 EC** or **Bolero 8 EC** tank mixes on the rice varieties L201 and Millie. Follow the most restrictive label directions concerning rotational cropping and crop failure. Do not use this tank mix in fields where fall farming of crayfish will be practiced. Avoid drift to nontarget areas. Do not permit drift into catfish, crayfish, shrimp, or minnow ponds. Water drained directly from treated fields must not be used to irrigate other crops. Do not apply more than 4 pounds of **Bolero 8 EC** active ingredient per acre per year. Do not apply **Bolero 8 EC** tank mixes within 14 days before or after organophosphate or carbamate insecticide application. Do not apply when temperatures exceed 95° F. Do not apply **Bolero 8 EC** postemergence tank mixes when rain is expected within 6 hours. Rice seedlings with succulent growth may exhibit temporary foliar burn which may be greater than conventional propanil application, but usually recover after 10-14 days. Do not add liquid nitrogen, zinc, or surfactant with **Bolero 8 EC** alone or when tank mixed with propanil or **Facet 75 DF** for postemergence applications.

Application to stressed rice can result in stand reductions, chlorosis, growth inhibition, delayed maturity, or leaf discoloration. Stress factors include but are not limited to the following: daily temperatures below 65° F or above 95° F, problem soils (i.e., zinc deficiency, high salt content, high pH), excessive moisture (i.e., above field capacity while rice seed is germinating), drought conditions, poor field drainage, deep water after application, or foliar plant growth regulators (PGR) either tank mixed or sequentially applied with **Facet 75 DF + Bolero 8 EC**.

### Facet 75 DF Use in No-Till, Drill-Seeded Rice

**Facet 75 DF** can be used with glyphosate herbicide products for weed control in no-till or reduced tillage rice production systems. In this particular system, when applied at the labeled rate, **Facet 75 DF** will provide no more than 4-5 weeks of residual weed control and will control only those weeds listed on the **Facet 75 DF** label.

#### Application Timing

**Sequential Applications:** **Facet 75 DF** can be applied as a pre-emergence, delayed pre-emergence, or early postemergence application after a successful glyphosate application. **Facet 75 DF** must be applied at the recommended rates and cannot be applied more than 7 days before drill seeding rice or unsatisfactory residual weed control may occur.

**Tank Mix Applications:** Rates of **Facet 75 DF** and the glyphosate product can be tank mixed and applied 7 days or less before drill seeding. Do not apply this tank mix more than 7 days before drill seeding or unsatisfactory residual weed control may occur. Do not apply this tank mix after the rice has emerged.

#### Mixing

Add **Facet 75 DF** to the half-full spray tank of clean water with the agitation running. After **Facet 75 DF** is thoroughly mixed, add the glyphosate product, mix thoroughly, and then add the recommended amount of adjuvant and the remaining volume of water. Maintain constant agitation during application.

Application Type	Rate	Timing
<b>Sequential Application</b> Glyphosate product followed by <b>Facet 75 DF</b>	Label rate 0.33-0.67 pound per acre*	Apply <b>Facet 75 DF</b> less than 7 days before drill-seeding, pre-emergence, delayed pre- emergence, or early postemergence after a successful glyphosate application.
<b>Tank Mix</b> Glyphosate product plus <b>Facet 75 DF</b>	Label rate 0.33-0.67 pound per acre*	Apply the tank mix within 7 days of drill seeding and before the rice emerges.

\* Use 0.33 pound per acre of **Facet 75 DF** on light-textured soils (sandy loam).  
Use 0.5 pound per acre of **Facet 75 DF** on medium-textured soils (silt and loams).  
Use 0.67 pound per acre of **Facet 75 DF** on heavy-textured soils (silty clay loam, clay loam, and clays).

### Procedure for Cleaning Spray Equipment

ATTENTION! Clean sprayer thoroughly before and after applying **Facet® 75 DF** herbicide, particularly if a herbicide with the potential to injure crops was used.

Consult the label of previously used herbicides for cleaning instructions. If no instructions are available, the steps listed below are suggested for cleaning of spray equipment before and after applications of **Facet 75 DF**.

1. Hose down the inside and the outside of equipment thoroughly while filling the spray tank half-full of water. Flush by operating sprayer until the system is purged of this rinse water.
2. Refill the tank with water while adding 1 gallon of household ammonia, 1 pint of household dishwashing detergent, 1 pound of household dishwasher detergent per 100 gallons of water, or add a commercial sprayer cleaner according to the manufacturer's directions. Operate the pump to circulate the detergent solution through the sprayer system for 5-10 minutes and discharge a small amount of solution through the in-line filters, boom, and nozzles.
3. Flush the detergent solution out of the spray tank through the boom.
4. Remove the in-line filters, nozzles, and screens and flush the system with two tankfuls of water.

### Jar Test for Estimating Suitability of Oil Concentrate

1. **Water supply:** Use only water from the intended source and at the source temperature.
2. **Amount of water in jar:** For 20 gallons per acre spray volume, use  $3\frac{1}{3}$  cups (800 ml) water.  
**Air Application:** For 5 gallons per acre spray volume, use  $\frac{5}{6}$  cups (200 ml) of water, or for 10 gallons per acre spray volume, use  $1\frac{2}{3}$  cups (400 ml) of water.  
For other spray volumes, adjust proportionately.
3. **Amount of herbicide and oil concentrate to add:** Take a **Facet 75 DF** PVA bag and cut an opening large enough to use a teaspoon for measuring purposes. Add 2 teaspoons of herbicide and oil concentrate for each pound or 1 teaspoon (5 ml) for each pint of recommended label rate per acre. The opened PVA bag must be used as soon as possible.
4. **Add components in following sequence:** Gently mix between component additions:
  - a. **Facet 75 DF** and other products (dry flowables and wettable powders).
  - b. Water-miscible products or liquid flowables.
  - c. Oil concentrate and emulsifiable concentrates when applicable.
5. **Cap jar,** Invert 10 cycles, let stand for 15 minutes, evaluate.
6. **Evaluation:** An ideal tank mix combination will be uniform; thus, the suitability of the oil concentrate is questionable if any of the following are observed:
  - Free oil at the surface: Film or globules
  - Flocculation: Fine particles may be suspended in the liquid or found as a precipitated layer at the bottom of the jar
  - Because **Facet 75 DF** is a dry flowable, particles will settle to the bottom of the jar. Inverting jar several times will indicate if settled particles can be re-suspended for spraying. As with any dry flowable in a spray tank, good agitation is necessary.
  - Clabbering: Thickening texture (coagulated), resembling yogurt or a curd-like texture, such as that of cottage cheese



# Appendix

The following are scientific names for the weeds listed on this label controlled or suppressed by **Facet® 75 DF herbicide**:

Common Name	Scientific Name
Alligatorweed	<i>Alternanthera philoxeroides</i>
Barnyardgrass	<i>Echinochloa crus-galli</i>
Crabgrass, Large	<i>Digitaria sanguinalis</i>
Signalgrass, Broadleaf	<i>Brachiaria platyphylla</i>
Eclipta	<i>Eclipta alba</i>
Jointvetch Species	
Indian	<i>Aeschynomene indica</i>
Northern	<i>Aeschynomene virginica</i>
Junglerice	<i>Echinochloa colonum</i>
Morningglory species	
Cypressvine	<i>Ipomoea quamoclit</i>
Entireleaf	<i>Ipomoea hederacea integruscula</i>
Ivyleaf	<i>Ipomoea hederacea</i>
Palmleaf	<i>Ipomoea wrightii</i>
Pitted	<i>Ipomoea lacunosa</i>
Purple Moonflower	<i>Ipomoea muricata</i>
Smallflower	<i>Jacquemontia tamnifolia</i>
Tall (common)	<i>Ipomoea purpurea</i>
Sesbania	<i>Sesbania exaltata</i>

The following is the scientific name for the weed listed on this label not controlled by **Facet 75 DF**:

Common Name	Scientific Name
Sprangletop	<i>Leptochloa spp.</i>

## Conditions of Sale and Warranty

The **Directions For Use** of this product reflect the opinion of experts based on field use and tests. The directions are believed to be reliable and should be followed carefully. However, it is impossible to eliminate all risks inherently associated with use of this product. Crop injury, ineffectiveness or other unintended consequences may result, because of such factors as weather conditions, presence of other materials, or use of the product in a manner inconsistent with its labeling, all of which are beyond the control of BASF CORPORATION ("BASF") or the Seller. All such risks shall be assumed by the Buyer.

BASF warrants that this product conforms to the chemical description on the label and is reasonably fit for the purposes referred to in the **Directions For Use**, subject to the inherent risks, referred to above. BASF MAKES NO OTHER EXPRESS OR IMPLIED WARRANTY OF FITNESS OR MERCHANTABILITY OR ANY OTHER EXPRESS OR IMPLIED WARRANTY. IN NO CASE SHALL BASF OR THE SELLER BE LIABLE FOR CONSEQUENTIAL, SPECIAL OR INDIRECT DAMAGES RESULTING FROM THE USE OR HANDLING OF THIS PRODUCT. BASF and the Seller offer this product, and the Buyer and User accept it, subject to the foregoing **Conditions of Sale and Warranty** which may be varied only by agreement in writing signed by a duly authorized representative of BASF.

*Facet and Basagran are registered trademarks of BASF AG.  
Blazer and Storm are registered trademarks of BASF Corporation.  
Bolero is a registered trademark of Kumiai Chemical Industry Company.  
Prowl is a registered trademark of American Cyanamid Company.  
Londax is a registered trademark of E.I. DuPont de Nemours and Company.  
Arrosolo is a registered trademark of ICI Americas, Inc.*

Patent #4,497,651

© 1995 BASF Corporation

NVA 0595/FD 420(1-03 38

**BASF Corporation**  
P.O. Box 13528  
Research Triangle Park, NC 27709

**BASF**

# Facet<sup>®</sup> 75 DF

herbicide

14218  
**ACCEPTED**

APR - 1 1996

Under the Federal Insecticide, Fungicide, and Rodenticide Act, as amended, for the pesticide registered under EPA Reg. No. 7969-113

## Special directions for application in Arkansas in 1996

EPA Reg. No 7969-113

### General Information

**Facet 75 DF** is a state **Restricted Use Product** in Arkansas.

The applicator is responsible for any loss or damage that results from spraying **Facet 75 DF** in a manner other than recommended in this label.

**All applicable directions, restrictions, precautions and Conditions of Sale and Warranty on the EPA-registered label are to be followed. The most restrictive labeling applies. This labeling must be in the possession of the user at the time of herbicide application.**

Contact the Arkansas Plant Board or a representative for specific instructions about applying **Facet 75 DF** in Arkansas.

- Do not transport **Facet 75 DF** with an airplane over towns. Fly around the towns.
- **Wind Speed:** Do not apply **Facet 75 DF** with aircraft when wind is blowing above 5 mph.
- **Air Temperature:** Do not make aerial applications during temperature inversions or when the temperature exceeds 90 °F.
- **Drift Control Agents:** Drift control agents are recommended for use with aerial applications of **Facet 75 DF** in Arkansas. The applicator is responsible for testing the tank mix compatibility with the proper rates of drift control agents and **Facet 75 DF**. Please refer to **Mixing/Spraying** section on the **Facet 75 DF** label for information on mixing sequence.

- **Nozzles:** It is recommended to use nozzles that develop a sheet of spray. These are those nozzles that have a sheet or straight stream discharge. Some examples are: CP, Lund, and flat fans with angles of 25°-65°. These narrow fan angles provide better droplet size control than wider angle versions. CP nozzles should only be operated with the low angle or the least deflector angle.
- **Nozzle Height:** Not more than 15 feet above the crop with aircraft.
- **Nozzle Orientation:** Nozzles must be pointed toward the rear of the aircraft; the downward angle of the nozzles should not be greater than 20°.
- **Nozzle Location:** Outboard nozzle location should not exceed 75% of the aircraft wingspan or rotor diameter.  
**On fixed wing aircraft:** The nozzles should be positioned so that the spray being emitted is rearward, slightly downward, and so that the stream or sheet is parallel to the surrounding airstream around the nozzle. The nozzle outlet should also be positioned below any turbulence layer such as those created by the wing and boom. A good rule of thumb is for the nozzle outlet to be at least 2 inches below the boom when booms are mounted in a drop boom configuration.  
**On helicopters:** Nozzle outlets should be parallel to the airstream around the nozzle.
- **Nozzle Screens:** If used, do not use screens greater than the 50 mesh size as nozzle plugging is possible.

### Ground Application Information

- **Wind Speed:** Do not apply **Facet 75 DF** with ground equipment when wind is blowing above 8 mph.
- **Air Temperature:** Do not make ground applications during temperature inversions or when the temperature exceeds 90 °F.
- **Drift Control Agents:** Drift control agents are recommended for use with ground applications of **Facet 75 DF** in Arkansas. The applicator is responsible for testing the tank mix compatibility with the proper rates of drift control agents and **Facet 75 DF**. Please refer to **Mixing/Spraying** section on the **Facet 75 DF** for information on mixing sequence.
- **Nozzles:** It is recommended to use drift reduction nozzles such as Delavan® Raindrop Drift Reduction Flat Spray Tip RF Tips, XR Tee Jet® Extended range Flat Spray Tips or other brands of comparable capabilities.
- **Nozzle Screens:** Do not use screens greater than the 50 mesh size as nozzle plugging is possible.

*Facet is a registered trademark of BASF AG.*

© 1995 BASF Corporation

NVA 4294/ED-4300-0634

BASF Corporation  
P.O. Box 13528  
Research Triangle Park, NC 27709