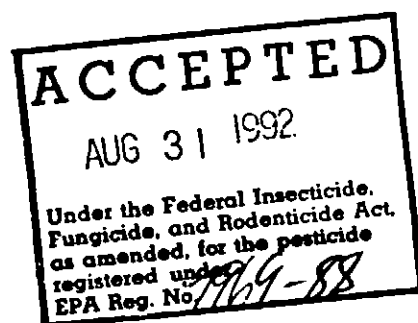


# Poast Plus<sup>TM</sup>

herbicide

**For use on alfalfa.\***

Poast Plus (EPA Reg. No. 7969-88)



**All applicable directions, restrictions, precautions and Conditions of sale and warranty on the EPA-registered label are to be followed. This labeling must be in the possession of the user at the time of herbicide application.**

#### **Re-entry and workers' protection statements**

Do not apply this product in such a manner as to directly or through drift expose workers or other persons, except those knowingly involved in the application. The area being treated must be vacated by unprotected persons.

Do not enter treated areas without protective clothing until sprays have dried.

Because certain states may require more restrictive re-entry intervals for various crops treated with this product, consult your State Department of Agriculture for further information.

Written or oral warnings must be given to workers who are expected to be in a treated area or in an area about to be treated with this product. Oral warnings must inform workers of areas or fields that may not be entered without specific protective clothing until sprays have dried, and appropriate actions to take in case of accidental exposure. When oral warnings are given, warnings shall be given in a language customarily understood by workers. Oral warnings must be given if there is reason to believe that written warnings cannot be understood by workers. Written warnings must include the follow-

ing information. "WARNING. Area treated with **Poast Plus**<sup>TM</sup> herbicide on (date of application). Do not enter without appropriate protective clothing until sprays have dried. If contacted, flush eyes immediately with water for 15 minutes. Get medical attention.

In case of contact with skin or clothing, remove contaminated clothing, wash skin thoroughly with soap and water. Call physician if irritation occurs. Wash contaminated clothing before re-use."

#### **Directions for use**

It is a violation of Federal law to use this product in a manner inconsistent with its labeling.

#### **General Information**

**Poast Plus** is a selective broad spectrum postemergence herbicide for control of annual and perennial grass weeds in alfalfa.

**Poast Plus** does not control sedges or broadleaf weeds.

**Poast Plus** may be applied to seedling or established alfalfa grown for hay, silage, green chop, direct grazing or for seed.

Alfalfa at all stages of growth is tolerant to **Poast Plus**.

The effectiveness of **Poast Plus** is dependent on the absorption and movement of **Poast Plus** throughout the plant. For this to occur, there must be enough leaf surface area to absorb the herbicide and the grass must be actively growing to move or translocate **Poast Plus** to the roots and buds. Any stress conditions that slow the growth of the

grass may decrease control or reduce the speed of control. These stress conditions may include mowing, lack of moisture, herbicide injury, mechanical injury or cold temperatures.

#### **Control symptoms:**

**Poast Plus** rapidly enters the plant through the foliage and translocates throughout the plant. Control symptoms exhibited by the grass plant progress from a slowing or stopping of growth (generally within 2 days), to reddening of the foliage, and to leaf tip burn. Subsequently, die-back of the foliage occurs and is often accompanied by decay of the nodes.

These symptoms will generally be observed within three weeks, depending on environmental conditions.

#### **Application information\***

**For air and ground equipment** apply **Poast Plus** to actively growing grasses when they are at the proper growth stage as specified by the **Recommendations for grass control**.

Thorough coverage of the grass foliage is essential. This is because the effectiveness of **Poast Plus** is dependent on the absorption and movement of **Poast Plus** throughout the plant.

Do not apply to grasses under stress such as stress due to lack of moisture, herbicide injury, mechanical injury or cold temperatures, since unsatisfactory control will probably result.

**\*Not intended for use in California.**

## Broadcast application

**Nozzle type:** For broadcast application, use standard high pressure pesticide hollow cone or flat fan nozzles. Do not use flood or whirl chamber nozzles.

**Spray gallonage:** Use a minimum volume of 5 gallons and a maximum volume of 20 gallons of spray solution per acre. In Arizona, Nevada, and Western New Mexico, use a minimum of 10 gallons per acre. In the High and Rolling Plains of Texas, Western Oklahoma, Western Kansas and Eastern New Mexico, use a minimum of 5 gallons per acre and a maximum of 10 gallons per acre.

**Spray pressure:** When using standard high pressure hollow cone or flat fan nozzles, adjust pressure to a minimum of 40 psi and a maximum of 60 psi at the nozzle.

Inadequate spray coverage of grasses due to heavy alfalfa canopy may result in reduced control. Always adjust spray pressure, spray volume and height of spray boom to ensure penetration of plant canopy and thorough coverage of grasses to be controlled. Tall weeds, such as volunteer corn, may require the boom height to be as high as 20 inches above the corn height; refer to the nozzle manufacturer's directions for recommended height.

**Other spray equipment:** Do not use selective application equipment such as recirculating sprayers, wiper applicators, or shielded applicators. Application of **Poast Plus™** herbicide with control drop application (CDA) nozzles is not recommended due to erratic coverage which causes inconsistent weed control.

## Addition of Dash® spray adjuvant or oil concentrate

**Dash** or a nonphytotoxic oil concentrate (commonly referred to as oil concentrate) should always be added to the spray tank. **Dash** is a surfactant solution containing only EPA-exempt ingredients. This adjuvant has been developed as a replacement for crop oil concentrate. The oil concentrate must contain either a petroleum or vegetable oil base and must meet the following criteria: 1) be nonphytotoxic, 2) contain only EPA-exempt ingredients, 3) provide good mixing quality in the jar test (see **Note about ammonium sulfate**), and 4) be successful in local experience. The exact composition of suitable products will vary, however, vegetable

and petroleum oil concentrates should contain emulsifiers which provide good mixing quality. For vegetable oil concentrates, it has been observed that highly refined vegetable oils are more satisfactory than unrefined vegetable oils. For additional information see **Jar test for estimating suitability of oil concentrate** below.

**Rate of oil concentrate:** 2 pints per acre.

**Rate of Dash:** 2 pints per acre.

## Mixing/spraying

Fill tank of a thoroughly clean sprayer half to two-thirds full with clean water. Start agitation and add **Dash** or oil concentrate; allow to mix thoroughly. Add **Poast Plus** and remaining volume of water. Maintain constant agitation during application.

## Addition of UAN solution (urea ammonium nitrate solution) or ammonium sulfate (AMS)

UAN solution is commonly referred to as 28, 30, or 32% nitrogen, and is a water solution of urea and ammonium nitrate. Three quarts of liquid ammonium sulfate (8-0-0 analysis) may be substituted for 2½ lbs. solid ammonium sulfate.

**For best control on volunteer corn, large crabgrass, wild oats, volunteer cereals, and quackgrass, add ammonium sulfate at 2½ lbs. per acre plus Dash or oil concentrate or ½-1 gallon of UAN solution plus Dash or oil concentrate.**

In some areas, the use of a nitrogen additive has improved control of rhizome johnsongrass. Consult your local BASF representative for the recommendation in your area.

Include **Dash** or oil concentrate with the UAN solution or ammonium sulfate when applying **Poast Plus**. Since most nitrogen solutions are mildly corrosive to galvanized, mild steel and brass spray equipment, be sure to rinse the entire spray system with water after use.

## Note about ammonium sulfate

It is important to use high quality ammonium sulfate to avoid plugging of spray nozzles. The ammonium sulfate must be readily soluble in water and contain no insoluble materials.

Local resources of high quality fine feed grade or spray grade ammonium sulfate may be better than fertilizer grade. Low quality ammonium sulfate may contain material that will not readily dissolve which could result in nozzle tip plugging.

To determine quality, perform a jar test, adding ¼ cup of ammonium sulfate to 1 gallon of water and agitate for 1 minute. If undissolved sediment is observed, predissolve the ammonium sulfate in water and filter prior to addition to the spray tank. If ammonium sulfate can be added directly to the spray tank, add slowly with agitation. Adding too quickly may clog outlet lines.

Ensure that ammonium sulfate is completely dissolved in the spray tank before adding other products.

## Jar test for estimating suitability of oil concentrate

1. **Water supply:** Use only water from intended source and at the source temperature.
2. **Amount of water in jar:**  
For 20 gals./Acre spray volume use 3½ cups (800 ml) of water.  
For 10 gals./Acre spray volume use 1¾ cups (400 ml) of water.  
For 5 gals./Acre spray volume use ¾ cups (200 ml) of water.  
For other spray volumes, adjust proportionately to above.
3. **Amount of herbicide and oil concentrate to add:** Add **Poast Plus™** herbicide and **Dash** or oil concentrate at the rate of 1 teaspoon (5 ml) for each pint recommended label rate.
4. **Add components in following sequence,** gently mixing between component additions:
  1. UAN solution or ammonium sulfate (if used)
  2. **Dash** or oil concentrate.
  3. **Poast Plus**
5. **Cap jar,** invert 10 cycles, let stand for 15 minutes, evaluate.
6. **Evaluation:** An ideal tank mix combination will be uniform; thus, the suitability of the oil concentrate is questionable if any of the following are observed:
  - Free oil at the surface — film or globules.
  - Flocculation — fine particles which may be suspended in the liquid or found as a precipitated layer at the bottom of the jar.
  - Clabbering — thickening texture (coagulated) resembling yogurt or a curd-like texture, such as that of cottage cheese.

30410

**Tank mix of Poast Plus™ herbicide with 2,4-DB in alfalfa for grass and broadleaf weed control**

Use a tank mix of **Poast Plus** with 2,4-DB for the control of mixed populations of grasses and broadleaf weeds listed as susceptible on the two product labels. Prepare the tank mix by adding 2,4-DB to half the final volume of water with agitation running. Then add **Poast Plus** followed by the oil concentrate or **Dash® spray adjuvant** and bring mix to final volume. Agitation must be continuous from time of mixing through spraying. Include 2,4-DB as a tank mix with **Poast Plus** at no more than 0.75 pound acid equivalent per acre.

2,4-DB formulations include Butoxone® herbicide (1.75 lbs./gal.); Butoxone Ester (2 lbs./gal.); Butyrac® 200 herbicide (2 lbs./gal.); Butyrac Ester (2 lbs./gal.).

Some leaf yellowing and phenoxy symptoms of the alfalfa may occur with this tank mix. Use of 2,4-DB ester formulations may increase the severity of leaf injury. Additionally, 2,4-DB alone may cause twisting of stems and malformation of leaves. (Refer to 2,4-DB label.) Alfalfa plants will generally outgrow these temporary leaf injuries.

Do not use more than 0.75 acid equivalent per acre of 2,4-DB in this tank mix.

This tank mix is not recommended for the High and Rolling Plains of Texas, Western Oklahoma, Western Kansas and Eastern New Mexico.

Do not add UAN solution or ammonium sulfate to a **Poast Plus** plus 2,4-DB tank mix. Do not apply **Poast Plus** and 2,4-DB as a tank mix unless all feeding, grazing and harvesting restrictions on the 2,4-DB label can be observed.

Observe all restrictions and limitations on the label of both products.

The most restrictive labeling applies to tank mixes.

**Recommendations for grass control**

- Apply to actively growing grasses at the sizes indicated below.
- Always follow recommendations given in the **Application Information** section.
- Always adjust spray pressure, spray volume and height of spray boom to ensure penetration of plant canopy and thorough coverage of grasses to be controlled.
- In irrigated areas it may be necessary to irrigate prior to treatment with **Poast Plus** to ensure weeds are growing actively.
- **Add 2 pints of Dash or 2 pints oil concentrate per acre.**

**Annual grass control**

Apply **Poast Plus** at the grass size and rate indicated in the following tables. If grass has been cut, apply **Poast Plus** after the regrowth reaches the minimum height (so there will be enough leaf area for absorption) and before it exceeds the maximum height indicated. Apply before alfalfa canopies over the grasses and interferes with spray coverage. Also, applications after an alfalfa cutting may need to be timed to follow an irrigation or a rainfall which will allow the grasses to regrow to treatable size.

Some annual grasses are spring- and summer-germinating while others are fall- or winter-germinating, and the time they are actively growing and most susceptible to **Poast Plus** may vary from area to area. Also some annuals germinate over a long period of time, and since control of small grasses is desired, applications after each weed flush may be needed. As a general guideline, spray spring- and summer-germinating grasses as early in the season as possible. Optimum application timing may occur very early in the spring after initial green-up. Spray fall- or winter-germinating weeds in the fall soon after they begin growing but before any killing frosts. Weeds are more susceptible to **Poast Plus** when they begin growth, and control is more complete. However, late fall applications may be less effective due to environmental changes, such as frosts, or due to the on-set of flowering.

**Inter-seeded oats**

Oats inter-seeded with alfalfa may be killed back with an application of **Poast Plus**. Controlling the oats allows the seedling alfalfa to grow with less competition while providing residue for soil erosion control until the alfalfa is established.

Apply before the oats exceed 10 inches.

Applications during the boot stage or later will not be as effective as an application on young oats.

**Perennial grass control**

**Poast Plus** effectively controls or suppresses perennial grasses such as bermudagrass, johnsongrass, quackgrass, wirestem muhly and perennial ryegrass. However, their growth characteristics are such that they are more difficult to control than annual grasses, especially in a perennial crop such as established alfalfa. A program consisting of split applications is usually necessary for best results.

The most economic way of controlling perennial grasses is to do so in the year of stand establishment before rhizomes or stolons become established and difficult to kill. The field should be disced before seeding to thoroughly fragment rhizomes or stolons.

In summer and fall seedings, cool season grasses (quackgrass, wirestem muhly, perennial ryegrass) can become very competitive under cool fall conditions. Fall applications of **Poast Plus** will reduce late season grass growth and limit the ability of grasses to accumulate nutrient reserves in roots and rhizomes.

In established stands it is important to begin application in the spring when conditions favor active growth and before weed storage tissues have increased their nutrient reserves.

Repeat applications on any grass regrowth in later cuttings.

### Mowing

Best control of annual grasses can be achieved by applying **Poast Plus™ herbicide** before grass weeds are mowed. Once grass is mowed, it becomes more difficult to control, as much of the leaf surface may be removed, putting the grass under stress. Because of this, a lower rate is recommended for fox-tail control (see table for **Alfalfa Western and Mountain States**) before the second cutting. In southern areas without a killing frost, some annuals survive the winter. These grasses can form large crowns containing many viable buds. A large crown, even if it is an annual grass, may require repeated applications of **Poast Plus** for partial or complete control.

### Cultivation information (alfalfa grown in rows for seed)

Do not cultivate within 5 days prior to application of **Poast Plus** or within 7 days following application. A timely cultivation after 7 days may aid in providing season-long control.

For control of quackgrass, delay cultivation until 14–21 days after application.

### Irrigation

Irrigation practices, which can be critical to the successful use of **Poast Plus**, may be necessary to start the grass weeds growing again. Generally, an application 2–4 days after an irrigation is most effective. This is because:

- 1) grasses resume active growth,
- 2) they have less of a chance to grow too large, and
- 3) by waiting later, the alfalfa begins to canopy and interferes with spray coverage.

Irrigation shortly after (within 2 days) an application has been effective, but more consistent grass control is obtained when the irrigation was made before the application.

In large fields, it may take several days for water to move across a field. The grasses should not be allowed to grow too large on the side of the field irrigated first while waiting for the entire field to be irrigated. In these situations the field should be sprayed in segments, following the irrigation, to obtain best results.

### Restrictions and limitations for alfalfa

Do not apply **Poast Plus** to grasses under stress, such as stress due to lack of moisture, herbicide injury, mechanical injury or cold temperatures, since unsatisfactory control will probably result.

Do not apply if rainfall is expected within one hour following application as grass control will probably be unsatisfactory.

Do not apply to alfalfa under stress, such as stress due to insect damage, lack of moisture, herbicide injury, mechanical injury or cold temperatures since leaf speckling or yellowing will probably result.

Do not apply **Poast Plus** within 7 days of grazing, feeding, or cutting for (undried) forage, or within 20 days of cutting alfalfa for (dry) hay.

Do not apply **Poast Plus** and 2,4-DB as a tank mix unless the 60-day feeding, grazing and harvesting restrictions on the 2,4-DB label can be observed.

Physical incompatibility, reduced weed control, or crop injury may result from mixing **Poast Plus** with other pesticides (fungicides, herbicides, insecticides or miticides), additives or fertilizers.

BASF does not recommend the use of **Poast Plus** tank mixes other than those listed on BASF labels, supplemental labels, or technical bulletins. Local agricultural authorities may be a source of information when using other than BASF recommended combinations.

Do not apply **Poast Plus** with another pesticide whose label cautions against use in combination with oil adjuvants.

Do not apply more than a total of 9¾ pints (156 fluid ounces) of **Poast Plus** per acre in one season. **Poast Plus** may be applied to alfalfa by ground and air equipment.

Do not apply **Poast Plus** through any type of irrigation equipment.

### Procedure for cleaning spray equipment

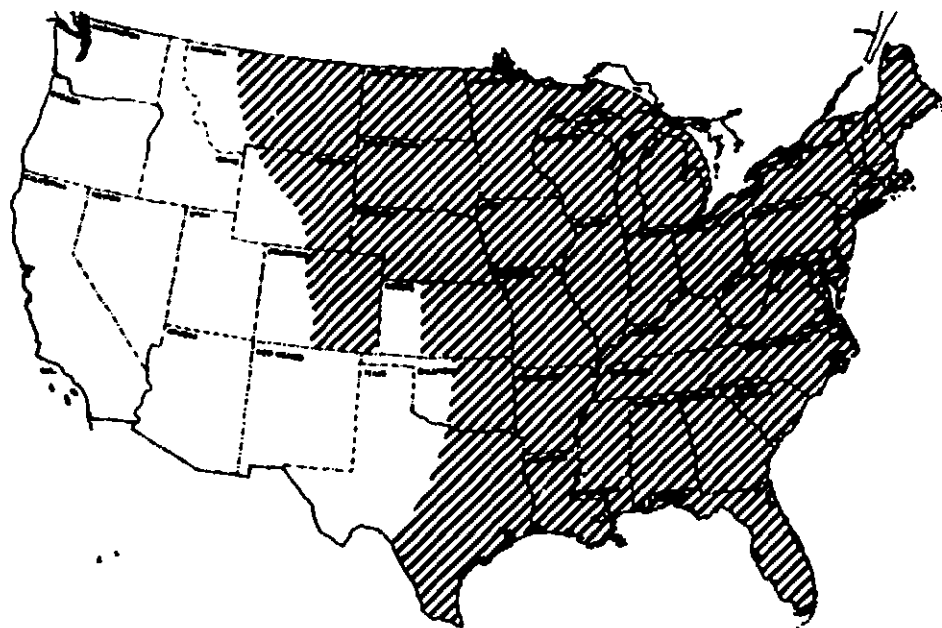
#### Attention! Clean sprayer thoroughly before and after application of **Poast Plus™ herbicide**.

Clean sprayer thoroughly prior to application of **Poast Plus**, particularly if a herbicide was used which has the potential to injure crops.

**Poast Plus** is very effective in releasing residues of other products that were not properly cleaned out of the spray tank, hoses, fittings and boom in prior applications. Such residues may harm the crop if not properly removed prior to **Poast Plus** application.

The steps listed below are suggested for thorough cleaning of spray equipment prior to or following applications of **Poast Plus**:

1. Hose down thoroughly inside as well as the outside of equipment while filling the spray tank half full of water. Flush by operating sprayer until the system is purged of this rinse water.
2. Refill tank with water while adding 1 gallon household ammonia or 1 pint household dishwashing detergent or 1 pound of dishwasher detergent per 100 gallons of water. Or add a commercial sprayer cleaner according to the manufacturer's directions. Operate the pump to circulate the detergent solution through the sprayer system for 5 to 10 minutes and discharge a small amount of solution through the boom and nozzles. Let the solution stand for 24 hours.
3. Flush the detergent solution out of the spray tank through the boom.
4. Remove the nozzles and screens and flush the system with two tankfuls of water.



**Alfalfa Annual Grasses\***  
**Special Rate for Early Treatment**  
**Midwest, South and Northeast**

Group	Grass	Time of Application	Rate of POAST PLUS per Acre	Additives (Rate per Acre)	
				DASH or Oil Concentrate	UAN Solution or Ammonium Sulfate
				Ground and Air Application	
A	Wild Proso Millet	4-10"	12 fl. oz. (10.7 acres per gallon)	2 pts.	—
B	Goosegrass	1-3"	18 fl. oz. (7.1 acres per gallon)	2 pts.	—
	Barnyardgrass** (Midwest only) Broadleaf Signalgrass Fall Panicum Foxtails: Giant, Green Texas Panicum	1-4"			
	Volunteer Corn	1-12"		2 pts.	½-1 gal UAN or plus 2½ lbs. AMS is recommended

\*For broad spectrum control of annual grasses in Groups A & B, use 18 fluid ounces of **Poast Plus™** herbicide per acre. If additional applications are needed, apply at the same rate and at the recommended stage of growth.

\*\*In the following states, for barnyardgrass use 1 pint per acre as recommended in Standard recommendations table:  
 AL, AR, FL, GA, LA, MS, NC, SC, TN, TX, VA.

**Alfalfa Annual Grasses\***  
**Midwest, South and Northeast**

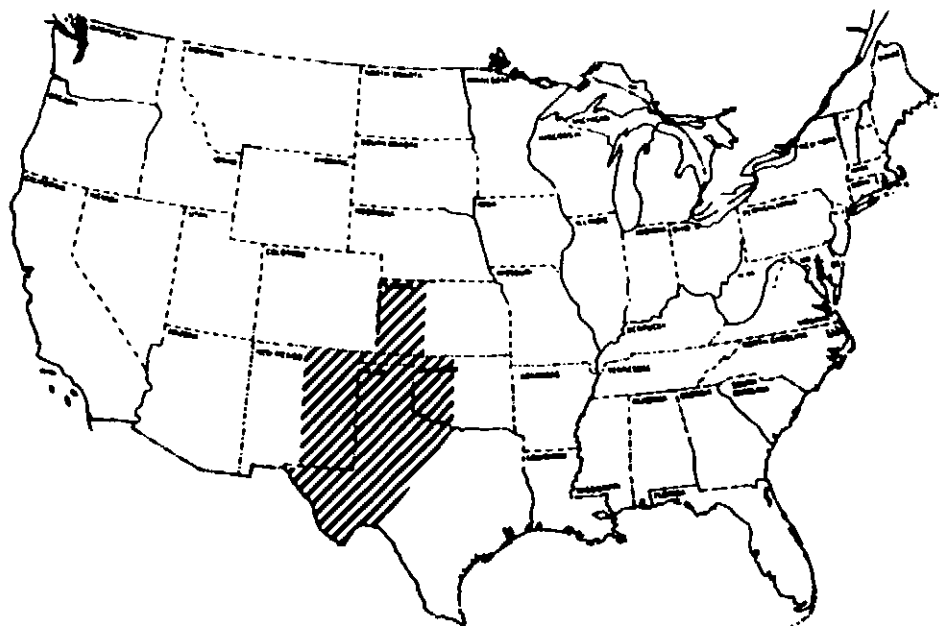
6 of 12

Group	Grass	Time of Application	Rate of POAST PLUS per Acre	Additives (Rate per Acre)	
				DASH or Oil Concentrate	UAN Solution or Ammonium Sulfate
				Ground and Air Application	
A	Wild Proso Millet	4-10"	12 fl. oz. (10.7 acres per gallon)	2 pts.	—
B	Inter-seeded Oats (Tame Oats)	2-6"	18 fl. oz. (7.1 acres per gallon)	2 pts.	—
C	Goosegrass	2-4"	24 fl. oz. (5.3 acres per gallon)	2 pts.	—
	Crabgrass: Smooth, Large, Wild Oats	2-4"		2 pts.	plus ½ gallon UAN or 2½ lbs. AMS is recommended.
	Barnyardgrass Broadleaf Signalgrass Browntop Panicum Fall Panicum Foxtails: Giant, Green, Yellow Johnsongrass, Seedling Junglerice Red Sprangletop Ryegrass, Annual Texas Panicum Witchgrass Woolly Cupgrass	3-8"		2 pts.	—
	Inter-seeded Oats (Tame Oats)	4-10"	24 fl. oz.	2 pts.	—
	Shattercane/Wildcane If needed, re-treat the same rate and stage of growth.	6-18"		2 pts.	—
	Volunteer Corn Maintain sufficient boom height above volunteer corn plants for best coverage.	6-20"		2 pts.	plus ½-1 gallon UAN or 2½ lbs. AMS is recommended.
	Field Sandbur	1-3"	36 fl. oz. (3.6 acres per gallon)	2 pts.	—
D	Volunteer Cereals Barley Oats Rye Wheat Not recommended for spring control of volunteer cereals that emerged the previous fall.	Before tillering, 2-4" and prior to over-wintering.		2 pts.	plus ½-1 gallon UAN or 2½ lbs. AMS is recommended.
E	Itchgrass Red Rice	2-4"	48 fl. oz. (2.7 acres per gallon)	2 pts.	—

\*For broad spectrum control of annual grasses in Group C (above), use 24 fluid ounces of **Poast Plus™** herbicide per acre. When weed populations include additional grasses in Group D or E, increase the rate of **Poast Plus** as indicated. If later flushes of annual grasses emerge after the first application, reapply at the same rate and at the same recommended stage of growth.

# **Alfalfa Perennial Grasses Midwest, South and Northeast**

Grass	Time of Application	Rate of POAST PLUS per Acre	Additives (Rate per Acre)	
			DASH or Oil Concentrate	UAN Solution or Ammonium Sulfate
			Ground and Air Application	
Bermudagrass • First Application	Before plant diameter exceeds 3-6" or leaf height above ground exceeds 1".	60 fl. oz. (2.1 acres per gallon)	2 pts.	—
• Second Application If regrowth occurs or new plants emerge.	1-4" length of regrowth or new plants.	60 fl. oz.	2 pts.	—
Johnsongrass, Rhizome • First Application In established alfalfa control may be partial or inconsistent; johnsongrass growth will be suppressed.	15-25"	36 fl. oz. (3.6 acres per gallon)	2 pts.	See page 2
• Second Application If regrowth occurs or new plants emerge.	6-12"	24 fl. oz. (5.3 acres per gallon)	2 pts.	See page 2
Quackgrass • First Application In established alfalfa control may be partial or inconsistent; quackgrass growth will be suppressed.	6-8"	36 fl. oz. (3.6 acres per gallon)	2 pts.	plus ½-1 gallon UAN or 2½ lbs. AMS is recommended
• Second application If regrowth occurs or new plants emerge. Depending upon environmental conditions and crop cultural system, season-long control may not always be obtained. However, the competition of quackgrass with the crop will be reduced.	6-8"	24 fl. oz. (5.3 acres per gallon)	2 pts.	plus ½-1 gallon UAN or 2½ lbs. AMS is recommended
Ryegrass, Perennial If regrowth occurs re-treat at the same rate and stage of growth.	3-8"	48 fl. oz. (2.7 acres per gallon)	2 pts.	—
Wirestem Muhly If regrowth occurs, re-treat at the same rate and stage of growth.	3-6"	30 fl. oz. (4.3 acres per gallon)	2 pts.	—



**Description:** An area east of the Continental Divide in New Mexico excluding the counties of Dona Ana, Luna, Sierra, Socorro and Valencia. Western Texas and Oklahoma — West of a line running north from Del Rio to Gainesville, TX and extending along Interstate 35 to the Oklahoma-Kansas border. Then west along border to highway 83 and north to the Kansas-Nebraska border.

**Alfalfa Annual Grasses\***  
**High and Rolling Plains of Texas, Western Oklahoma, Western Kansas,**  
**and Eastern New Mexico**

Group	Grass	Time of Application	Rate of POAST PLUS per Acre	Additives (Rate per Acre)	
				DASH or Oil Concentrate	UAN Solution or Ammonium Sulfate
				Ground and Air Application	
A	Goosegrass	2-4"	36 fl. oz. (3.6 acres per gallon)	2 pts.	—
	Crabgrass, Large Smooth	2-4"		2 pts.	plus ½-1 gallon UAN or 2½ lbs. AMS is recommended.
	Barnyardgrass Broadleaf Signalgrass Browntop Panicum Fall Panicum Foxtails: Giant, Green, Yellow Johnsongrass, Seedling Junglerice Red Sprangletop Texas Panicum Witchgrass	3-8"		2 pts.	—
	Shattercane/Wildcane If needed, re-treat at the same rate and stage of growth.	6-18"		2 pts.	—
	Volunteer corn Maintain sufficient boom height above volunteer corn plants for best coverage.	6-20"		2 pts.	plus ½-1 gallon UAN or 2½ lbs. AMS is recommended.
B	Volunteer Cereals Barley Oats Rye Wheat Not recommended for spring control of volunteer cereals that emerged the previous fall.	Before tillering, 2-4" and prior to over-wintering.	48 fl. oz. (2.7 acres per gallon)	2 pts.	plus ½-1 gallon UAN or 2½ lbs. AMS is recommended.

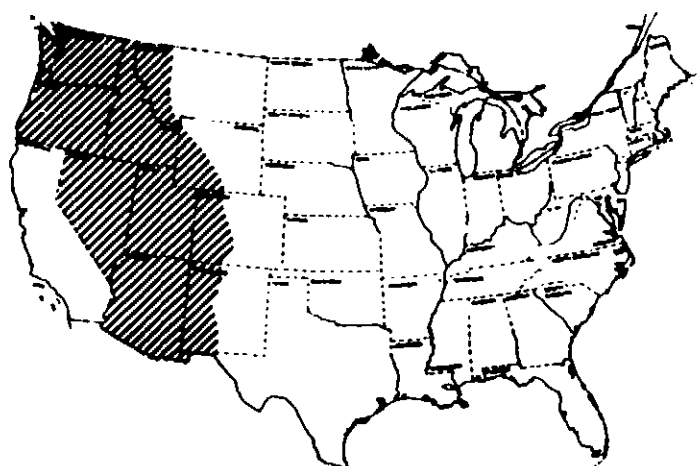
\*For broad spectrum control of annual grasses in Group A (above), use 36 fluid ounces of **Poast Plus™** herbicide per acre. When weed populations include additional grasses in Group B, increase the rate of **Poast Plus** as indicated. If later flushes of annual grasses emerge after the first application, reapply at the same rate and at the same recommended stage of growth.



**Alfalfa Perennial Grasses**  
**High and Rolling Plains of Texas, Western Oklahoma, Western Kansas**  
**and Eastern New Mexico**

Grass	Time of Application	Rate of POAST PLUS per Acre	Additives (Rate per Acre)
			DASH or Oil Concentrate
			Ground and Air Application
Bermudagrass	Plant diameter 3-6" or leaf height above ground exceeds 1".	60 fl. oz.	2 pts.
• First Application			
• Subsequent Applications	1-4" length of regrowth or new plants.	60 fl. oz.	2 pts.
When regrowth occurs or new plants emerge.			
Johnsongrass, Rhizome	6-10"	60 fl. oz.	2 pts.
In seedling alfalfa make the first and second applications before the first cutting. In established alfalfa control may be partial or inconsistent; johnsongrass growth will be suppressed.			
• First Application	4-8"	60 fl. oz.	2 pts.
• Subsequent Applications			2 pts.
When regrowth occurs or new plants emerge.			

100412



**Description:** A line following the Continental Divide, commencing at the U.S.-Canada border and terminating at the U.S.-Mexico border and also including the counties of Dona Ana, Luna, Sierra, Socorro and Valencia in New Mexico.

# **Alfalfa Annual Grasses Western and Mountain States**

Group	Grass	Time of Application	Rate of POAST PLUS per Acre	Additives (Rate per Acre)
				DASH or Oil Concentrate
				Ground and Air Application
A	Wild Proso Millet	4-10"	24 fl. oz. (5.3 acres per gallon)	2 pts.
B*	Goosegrass Large Crabgrass Smooth Crabgrass Wild Oat (Idaho, Oregon, Washington only)	2-4"	36 fl. oz. (3.6 acres per gallon)	2 pts.
	Foxtails: Giant, Green, Yellow (Before the 2nd cutting. If application follows 2nd cutting, see Group C below)			2 pts.
	Barryardgrass, Small (For larger size barryardgrass see Group C below) Fall Panicum Johnsongrass, Seedling Junglerice Ryegrass, Annual Southwestern Cupgrass Witchgrass	3-8"		2 pts.
	Shattercane/Wildcane If needed, re-treat at the same rate and stage of growth.	6-18"		2 pts.
	Volunteer Corn Maintain sufficient boom height above volunteer corn plants for best spray coverage.	6-12"		2 pts.
	C	Foxtails: Giant, Green, Yellow (After the 2nd cutting)		3-8"
Barryardgrass, Large (Apply before boot stage.)	8-16"			
Volunteer Cereals Barley Oats Rye Wheat Volunteer cereals which emerge from late spring through early summer (May through July) may be partially or incompletely controlled due to unfavorable conditions during this time.	Before tillering, 2-4" and prior to over-wintering			
*For broad spectrum control of annual grasses in Group B (above), use 36 fluid ounces of Poast Plus™ herbicide per acre. When weed populations include additional grasses in Group C increase the rate of Poast Plus™ herbicide as indicated. If later flushes of annual grasses emerge after the first application, make additional applications at the same rate and at the same recommended stage of growth.				

**Alfalfa Perennial Grasses  
Western and Mountain States**

11 of 12

Grass	Time of Application	Rate of POAST PLUS per Acre	DASH or Oil Concentrate Rate per Acre
			Ground and Air Application
Bermudagrass • First Application Bermudagrass growth will be suppressed.	Plant diameter 3-6" or leaf height above ground exceeds 1".	60 fl. oz. (2.1 acres per gallon)	2 pts.
• Second Application When regrowth occurs or new plants emerge.	1-4" length of regrowth or new plants.	60 fl. oz.	2 pts.
• Third Application When regrowth occurs or new plants emerge.	1-4" length of regrowth or new plants.	36 fl. oz. (3.6 acres per gallon)	2 pts.
Johnsongrass, Rhizome In seedling alfalfa make the first and second applications before the first cutting. In established alfalfa control may be partial or inconsistent. Johnsongrass growth will be suppressed.			
• First Application	6-10"	60 fl. oz. (2.1 acres per gallon)	2 pts.
• Second Application When regrowth occurs or new plants emerge.	4-8"	60 fl. oz.	2 pts.
• Third Application When regrowth occurs or new plants emerge.	4-8"	36 fl. oz. (3.6 acres per gallon)	2 pts.
Quackgrass (Idaho, Oregon and Washington only)	2-8"	60 fl. oz. (2.1 acres per gallon)	2 pts.
• First Application			
• Second Application When regrowth occurs or new plants emerge. In established alfalfa, control may be partial or inconsistent; quackgrass growth will be suppressed.	2-8"	60 fl. oz.	2 pts.
• Third Application When regrowth occurs or new plants emerge.	2-8"	36 fl. oz. (3.6 acres per gallon)	2 pts.
Ryegrass, Perennial If regrowth occurs, re-treat at the same rate and stage of growth.	3-8"	48 fl. oz. (2.7 acres per gallon)	2 pts.

## Appendix

The following are scientific names for the weeds listed in this section

### Grasses

Common Name	Scientific Name
Barnyardgrass	<i>Echinochloa crus-galli</i>
Bermudagrass	<i>Cynodon dactylon</i>
Broadleaf Signalgrass	<i>Bracharia platyphylla</i>
Crabgrass, Large	<i>Digitaria sanguinalis</i>
Smooth	<i>Digitaria ischaemum</i>
Cupgrass, Southwestern	<i>Eriochloa gracilis</i>
Woolly	<i>Eriochloa villosa</i>
Field Sandbur	<i>Cenchrus incertus</i>
Foxtail, Giant	<i>Setaria faberi</i>
Green	<i>Setaria viridis</i>
Yellow	<i>Setaria glauca</i>
Goosegrass	<i>Eleusine indica</i>
Itchgrass	<i>Rottboellia exaltata</i>
Johnsongrass	<i>Sorghum halepense</i>
Junglerice	<i>Echinochloa colonum</i>
Pigeon grass (See Foxtails)	
Panicum, Browntop	<i>Panicum fasciculatum</i>
Fall	<i>Panicum dichotomiflorum</i>
Texas	<i>Panicum texanum</i>
Quackgrass	<i>Agropyron repens</i>
Red Rice	<i>Oryza sativa</i>
Red Sprangletop	<i>Leptochloa filiformis</i>
Ryegrass, Annual	<i>Lolium multiflorum</i>
Perennial	<i>Lolium perenne</i>
Tame Oats	<i>Avena sativa</i>
Volunteer Barley	<i>Hordeum vulgare</i>
Corn	<i>Zea mays</i>
Oats	<i>Avena sativa</i>
Rye	<i>Secale cereale</i>
Wheat	<i>Triticum aestivum</i>
Watergrass (See Barnyardgrass)	
Shattercane Wildcane	<i>Sorghum bicolor</i>
Wild Oats	<i>Avena fatua</i>
Wild Proso Millet	<i>Panicum miliaceum</i>
Wiregrass (See Bermudagrass)	
Wirestem Muhly	<i>Muhlenbergia frondosa</i>
Witchgrass	<i>Panicum capillare</i>

## Conditions of sale and warranty

The Directions for Use of this product reflect the opinion of experts based on field use and tests. The directions are believed to be reliable and should be followed carefully. However, it is impossible to eliminate all risks inherently associated with use of this product. Crop injury, ineffectiveness or other unintended consequences may result because of such factors as weather conditions, presence of other materials, or use of the product in a manner inconsistent with its labeling, all of which are beyond the control of BASF Corporation ("BASF") or the Seller. All such risks shall be assumed by the Buyer.

BASF Corporation warrants that this product conforms to the chemical description on the label and is reasonably fit for the purposes referred to in the Directions for Use, subject to the inherent risks referred to above. BASF MAKES NO OTHER EXPRESS OR IMPLIED WARRANTY OF FITNESS OR MERCHANTABILITY OR ANY OTHER EXPRESS OR IMPLIED WARRANTY IN NO CASE SHALL BASF OR THE SELLER BE LIABLE FOR CONSEQUENTIAL, SPECIAL OR INDIRECT DAMAGES RESULTING FROM THE USE OR HANDLING OF THIS PRODUCT. BASF and the Seller offer this product, and the Buyer and User accept it subject to the foregoing Conditions of sale and warranty which may be varied only by agreement in writing signed by a duly authorized representative of BASF.

Poast Plus is a trademark and Dash is a registered trademark of BASF Corporation.

Butoxone is a registered trademark of Cedar Chemical Corporation.

Butyrac is a registered trademark of Rhone-Poulenc.

© 1991 BASF Corporation

PP 1 002 JJ7449 A0150191

**BASF Corporation**  
P.O. Box 13528  
Research Triangle Park, NC 27709

# BASF