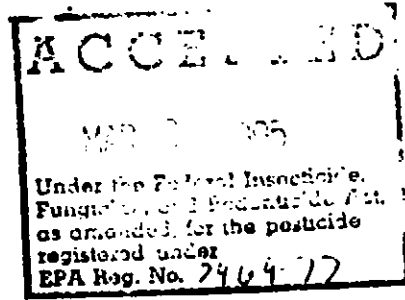


BASF

PM-25)

Reg # 7969-77

198



GalaxyTM

herbicide

Postemergence Herbicide

For broad spectrum weed control in soybeans

A soluble liquid formulation containing:

Active ingredients*

Sodium salt of bentazon:	33.4%
Sodium salt of acifluorfen:	6.8%
Inert ingredients:	59.8%
Total	100.0%

*Equivalent to 3.00 pounds per gallon bentazon: (3-(isopropyl)-1H-2,1,3-benzothiazidin-4(3H)-one 2, 2-dioxide) and 0.67 pounds per gallon of sodium acifluorfen, sodium (5-[2-chloro-4-(trifluoromethyl) phenoxy]-2-nitrobenzoate).

EPA Reg. No. 7969-77

KEEP OUT OF REACH OF CHILDREN.

DANGER/PELIGRO

Si usted no entiende la etiqueta, busque a alguien para que se la explique a usted en detalle. (If you do not understand this label, find someone to explain it to you in detail).

Statement of Practical Treatment

- If in eyes:** Flush with large amounts of water for at least 15 minutes. Get medical attention.
- If on skin:** Wash with plenty of soap and water. Consult a physician if irritation persists.
- If swallowed:** Dilute by giving 2 glasses of water to drink and call a physician. Never give anything by mouth to an unconscious person.
- Note to physician:** Emesis is recommended.

See inside for complete **Precautionary Statements, Directions For Use, and Conditions of Sale and Warranty.**

Agricultural Use Requirements

Use this product only in accordance with its labeling and with the Worker Protection Standard, 40 CFR part 170. Refer to supplemental labeling under "Agricultural Use Requirements" in the **Directions For Use** for information about this standard

Net contents 2 1/2 gallons

BASF Corporation
P.O. Box 13528, Research Triangle Park, NC 27709

Specimen Label

198

298
7

Precautionary Statements HAZARDS TO HUMANS AND DOMESTIC ANIMALS

Danger
Causes eye damage. Harmful if swallowed, inhaled or absorbed through the skin. Do not get in eyes. Avoid breathing vapor or spray mist and contact with skin or clothing. May cause allergic skin response.

Personal Protective Equipment (PPE)

Applicators and other handlers must wear:

- Long-sleeved shirt and long pants
- Waterproof gloves
- Shoes plus socks
- Protective eyewear

Discard clothing and other absorbent materials that have been drenched or heavily contaminated with this product's concentrate. Do not reuse them. Follow manufacturer's instructions for washables, use detergent and hot water. Keep and wash PPE separately from other laundry.

Engineering Controls Statement

When handlers use closed systems, enclosed cabs, or aircraft in a manner that meets the requirements listed in the Worker Protection Standard (WPS) for agricultural pesticides [40 CFR 170.240(d)(4-6)], the handler PPE requirements may be reduced or modified as specified in the WPS.

User Safety Recommendations

User should:

- Wash hands before eating, drinking, chewing gum, using tobacco, or using the toilet.
- Remove clothing immediately if pesticide gets inside. Then wash thoroughly and put on clean clothing.
- Remove PPE immediately after handling this product. Wash the outside gloves before removing. As soon as possible, wash thoroughly and change into clean clothing.

Environmental hazards

For terrestrial uses, do not apply directly to water, or to areas where surface water is present or to intertidal areas below the mean high water mark. Do not contaminate water when disposing of equipment washwaters. Do not apply when weather conditions favor drift from target area.

Gro. Water Advisory

Residues of acifluorfen have been found in groundwater as a result of agricultural use. Use of this product in areas where soils are permeable, such as sand and soils with loamy sand textures, and where water tables are shallow could result in contamination of groundwater. The utilization of irrigated water in these areas will increase the likelihood of contamination.

Directions for use

It is a violation of Federal law to use this product in a manner inconsistent with its labeling. Do not apply this product in a way that will contact workers or other persons, either directly or through drift. Only protected handlers may be in the area during application.

For any requirements specific to your State or Tribe, consult the agency responsible for pesticide regulation.

Agricultural Use Requirements

Use this product only in accordance with its labeling and with the Worker Protection Standard, 40 CFR part 170. This standard contains requirements for the protection of agricultural workers on farms, forests, nurseries, and greenhouses, and handlers of agricultural pesticides. It contains requirements for training, decontamination, notification, and emergency assistance. It also contains specific instructions and exceptions pertaining to the statements on this label about personal protective equipment (PPE), and restricted-entry interval. The requirements in this box only apply to uses of this product that are covered by the Worker Protection Standard.

Do not enter or allow worker entry into treated areas during the restricted entry interval (REI) of 48 hours.

PPE required for early entry to treated areas that is permitted under the Worker Protection Standard and that involves contact with anything that has been treated, such as plants, soil, or water, is:

- Coveralls
- Waterproof gloves
- Shoes plus socks
- Protective eyewear

Storage and Disposal

Keep from freezing. Store above 40°F. Do not contaminate water, food or feed by storage or disposal. Pesticide wastes are acutely hazardous. Improper disposal of excess pesticide spray mixture, or rinsate is a violation of Federal law. If these wastes cannot be disposed of by use according to label instructions, contact your State Pesticide or Environmental Control Agency, or the Hazardous Waste representative at the nearest EPA Regional Office for guidance.

Container Disposal

Plastic Containers: Triple rinse container (or equivalent). Then offer for recycling or reconditioning or puncture and dispose of in a sanitary landfill, or by incineration, or if allowed by state and local authorities, by burning. If burned, stay out of smoke.

Bulk/Mini-bulk Containers:

Refillable/reusable containers should be returned to the point of purchase for cleaning and refilling. Refillable/reusable containers must be thoroughly cleaned before refilling.

In case of emergency

In case of large-scale spillage regarding this product, call:
CHEMTREC 800-424-9300

BASF Corporation 800-832-HELP

In case of medical emergency regarding this product, call:

1. Your local doctor for immediate treatment.
2. Your local poison control center (hospital).
3. BASF Corporation 800-832-HELP.

Steps to be taken in case material is released or spilled.

Dike and contain spill with inert material (sand, earth, etc.) and transfer liquid and solid diking material to separate containers for disposal. Remove contaminated clothing and wash affected skin areas with water. Wash clothing before re-use. Keep spill out of all sewers and open bodies of water.

General information

Galaxy™ herbicide is intended for selective postemergence control of certain broadleaf weeds. Galaxy is effective mainly through contact action; therefore, weeds must be thoroughly covered with spray. Galaxy may cause some soybean leaf-speckling and leaf-bronzing to occur under certain conditions. (See Restrictions and limitations.)

BEST COPY AVAILABLE

Timing of applications

Make postemergence applications of **Galaxy™** herbicide early, when weeds are small and actively growing and before weeds reach the maximum size listed in the

Application Rate Table. Delay in application which permits weeds to exceed the maximum size stated will result in inadequate control.

Cultivation before or during the application is not recommended. Cultivation may put weeds under stress, thus making control more difficult to obtain. Timely cultivation 5-7 days after application will usually assist in weed control.

Water volume and spray pressure
Apply recommended rates of **Galaxy** as follows.

Ground equipment: Use a minimum of 20 gallons of water per broadcast acre and a minimum of 40 psi pressure (measured at the boom, not at the pump or in the line). When crop and weed foliage is dense, use up to 50 gallons of water and up to 80 psi pressure. Use standard high pressure pesticide hollow cone or flat fan nozzles spaced 20 inches apart. Do not use flood, whirl chamber, or controlled droplet applicator (CDA) nozzles.

Air equipment: Use 5-10 gallons of water per acre and a maximum of 40 psi pressure. Use only diaphragm-type nozzles producing cone or fan spray patterns

Aerial application—special directions

To obtain uniform coverage and to avoid drift hazards, the following application equipment and practices should be used:

Nozzle height: 6 to 10 feet above crop.

Nozzle orientation: Nozzles must be oriented so as to discharge straight back with the air stream (opposite the direction of travel of the aircraft) and not more than 20 degrees downward.

Nozzles must not be located farther out than three-fourths the distance from the center of the aircraft to the end of the wing or rotor.

Do not apply **Galaxy** by aircraft when wind is blowing at a velocity above 10 mph. Coarse sprays (larger droplets) are less likely to drift.

Do not apply **Galaxy** by air if ornamentals or sensitive non-target crops, such as cotton, sugar beets, sunflowers or okra are within 200 feet downwind

Applicator must follow the most restrictive use cautions to avoid drift hazards, including those found in this labeling as well as applicable state and local regulations and ordinances.

Spray additives

Additives are needed with **Galaxy** to achieve consistent weed control. Either crop oil concentrate, urea ammonium nitrate (UAN), or ammonium sulfate are recommended. Directions for use of each follow.

Oil concentrate

A nonphytotoxic crop oil concentrate (commonly referred to as oil concentrate) can be added to the spray tank with **Galaxy**.

The oil concentrate must contain either a petroleum or vegetable oil base and must meet the following criteria 1) be nonphytotoxic, 2) contain only EPA-exempt ingredients, 3) provide good mixing quality in the jar test, and 4) prove beneficial in local experience.

The exact composition of suitable products will vary; however, vegetable and petroleum oil concentrates should contain emulsifiers which provide good mixing quality. For vegetable oil concentrates, it has been observed that highly refined vegetable oils are more satisfactory than unrefined vegetable oils. For additional information see **Jar test for estimating suitability of oil concentrates** at the end of this section.

With the addition of oil concentrate to **Galaxy** on soybeans, some leaf burn may occur, but all new growth is normal and crop vigor is not reduced. The potential for leaf burn is increased when relative humidity and temperature are high. A few oil concentrates have exhibited excessive leaf burn. Refer to your supplier for information concerning successful local experience prior to purchasing any oil concentrate.

Rate of oil concentrate:

Ground application—2 pints/acre (maximum).

Air application—1 pint/acre (maximum).

Jar test for estimating suitability of oil concentrates

1. **Water supply:** Use only water from intended source and at the source temperature.
2. **Amount of water in jar:** Ground application—For 20 gals./A spray volume use $3\frac{1}{3}$ cups (800 ml) of water. Air application—For 10 gals./A spray volume use $1\frac{2}{3}$ cups (400 ml) of water. For other spray volumes, adjust proportionately to above.
3. **Amount of **Galaxy** and oil concentrate to add:** Add **Galaxy** and oil concentrate at the rate of 1 teaspoon (5 ml) for each pint of recommended label rate.
4. **Add components in following sequence, gently mixing between component additions:**
 - a. **Galaxy**
 - b. Oil concentrate
5. **Cap jar, invert 10 cycles, let stand for 15 minutes, evaluate.**
6. **Evaluation:** An ideal tank mix combination will be uniform; thus, the suitability of the oil concentrate is questionable if any of the following are observed:
Free oil (film or globules) at the surface.
Flocculation—fine particles which may be suspended in the liquid or found as a precipitated layer at the bottom of the jar.
Clabbering—thickening texture (coagulated) resembling yogurt or a curd-like texture as with cottage cheese.

Urea ammonium nitrate (UAN) or ammonium sulfate

For improved velvetleaf control in soybeans, a UAN solution (commonly referred to as 28%, 30% or 32% nitrogen solution) or ammonium sulfate may be added in place of crop oil concentrate. UAN and ammonium sulfate are agricultural grade fertilizers used by dealers for agricultural applications.

With the addition of UAN or ammonium sulfate, a leaf burn on soybeans may occur, but the new growth is normal and crop vigor is not reduced. Refer to your supplier of **Galaxy** for information concerning successful local experience prior to using UAN or ammonium sulfate. Do not use brass or aluminum nozzles when spraying with UAN or ammonium sulfate.

BEST COPY AVAILABLE

498

Use rate for UAN or ammonium sulfate
Ground application: UAN—1/2 to 1 gallon per acre. Ammonium sulfate—2.5 lbs per acre.
Air application: UAN—1/2 gallon per acre. Ammonium sulfate-BASF does not recommend the application of ammonium sulfate if applied in less than 10 gallons per acre due to potential problems with precipitation in reduced volumes. Ammonium sulfate can be applied by air at 2.5 lbs. per acre if the application is made in more than 10 gallons per acre of total solution. Use ammonium sulfate only if it has been demonstrated to be successful in local experience.

Mixing & Spraying
 Fill tank of a thoroughly clean sprayer half to two-thirds full with clean water. Start agitation and add **Galaxy™ herbicide**; allow to mix thoroughly. Add spray additive and remaining volume of water. Maintain constant agitation during application.
Oil concentrate plus nitrogen solution
 A nonphytotoxic oil concentrate (as referred to above) plus a nitrogen solution (UAN or AMS) can be added to the spray tank with **Galaxy**. This combination is recommended for use in areas of low humidity and moderate temperatures when lambsquarters, ragweed and velvetleaf are to be controlled.

Excessive injury can occur with this combination in high humidity and high temperature regions. Do not exceed recommended rates and adjust additive rate proportionately to gallonage applied.
Ground application: Oil concentrate* 0.25% volume/volume (2 pts per 100 gallons spray solution)
plus
Nitrogen solution:
 UAN: 2.5% volume/volume (2 1/2 gallons per 100 gallons spray solution)
 AMS: 6 1/4 lbs./100 gals. spray solution (1.25 lbs./A @ 20 gals./A)
 *A nonionic surfactant can be substituted for oil concentrate.

Application Rate Table
 Applications of **Galaxy™ herbicide** should be made when weeds are small and actively growing and before weeds reach the maximum size listed below. Such applications generally correspond to the soybean growth stages of unifoliate to two expanded trifoliate leaves. Soybeans may experience slight yellowing, bronzing, speckling, or burning of leaves under certain conditions. Soybean plants generally outgrow this condition within 10 days.

Weeds Controlled	Application Rates for Weed Growth Stages			
	Leaf Stage Up to	Maximum Height*	Rate of GALAXY per Acre	Spray Additives Rate/A
Anoda, Spurred	6	3"	2 pints	See page 3 for details 1-2 pints oil concentrate or if velvetleaf is the primary weed target and lambsquarters or common ragweed are not a problem, use either 1/2 to 1 gallon UAN or 2.5 lbs. ammonium sulfate in place of oil concentrate or 0.25% v/v oil concentrate plus 2.5% v/v UAN**
Beggarticks	6	6"		
Buckwheat, Wild	4	3"		
Cocklebur*	6	6"		
Dayflower	6	4"		
Devilsclaw	6	3"		
Galinsoga†	6	2"		
Jimsonweed	6	6"		
Ladysthumb	6	6"		
Lambsquarters, Common†	6	2"		
Mallow, Venice	6	4"		
Morningglories†	4	2"		
Mustard, Wild	6	4"		
Nightshade, Black	2	<2"		
Nutsedge, Yellow†	—	6-8"		
Pigweed, Redroot	4	2"		
Pigweed, Smooth	4	2"		
Poinsettia, Wild	4	4"		
Purslane, Common	4	1"		
Ragweed, Common	6	3"		
Ragweed, Giant	4	6"		
Redweed	6	6"		
Shepherdspurse†	6	4"		
Sida, Prickly or Teaweed	6	3"		
Smartweed, Pennsylvania	6	6"		
Starbur, Bristly	4	2"		
Sunflower, Wild	4	5"		
Thistle, Canada†	—	8" to bud stage		
Velvetleaf	6	5"		
Waterhemp, Tall	4	2"		

* Do not treat earlier than leaf stage shown and do not count cotyledon leaves.
 † Control may be inconsistent with this rate of Galaxy. A later application of **Basagran®** herbicide may be necessary (see label for **Basagran**).
 ‡ Control may be partial or inconsistent with this rate of Galaxy. A later application of **Blazer®** herbicide may be necessary, (see label for **Blazer**).
 § Do not treat rosette before seed stalk appears.
 ¶ The rate of Galaxy may be increased to a maximum of 3 pints/acre (for weed suppression) when weed height exceeds recommended heights listed.
 ** AMS may be used in place of UAN. A nonionic surfactant containing at least 80% active ingredient may be used in place of oil concentrate (see section entitled **Spray Additives**).

BEST COPY AVAILABLE

4

Restrictions and limitations

Do not apply more than a total of 3 pints of **Galaxy™** herbicide per acre per season. Do not apply more than 1³/₄ pints of **Basagran** or 1.0 pints **Blazer** following an application of 3 pints of **Galaxy** per acre per season.

Do not apply **Galaxy** to soybeans that have been subject to stress conditions such as hail damage, flooding, drought, injury from other herbicides, or widely fluctuating temperatures, as crop injury may result.

Do not apply **Galaxy** to soybeans that show injury (leaf phytotoxicity and/or plant stunting) produced by any other prior herbicide applications, because this injury may be enhanced and/or prolonged.

Do not apply **Galaxy** during prolonged periods of drought or during unseasonably cold weather, as unsatisfactory weed control may result. Rainfall or overhead irrigation soon after application may decrease the effectiveness of **Galaxy**.

Physical incompatibility, reduced weed control, or crop injury may result from mixing **Galaxy** with other pesticides (fungicides, herbicides, insecticides, or miticides), additives, or fertilizers. BASF does not recommend the use of **Galaxy** tank mixes other than those listed on BASF labels, supplemental labels, or technical information bulletins. Local agricultural authorities may be a source of information when using other than BASF approved tank mixes.

Do not apply **Galaxy** within 50 days of soybean harvest.

Root crops (such as carrots, turnips, sweet potatoes, etc.) must not be planted in fields treated with **Galaxy** for a period of 18 months following treatment.

In case of crop failure, only peanuts or soybeans may be immediately replanted.

Do not use treated plants for feed or forage.

Do not apply **Galaxy** through any type of irrigation equipment.

Tank mix applications for soybeans

Always read and follow all label directions when using **Galaxy** alone or in tank mix combinations. The most restrictive labeling of either product used applies in tank mixes

Galaxy + 2,4-DB tank mix in soybeans

Galaxy may be tank mixed with 2 fl. oz./A of 2,4-DB (**Butyrac™ 200** or **Butoxone™**) for improved postemergence control of pigweed species and annual morningglory species.

The **Galaxy + 2,4-DB** tank mix should be applied to actively growing weeds that have not been subjected to environmental stress.

An 80% active nonionic spray surfactant can be used at a rate of 1 pt./100 gallons of spray solution.

The addition of a nonionic spray surfactant can increase the hormonal crop response of 2,4-DB.

Crop oil concentrate, urea ammonium nitrate (UAN) or ammonium sulfate should not be used in this tank mix.

Refer to the soybean **Tank mix use precautions** section for additional information.

Galaxy + Pinnacle® tank mix in soybeans

Galaxy can be tank mixed with up to 1/4 ounce/A of **Pinnacle** for improved postemergence control of pigweed, lambsquarters and wild sunflower.

Adjuvants are needed with the **Galaxy plus Pinnacle** tank mix to achieve consistent postemergence weed control. The standard label recommendation is one to two pints of an 80% active nonionic spray surfactant per 100 gallons of water plus 1/2-1 gallon per acre of a nitrogen based liquid fertilizer (such as 28% to 32% urea ammonium nitrate).

Refer to the soybean **Tank mix use precautions** section for additional information.

Galaxy + Classic® tank mix in soybeans

Galaxy can be tank mixed with 1/2 to 3/4 ounce per acre of **Classic** for improved or additional postemergence control of Florida beggarweed, sicklepod, sunflower, and yellow nutsedge.

Adjuvants are needed with the **Galaxy plus Classic** tank mix to achieve consistent postemergence weed control. The standard label recommendation is one to two pints of an 80% active nonionic spray surfactant per 100 gallons of spray mixture plus 1/2-1 gallon per acre of a nitrogen based liquid fertilizer (such as 28% to 32% urea ammonium nitrate).

Refer to the soybean **Tank mix use precautions** section for additional information.

Galaxy + Scepter® tank mix in soybeans

Galaxy may be tank mixed with **Scepter 1.5 EC** at 1/3 pint per acre or **Scepter 70 DG** at 1.4 ounce per acre for improved control of cocklebur, wild sunflower, and pigweed species. The **Galaxy plus Scepter** tank mix should be applied to actively-growing weeds at the recommended growth stages.

Adjuvants are needed with the **Galaxy plus Scepter** tank mix to achieve consistent postemergence weed control.

The standard label recommendation is one to two pints of an 80% active nonionic spray surfactant per 100 gallons plus 1-2 quarts per acre of a nitrogen-based fertilizer (such as 28% to 32% urea ammonium nitrate).

Refer to the soybean **Tank mix use precautions** section for additional information.

Galaxy + Pursuit® tank mix in soybeans

Galaxy may be tank mixed with 2-4 ounces per acre of **Pursuit** for improved postemergence control of pigweed species and sunflower. This tank mix offers the additional control of hairy nightshade, Jerusalem artichoke, marshelder, kochia, and certain grasses as per the **Pursuit** label.

Adjuvants are needed with the **Galaxy plus Pursuit** tank mix to achieve consistent postemergence weed control. The standard label recommendation is one to two pints of an 80% active nonionic spray surfactant per 100 gallons plus 1-2 quarts per acre of a nitrogen based liquid fertilizer (such as 28% to 32% urea ammonium nitrate (UAN)).

Refer to the soybean **Tank mix use precautions** section for additional information.

BEST COPY AVAILABLE

678

Tank mix use precautions
Read and follow the **Restrictions and Limitations** of all products used in a tank mix. The most restrictive labeling applies in tank mixes. Do not apply **Galaxy™ herbicide** alone or in tank mixes to soybeans that have been subject to stress conditions such as hail damage, flooding, drought, injury from other pesticides, or widely fluctuating temperatures, as crop injury may result.

Observe all recropping restrictions of the respective herbicide used in tank mix with **Galaxy**.
Do not apply a tank mix of **Galaxy** plus 2,4-DB within 60 days of soybean harvest.
Do not apply a tank mix of **Galaxy** plus **Pinnacle** within 60 days of soybean harvest.
Do not apply a tank mix of **Galaxy** plus **Classic** within 60 days of soybean harvest.
Do not apply a tank mix of **Galaxy** plus **Pursuit** within 85 days of soybean harvest.

Conditions of Sale and Warranty
The **Directions For Use** of this product reflect the opinion of experts based on field use and tests. The directions are believed to be reliable and should be followed carefully. However, it is impossible to eliminate all risks inherently associated with use of this product. Crop injury, ineffectiveness or other unintended consequences may result, because of such factors as weather conditions, presence of other materials, or use of the product in a manner inconsistent with its labeling, all of which are beyond the control of BASF CORPORATION ("BASF") or the Seller. All such risks shall be assumed by the Buyer.

Appendix

The following are scientific names for the weeds listed in this section. For specific recommendations on control of these weeds, refer to the **Application Rate Table**.


Broadleaf Weeds

Common Name	Scientific Name
Anoda, Spurred	<i>Anoda cristata</i>
Beggarticks	<i>Bidens frondosa</i>
Buckwheat, Wild	<i>Polygonum convolvulus</i>
Butterprint (see Velvetleaf)	<i>Abutilon theophrasti</i>
Buttonweed (see Velvetleaf)	<i>Abutilon theophrasti</i>
Cocklebur	<i>Xanthium strumarium</i>
Dayflower	<i>Commelina</i> spp.
Devilsclaw	<i>Proboscidea louisianica</i>
Galinsoga	<i>Galinsoga</i> spp.
Jimsonweed	<i>Datura stramonium</i>
Ladysthumb	<i>Polygonum persicaria</i>
Lambsquarters, Common	<i>Chenopodium album</i>
Mallow, Venice	<i>Hibiscus trionum</i>
Morningglory, Common (tall)	<i>Ipomoea purpurea</i>
Cypressvine	<i>Ipomoea quamoclit</i>
Morningglory, Entireleaf	<i>Ipomoea hederacea</i>
Ivyleaf	<i>Ipomoea hederacea</i>
Palmleaf	<i>Ipomoea wrightii</i>
Pitted	<i>Ipomoea lacunosa</i>
Purple Moonflower	<i>Ipomoea muricata</i>
Smallflower	<i>Jacquemontia tamnifolia</i>
Mustard, Wild	<i>Sinapsis arvensis</i>
Nightshade, Black	<i>Solanum nigrum</i>
Pigweed, Redroot	<i>Amaranthus retroflexus</i>
Smooth	<i>Amaranthus hybridus</i>
Poinsettia, Wild	<i>Euphorbia heterophylla</i>
Purslane, Common	<i>Portulaca oleracea</i>
Ragweed, Common	<i>Ambrosia artemisiifolia</i>
Giant	<i>Ambrosia trifida</i>
Redweed	<i>Melochia corchorifolia</i>
Shepherdspurse	<i>Capsella bursa-pastoris</i>
Sida, Prickly or Teaweed	<i>Sida spinosa</i>
Smartweed, Pennsylvania	<i>Polygonum pennsylvanicum</i>
Starbur, Bristly	<i>Acanthospermum hispidum</i>
Sunflower, Wild	<i>Helianthus annuus</i>
Thistle, Canada	<i>Cirsium arvense</i>
Velvetleaf	<i>Abutilon theophrasti</i>
Waterhemp, Tall	<i>Amaranthus tuberculatus</i>

BASF warrants that this product conforms to the chemical description on the label and is reasonably fit for the purposes referred to in the **Directions For Use**, subject to the inherent risks, referred to above. BASF MAKES NO OTHER EXPRESS OR IMPLIED WARRANTY OF FITNESS OR MERCHANTABILITY OR ANY OTHER EXPRESS OR IMPLIED WARRANTY. IN NO CASE SHALL BASF OR THE SELLER BE LIABLE FOR CONSEQUENTIAL, SPECIAL OR INDIRECT DAMAGES RESULTING FROM THE USE OR HANDLING OF THIS PRODUCT. BASF and the Seller offer this product, and the Buyer and User accept it, subject to the foregoing **Conditions of Sale and Warranty** which may be varied only by agreement in writing signed by a duly authorized representative of BASF.

Basagran is a registered trademark and *Galaxy* is a trademark of BASF AG
Butoxone is a registered trademark of Cedar Chemical Corporation.
Butyrac is a registered trademark of Rhone-Poulenc Ag Products Co
Classic and *Pinnacle* are registered trademarks of E. I. duPont de Nemours and Company, Incorporated
Blazer is a registered trademark of BASF AG.
Pursuit and *Scepter* are registered trademarks of American Cyanamid Company

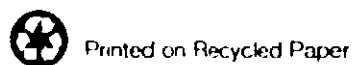
©1994 BASF Corporation
NVA 0694/GL 4200-0252



BASF Corporation
P.O. Box 13528
Research Triangle Park, NC 27709

Sedges

Common Name	Scientific Name
Nutsedge, Yellow	<i>Cyperus esculentus</i>



Printed on Recycled Paper

BEST COPY AVAILABLE

Agricultural Products

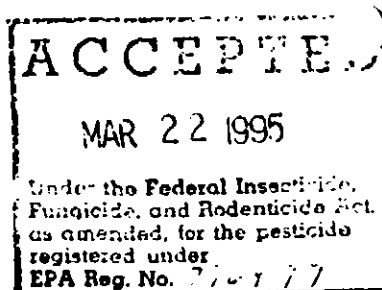
BASF

6

798

Galaxy™

herbicide



Tank mix with Poast Plus® herbicide and silicone adjuvant for postemergence use in soybeans

EPA Reg. No 7969-77

All applicable directions, restrictions, precautions and Conditions of Sale and Warranty on the EPA-registered label are to be followed. This labeling must be in the possession of the user at the time of herbicide application.

Directions For Use

It is a violation of federal law to use this product in a manner inconsistent with its labeling.

General Information

A tank mix of **Galaxy** plus **Poast Plus** will control broadleaf weeds and annual grasses not controlled by **Galaxy** or **Poast Plus** alone. This tank mix is effective through contact and systemic action; therefore, weeds must be thoroughly covered with spray. The use of a silicone adjuvant reduces the tendency for severe crop injury while providing good foliar spray coverage and increasing the rainfastness of the tank mix.

Time and Rate of Application

Apply this tank mix before weeds reach the maximum size listed in **Table 1**. Soybeans generally should be in the first to third trifoliate stage. Early application to weeds results in the most beneficial effect on weed control and makes it easier to obtain thorough coverage. Delay in application which permits weeds to exceed the maximum size stated could result in inadequate control. Cultivation before or during application is not recommended as weeds may be under stress. A timely cultivation 7-10 days after application may assist in weed control.

Water Volume Spray Pressure

Apply recommended rates of this tank mix as follows:

Ground Application: Use a minimum of 10 gallons of water per broadcast acre at a minimum of 60

psi pressure (measured at the boom, not at the pump or in the line) to ensure adequate spray coverage. Use standard high pressure pesticide hollow cone or flat fan nozzles spaced 20 inches apart. Do not use flood or whirl chamber nozzles.

Air Application: Use a minimum of 5 gallons of water per acre and a maximum of 40 psi pressure. To obtain uniform coverage and to avoid drift hazards, the following application equipment and practices should be used:

Nozzle Type: Use only diaphragm-type nozzles producing cone or fan spray patterns.

Nozzle Height: Maximum of 10 feet above crop.

Nozzle Orientation: Nozzles must be oriented so as to discharge straight back with the air stream (opposite the direction of travel of the aircraft) or at some angle between straight back and straight down.

Nozzles must be located no farther out than $\frac{3}{4}$ the distance from the center of the aircraft to the end of the wing or rotor. Do not apply **Galaxy** and **Poast Plus** tank mix by aircraft within 200 feet upwind of ornamental or sensitive nontarget crops. Applicator must follow the most restrictive use cautions to avoid drift hazards and must follow labeling as well as applicable state and local regulations and ordinances.

Mixing

Fill tank of a thoroughly clean sprayer half to two-thirds full with clean water. Start agitation. Add **Galaxy + Poast Plus**. Add additives and remaining volume of water. Allow to mix thoroughly. Maintain constant agitation during application. Apply soon after mixing.

Silicone Adjuvants

The silicon adjuvant must meet the following criteria: 1) be nonphyto-toxic, 2) contain only EPA-exempt ingredients, 3) provide good mixing quality, 4) be successful in local experience. Use 0.125-0.25% v/v (1-2 pints per 100 gallons of spray solution) of silicone adjuvant. The rate may need to be adjusted according to the adjuvant used.

Nitrogen Solution

UAN may be used according to the instructions below. For best results when velvetleaf is present, add UAN. UAN solution is commonly referred to as 28%, 30%, or 32% nitrogen, and is a water solution of urea and ammonium nitrate.

Because most nitrogen solutions are corrosive to galvanized steel and brass spray equipment, rinse the entire spray system with water after use. Ammonium sulfate (AMS) can be substituted at 1 pound per acre.

Restrictions and Limitations

Always read and follow all label directions when using any pesticide alone or in tank mix combinations. The most restrictive label applies when using a tank mix.


Do not use treated plants for feed or forage.

Do not apply this tank mix through any type of irrigation equipment.

Do not apply this tank mix within 75 days of harvest.

Do not apply more than a total of 7 1/2 pints (120 fluid ounces) of **Poast Plus** per acre per season.

Do not apply this tank mix during prolonged periods of drought or during unseasonably cold weather, as unsatisfactory weed control may result.



BEST COPY AVAILABLE

8 9 8

Do not apply to soybeans that have been subject to stress conditions such as hail damage, flooding, drought, injury from other herbicides, or widely fluctuating temperatures, as crop injury may result.

Root crops (such as carrots, turnips, sweet potatoes, etc.) must not be planted in a field treated with **Galaxy** for 18 months after treatment.
Do not apply more than 3 pints of **Galaxy** per acre, per season.

A maximum of 2.5 pints per acre of **Basagran** and 13 fluid ounces per acre of **Blazer** may be applied following an initial 2.0 pint per acre application of **Galaxy**.
Do not apply if rainfall is expected within one hour after treatment.

Table 1: Application Rate Table for Weed Growth Stages

Weeds Controlled	Max HT. (inches)	Rate per Acre	Rate per Acre When Velvetleaf is present
Beggarticks	6		
Black Nightshade	< 2		
Bristly Starbur	2		
Canada Thistle*	8 to bud stage		
Cocklebur*	6		
Common Lambsquarters*	2		
Common Purslane	1		
Common Ragweed	3		
Dayflower	4		
Devilsclaw*	3		
Galinsoga*	2		
Giant Ragweed	6		
Jimsonweed	6		
Ladysthumb	6		
Morningglories*	2		
Pennsylvania Smartweed	6		
Prickly Sida (Teaweed)	3		
Redroot Pigweed	2		
Redweed	6		
Shattercane	12		
Shepherdspurse*	4		
Smooth Pigweed	2		
Spurred Anoda	3		
Tall Waterhemp	2		
Velvetleaf	5		
Vernice Mallow	4		
Wild Buckwheat	3		
Wild Mustard	4		
Wild Poinsettia	4		
Wild Sunflower	5		
Yellow Nutsedge*	6-8		
Grasses Controlled			
Annual Ryegrass	4		
Barnyardgrass	4		
Broadleaf Signalgrass	4		
Browntop Panicum	4		
Fall Panicum	4		
Giant Foxtail	6		
Green Foxtail	6		
Goosegrass	4		
Junglerice	4		
Large Crabgrass	4		
Red Sprangletop	4		
Seedling Johnsongrass	4		
Smooth Crabgrass	4		
Texas Panicum	4		
Volunteer Corn	12		
Wild Proso Millet	4		
Witchgrass	4		
Woolly Cupgrass	4		
Yellow Foxtail	6		

Galaxy
2 pints
+
Poast Plus
1 1/2 pints
+
0.125-0.25%
v/v*
silicone
adjuvant

Galaxy
2 pints
+
Poast Plus
1 1/2 pints
+
0.125-0.25%
v/v*
silicone
adjuvant
+
UAN**
1 pint

* Do not treat earlier than maximum height shown.
* Control may be inconsistent with this rate of **Galaxy** herbicide. A later application of **Basagran** herbicide may be necessary (see label for **Basagran**).
* Control may be partial or inconsistent with this rate of **Galaxy**. A later application of **Blazer** herbicide may be necessary (see label for **Blazer**).
* Do not treat rosette before seed stalk appears.
* Rate may be adjusted according to the adjuvant used.
** AMS can be substituted at 1 pound per acre.

Conditions of Sale and Warranty

The **Directions For Use** of this product reflect the opinion of experts based on field use and tests. The directions are believed to be reliable and should be followed carefully. However, it is impossible to eliminate all risks inherently associated with use of this product. Crop injury, ineffectiveness or other unintended consequences may result, because of such factors as weather conditions, presence of other materials, or use of the product in a manner inconsistent with its labeling, all of which are beyond the control of BASF CORPORATION ("BASF") or the Seller. All such risks shall be assumed by the Buyer.

BASF warrants that this product conforms to the chemical description on the label and is reasonably fit for the purposes referred to in the **Directions For Use**, subject to the inherent risks, referred to above. BASF MAKES NO OTHER EXPRESS OR IMPLIED WARRANTY OF FITNESS OR MERCHANTABILITY OR ANY OTHER EXPRESS OR IMPLIED WARRANTY. IN NO CASE SHALL BASF OR THE SELLER BE LIABLE FOR CONSEQUENTIAL, SPECIAL OR INDIRECT DAMAGES RESULTING FROM THE USE OR HANDLING OF THIS PRODUCT. BASF and the Seller offer this product, and the Buyer and User accept it, subject to the foregoing **Conditions of Sale and Warranty** which may be varied only by agreement in writing signed by a duly authorized representative of BASF.

Basagran is registered trademark and Galaxy is a trademark of BASF AG. Poast Plus and Blazer are registered trademarks of BASF Corporation.

© 1995 BASF Corporation

NVA 1194/

BASF Corporation
P.O. Box 13528
Research Triangle Park, NC 27709



8