

7969-45

1/31/2003

1/23

PLEASE READ INSTRUCTIONS ON REVERSE BEFORE COMPLETING FORM.

Form Approved. OMB No. 2070-0060. Approval expires 2-28-95



United States
Environmental Protection Agency
Washington, DC 20460

<input type="checkbox"/>	Registration
<input type="checkbox"/>	Amendment
<input checked="" type="checkbox"/>	Other

OPP Identifier Number

Application for Pesticide - Section I

1. Company/Product Number 7969-45	2. EPA Product Manager Joanne I. Miller	3. Proposed Classification <input checked="" type="checkbox"/> None <input type="checkbox"/> Restricted
4. Company/Product (Name) BASAGRAN Herbicide	PM# 23	
5. Name and Address of Applicant (Include ZIP Code) BASF Corporation P.O. Box 13528 Research Triangle Park, NC 27709-3528 <input type="checkbox"/> Check if this is a new address	6. Expedited Review. In accordance with FIFRA Section 3(c)(3) (b)(i), my product is similar or identical in composition and labeling to: EPA Reg. No. _____ Product Name _____	

Section - II

<input type="checkbox"/> Amendment - Explain below.	<input type="checkbox"/> Final printed labels in response to Agency letter dated _____	NOTIFICATION JAN 31 2003
<input type="checkbox"/> Resubmission in response to Agency letter dated _____	<input type="checkbox"/> "Me Too" Application.	
<input checked="" type="checkbox"/> Notification - Explain below.	<input type="checkbox"/> Other - Explain below.	

Explanation: Use additional page(s) if necessary. (For section I and Section II.)

Notification of incorporation of language from supplemental label for Basagran Herbicide use on clover grown for seed into main label. On February 14, 2002, the Agency approved a supplemental label containing directions for use of Basagran Herbicide on clover grown for seed in the states of Washington and Oregon. In the acceptance letter the Agency requested that this supplemental label be incorporated to the main product labeling. BASF has revised the label language for Basagran Herbicide adding the directions for use on clover grown for seed. In addition, a Non-FIFRA related label element has been added to the label: Product of Germany - Formulated in the United States with U.S. and imported ingredients.

Section - III

1. Material This Product Will Be Packaged In:				2. Type of Container	
Child-Resistant Packaging <input checked="" type="checkbox"/> Yes <input type="checkbox"/> No	Unit Packaging <input type="checkbox"/> Yes <input checked="" type="checkbox"/> No	Water Soluble Packaging <input type="checkbox"/> Yes <input checked="" type="checkbox"/> No	<input checked="" type="checkbox"/> Metal <input checked="" type="checkbox"/> Plastic <input type="checkbox"/> Glass <input type="checkbox"/> Paper <input type="checkbox"/> Other (Specify) _____		
* Certification must be submitted		If "Yes" Unit Packaging wgt.	No. per container	If "Yes" Package wgt.	No. per container
3. Location of Net Contents Information <input checked="" type="checkbox"/> Label <input type="checkbox"/> Container		4. Size(s) Retail Container 1, 2.5, 5, 10, 15, 30 gallons & bulk		5. Location of Label Directions <input checked="" type="checkbox"/> on labeling accompanying product	
6. Manner in Which Label is Affixed to Product <input checked="" type="checkbox"/> Lithograph <input checked="" type="checkbox"/> Paper glued <input type="checkbox"/> Stenciled				<input type="checkbox"/> Other _____	

Section - IV

1. Contact Point (Complete items directly below for identification of individual to be contacted, if necessary, to process this application.)		
Name Edward G. Jordan	Title Registration Scientist	Telephone No. (Include Area Code) (919) 547-2889
Certification I certify that the statements I have made on this form and all attachments thereto are true, accurate and complete. I acknowledge that any knowingly false or misleading statement may be punishable by fine or imprisonment or both under applicable law.		8. Date Application Received (Stamped)
2. Signature <i>Edward G. Jordan</i>	3. Title Registration Scientist	
4. Typed Name Edward G. Jordan	5. Date November 26, 2002	



UNITED STATES ENVIRONMENTAL PROTECTION AGENCY
WASHINGTON, D.C. 20460

OFFICE OF
PREVENTION, PESTICIDES AND
TOXIC SUBSTANCES

*Joanne - decided on 4/31/02^{2/23}
to approval this as an
notification.*

*Mr. Jordan
was contacted*

Dr. Edward G. Jordan
Registration Scientist
BASF Corporation
P.O. Box 13528
Research Triangle Park, N.C. 27709-35


*Thank Joanne -
I gave Dr. Jordan
a courtesy call to
let him know that it
has been sent down to
you. Joyce*

RE: Notification of Label Change: Basagran® Herbicide
EPA Registration No.: 7969-45
Submission Dated: November 26, 2002

Dear Dr. Jordan:

We have reviewed your above dated submission and have determined that it is not a notification but an amendment. Therefore, your submission has been forwarded to Product Manager, Joanne Miller for review and consideration. If you have any questions concerning this action, please feel free to call Ms. Miller on 703/305-6224.

Sincerely,


Joyce M. Edwards
Notifications Review Coordinator
Registration Division (7505C)

3/23

✓ We should review
as an amendment.

Joanne
1/30

ROUTING AND TRANSMITTAL SLIP Date
January 10, 2003

TO: (Name, office symbol, room number, building, Agency/Post)		
1. Joanne Miller		
2.		
3.		
4.		
5.		

	Action		File		Note and Return
	For Concurrence	XX	For Clearance		Per Conversation
	As Requested		For Correction		Prepare Reply
	Circulate		For Your Information		See Me
	Comment		Investigate		Signature
	Coordination		Justify		

REMARKS

Please give me a clearance.

RE: Notification: - Registration Number: 7969-45
Incorporation of Approval Supplemental Label for Clover
Grown for Seed into the Label for Basagran Herbicide.

Thank you very much.

DO NOT use this form as a RECORD of approvals, concurrences,
disposals,
clearances, and similar actions.

FROM: (Name, org. symbol, Agency/Post) Joyce Edwards Registration Support Branch Office of Pesticide Programs	Room No.- Bldg. 713F
	Phone No. 308-5479

BASF

NOTIFICATION

JAN 31 2003

BASAGRAN®

HERBICIDE

For postemergence use in beans, ~~clover grown for seed~~, corn, peanuts, peas, peppermint, rice, sorghum, soybeans and spearmint

Active Ingredient:

Sodium salt of bentazon* (3-(1-methylethyl)-1H-2,1,3-benzothiadiazin-4(3H)-one 2,2-dioxide)..... 44.0%

Inert Ingredients:..... 56.0%

Total:..... 100.0%

* Equivalent to 4 pounds of bentazon per gallon

KEEP OUT OF REACH OF CHILDREN.

CAUTION

See inside booklet for complete **Precautionary Statements, Directions For Use, Statement of Practical Treatment and Conditions of Sale and Warranty.**


EPA Reg. No. 7969-45

EPA Est. No.

~~Formulated in accordance with U.S. and foreign regulations~~

Net contents: 2.5 gallons (9.46 liters)

BASF Corporation
P.O. Box 13528, Research Triangle Park, NC 27709



PRECAUTIONARY STATEMENTS

Hazards to Humans and Domestic Animals

CAUTION. Harmful if swallowed or absorbed through skin. Causes moderate eye irritation. Avoid contact with eyes, skin, or clothing. Prolonged or frequently repeated skin contact may cause allergic reactions in some individuals.

FIRST AID

If swallowed: Call a poison control center or doctor immediately for treatment advice. Have person sip a glass of water if able to swallow. Do not induce vomiting unless told to do so by a poison control center or doctor. Do not give anything by mouth to an unconscious person.

If on skin or clothing: Take off contaminated clothing. Rinse skin immediately with plenty of water for 15-20 minutes. Call a poison control center or doctor for treatment advice.

If in eyes: Hold eye open and rinse slowly and gently with water for 15-20 minutes. Remove contact lenses, if present, after first 5 minutes, then continue rinsing eye. Call a poison control center or doctor for treatment advice.

Have the product container or label with you when calling a poison control center or doctor, or going for treatment.

PERSONAL PROTECTIVE EQUIPMENT (PPE)

Applicators and other handlers must wear:

- Long-sleeved shirt and long pants
- Waterproof gloves
- Shoes plus socks

Follow the manufacturer's instructions for cleaning and maintaining PPE. If no such instructions for washables, use detergent and hot water. Keep and wash PPE separately from other laundry.

ENGINEERING CONTROLS STATEMENT

When handlers use closed systems, enclosed cabs, or aircraft in a manner that meets the requirements listed in the Worker Protection Standard (WPS) for agricultural pesticides [40 CFR 170.240(d)(4-6)], the handler PPE requirements may be reduced or modified as specified in the WPS.

USER SAFETY RECOMMENDATIONS

Users should:

- Wash hands before eating, drinking, chewing gum, using tobacco, or using the toilet.
- Remove clothing immediately if pesticide gets inside. Then wash thoroughly and put on clean clothing.
- Remove PPE immediately after handling this product. Wash the outside of gloves before removing. As soon as possible, wash thoroughly and change into clean clothing.

ENVIRONMENTAL HAZARDS

For terrestrial uses, do not apply directly to water, or to areas where surface water is present or to intertidal areas below the mean high water mark.

Do not contaminate water when disposing of equipment wash waters or rinsate.

Bentazon, which is present in this product, is known to leach through soil into groundwater under certain conditions as a result of agricultural use.

Use of this chemical in areas where soils are permeable, particularly where the water table is shallow, may result in groundwater contamination.

Notice: It is a violation of Federal law to use any pesticide in a manner that results in the death of an endangered species or in adverse modification of their habitat.

DIRECTIONS FOR USE

It is a violation of federal law to use this product in a manner inconsistent with its labeling. Do not apply this product in a way that will contact workers or other persons, either directly or through drift. Only protected handlers may be in the area during application. For any requirements specific to your state or tribe, consult the agency responsible for pesticide regulation. Unless otherwise directed in supplemental labeling, all applicable directions, restrictions, precautions and **Conditions of Sale and Warranty** are to be followed. This labeling must be in the user's possession during application.

AGRICULTURAL USE REQUIREMENTS

Use this product only in accordance with its labeling and with the Worker Protection Standard, 40 CFR part 170. This standard contains requirements for the protection of agricultural workers on farms, forests, nurseries, and greenhouses, and handlers of agricultural pesticides. It contains requirements for training, decontamination, notification, and emergency assistance. It also contains specific instructions and exceptions pertaining to the statements on this label about personal protective equipment (PPE), and restricted-entry interval. The requirements in this box only apply to uses of this product that are covered by the Worker Protection Standard.

Do not enter or allow worker entry into treated areas during the restricted entry interval (REI) of 48 hours. PPE required for early entry to treated areas that is permitted under the Worker Protection Standard and that involves contact with anything that has been treated, such as plants, soil, or water, is:

- Coveralls
- Waterproof gloves
- Shoes plus socks

STORAGE AND DISPOSAL

Do not contaminate water, food, or feed by storage or disposal.

Pesticide Storage: Do not store at less than 32° F and do not allow product to freeze.

Pesticide Disposal: Wastes resulting from the use of this product may be disposed of on site or at an approved waste disposal facility.

Container Disposal:

- **Plastic Containers:** Triple rinse the container (or equivalent). Then offer for recycling or reconditioning, or puncture and dispose of in a sanitary landfill, or by incineration, or, if allowed by state and local authorities by burning. If burned, stay out of smoke. Do not re-use empty container.
- **Bulk/Mini-bulk Containers:** Reusable containers should be returned to the point of purchase for cleaning and refilling because the container must be thoroughly cleaned before refilling.

IN CASE OF EMERGENCY

In case of large-scale spillage regarding this product, call:

CHEMTREC 800-424-9300
BASF Corporation 800-832-HELP

In case of medical emergency regarding this product, call:

- Your local doctor for immediate treatment.
- Your local poison control center (hospital).
- BASF Corporation (800-832-HELP)

Steps to be taken in case material is released or spilled:

Wear the personal protective equipment specified on the label. Recover the material for re-use according to label whenever possible. Cover the liquid with an absorbent material (such as pet litter). Sweep up and place in an appropriate container for disposal. Remove and wash clothing and personal protective equipment prior to re-use. Keep the spill out of all sewers and open bodies of water.

I. GENERAL INFORMATION

Basagran® herbicide is intended for selective postemergence control of certain broadleaf weeds and sedges in beans, ~~corn~~ grown for seed, corn, peanuts, peas, peppermint, rice, sorghum, soybeans, and spearmint. **Basagran** does not control grasses.

MODE OF ACTION

Basagran is effective mainly through contact action; therefore, weeds must be thoroughly covered with spray.

CROP TOLERANCE

All labeled crops are tolerant to **Basagran**. Leaf speckling or bronzing may occur, but plants generally outgrow this condition within 10 days. New growth is normal and crop vigor is not reduced.

CLEANING SPRAY EQUIPMENT

Clean application equipment thoroughly by using a strong detergent or commercial sprayer cleaner according to the manufacturer's directions and then triple rinsing the equipment before and after applying this product.

II. APPLICATION INSTRUCTIONS

Applications can be made to actively growing weeds as broadcast, band, or spot spray applications at the rates and growth stages listed in the weed tables. The most effective control will result from making postemergence applications of **Basagran** early, when weeds are small. Early application produces the most beneficial effect on weed control (exceptions: yellow nutsedge and Canada thistle), allows use of the lower rate (depending on weed species), and makes thorough spray coverage easier to obtain. Delaying application permits weeds to exceed the maximum size stated and will prevent adequate control.

Do not apply when conditions favor drift from target area or when windspeed is greater than 10 mph. Apply recommended rates of **Basagran** to actively growing weeds before they reach the maximum sizes listed in **Table 1. Application Rates for Specific Weed Growth Stages For All Crops Except Rice**. For the recommended use rates of **Basagran** in rice, refer to **Table 3. Application Rates for Rice - Flooded Fields** and **Table 4. Application Rates for Rice - Drained Fields**, in **Section VI. Crop-Specific Information**.

IRRIGATION

In irrigated areas, it may be necessary to irrigate before treatment to ensure active weed growth because weeds growing under drought conditions usually are not satisfactorily controlled.

SPRAY COVERAGE

Weeds must be thoroughly covered with spray. Dense leaf canopies shelter smaller weeds and can prevent adequate spray coverage.

CULTIVATION

Do not cultivate within 5 days before applying **Basagran** or 7 days after application. Timely cultivation after 7 days may help provide season-long control.

Aerial Application Methods and Equipment

Water Volume: Use a minimum of 5 gallons of water per acre (except 10 gallons for rice).

Spray Pressure: Use up to 40 psi.

Application Equipment: Use only diaphragm-type nozzles that produce cone or fan spray patterns.

Nozzles: Nozzles must not be more than 10 feet above crop. Nozzles must be oriented to discharge straight back with the air stream (opposite the direction of travel of the aircraft) or at some angle between straight back and straight down.

Special Directions for Aerial Application

To obtain uniform coverage and to avoid drift hazards, follow these guidelines:

- Do not apply **Basagran® herbicide** by aircraft when wind is blowing more than 10 mph (except above 5 mph in California).
- Use coarse sprays (larger droplets), as they are less likely to drift.
- Do not apply **Basagran** by air if sensitive species (such as cotton, sugar beets, sunflowers, or okra) are within 200 feet downwind.

The applicator must follow the most restrictive use cautions to avoid drift hazards, including those found in this labeling as well as applicable state and local regulations and ordinances.

Ground Application Methods and Equipment (Broadcast)

Water Volume: Use 10-20 gallons of spray solution per broadcast acre for optimal performance.

Spray Pressure: Use a minimum of 40 psi (measured at the boom, not at the pump or in the line).

Note: When using the lower volume (i.e., 10 gallons per acre) or when crop and weed foliage is dense, use a minimum of 60 psi for best results.

Application Equipment: Use standard high-pressure pesticide flat fan or hollow cone nozzles spaced up to 20 inches apart. Do not use flood, whirl chamber, or controlled droplet applicator (CDA) nozzles as erratic coverage can cause inconsistent weed control. Do not use selective application equipment such as recirculating sprayers or wiper applicators. Good coverage is essential for maximum control.

Basagran can be used in the following crops:

Beans, Dry

Beans, Succulent

~~Corn, Green For Feed~~

Corn

Peanuts

Peas, Dry

Peas, Succulent

Peppermint

Rice

Sorghum

Soybeans

Spearmint




Table 1. Application Rates for Specific Weed Growth Stages for All Crops Except Rice*

Weeds Controlled (Includes ALS- and triazine-resistant biotypes)	Basagran® Herbicide Rates Per Acre**					
	1 pint per acre ¹		1.5 pints per acre		2 pints per acre	
	Leaf Stage	Maximum Height	Leaf Stage	Maximum Height	Leaf Stage	Maximum Height
Anoda, Spurred	--	--	Up to 6	3"	6-8	4"
Balloonvine	--	--	2-4	2"	4-6	3"
Beqgarticks	--	--	Up to 6	6"	6-8	8"
Bindweed (Field, Hedge) ⁶	-	-	-	-	-	10"
Buckwheat, Wild	-	-	Up to 4	3"	4-6	5"
Canada Thistle ⁷	-	-	-	-	-	8" to bud stage
Cocklebur ^{2,9}	2-4	4"	2-6	6"	6-10	10"
Croton, Tropic	-	-	Up to 2	2"	2-4	4"
Dayflower	-	-	Up to 6	4"	6-10	8"
Devilsclaw ³	-	-	-	-	Up to 6	3"
Eclipta	-	-	Up to 6	2"	Up to 6	2"
Galinsoga ³	-	-	-	-	Cotyledon to 6	2"
Groundsel, Common	-	-	-	-	-	3"
Jimsonweed	Up to 4	4"	Up to 6	6"	6-10	10"
Ladysthumb	Up to 4	4"	Up to 6	6"	6-10	10"
Lambsquarters, Common ^{3,4}	Up to 4	1"	Up to 6	1.5"	Up to 6	2"
Marshelder	-	-	Up to 4	2"	Up to 8	4"
Mayweed/dogfennel	-	-	-	2"	-	3"
Morningglory ⁰	-	-	4	4"	4	4"
(smallflower, cypressvine only)	-	-	-	-	-	-
Morningglory ¹⁰	-	-	4	4"	6	6"
Mustard, Wild	Up to 4	2"	Up to 6	4"	6-10	8"
Nightshade, hairy ¹²	-	-	-	-	2-6	4"
Nutsedge, Yellow ⁷	-	-	-	8"	-	8"
Poinsettia, Wild ³	-	-	Up to 6	4"	4-8	6"
Purslane, Common	-	-	Up to 4	1"	4-6	2"
Radish, Volunteer	-	-	2-6	4"	6-10	10"
Ragweed, Common ³	-	-	-	-	4-6	3"
, Giant ⁴	-	-	-	-	Up to 4	6"
Redweed	-	-	4-6	6"	6-10	8"
Senna, Coffee ³	-	-	-	-	Up to 1 pinnate	2"
Sesbania ³	-	-	-	-	3-5	3"
Shepherdspurse ⁵	-	-	Up to 6	4"	6-10	8"
Sida, Prickly or Teaweed	-	-	Up to 6	3"	6-8	4"
Smartweed, Pennsylvania	Up to 4	4"	Up to 6	6"	6-10	10"
Starbur, Bristly	-	-	Up to 4	2"	4-6	3"
Sugar Beet, Volunteer	-	-	2-4	-	4-8	-
Sunflower, Wild	Up to 2	3"	Up to 4	5"	4-6	8"
Velvetleaf ^{8, 11}	Up to 4	2"	Up to 4	2"	4-6	5"
Venice Mallow	Up to 4	2"	Up to 6	2"	6-10	4"

¹ If regrowth develops, make a second application of 1 pint 7-14 days later. (This rate not applicable in California.)
² Do not treat earlier than leaf stage shown and do not count cotyledon leaves.
³ Use crop oil concentrate or crop oil concentrate plus UAN.
⁴ For regrowth or new germination, a follow-up application of Basagran may be necessary.
⁵ Do not treat rosette before seed stalk appears.
⁶ In KY, IL, IN, MI, and OH, apply 2-3 pints of Basagran per acre (for suppression only).
⁷ If regrowth occurs, make a second application at the same rate 7-10 days later.
⁸ Late Rescue Treatment for Velvetleaf: Make a single application of 3 pints per acre of Basagran plus 1 quart of oil concentrate per acre and 1 gallon of UAN solution per acre to velvetleaf plants up to 12". For better control, apply 1.5 pints per acre of Basagran plus 1 quart of oil concentrate and 1 gallon of UAN or AMS solution per acre, followed by a second application at the same rate in 4-7 days.
⁹ Late Rescue Treatment for Cocklebur: Make a single application of 2-3 pints per acre of Basagran to plants up to 24". For better control, apply 1.5 pints per acre of Basagran. Repeat 10-14 days later.
¹⁰ Rates given for Southern States only (AL, AR, FL, GA, LA, MS, NC, OK SC, TN, TX, and VA). Make a second application 5-14 days later. For all states other than the South, apply 2-3 pints of Basagran per acre to annual morningglories not larger than 4 true leaves. Control may be partial or inconsistent.
¹¹ Always use UAN or AMS as spray additive.
¹² Basagran does not control black nightshade nor Eastern black nightshade.

* For the recommended use rates of Basagran in rice, refer to Table 3. Application Rates for Rice – Flooded Fields and Table 4. Application Rates for Rice - Drained Fields, in Section VI. Crop-Specific Information.
 ** Refer to section VI, Crop-Specific Information for Crop-Specific Restrictions and Limitations.

III. ADDITIVES

To achieve consistent weed control, one of the following additives are needed: crop oil concentrate, urea ammonium nitrate, or ammonium sulfate. Additives may cause some leaf burn, but new growth is normal and crop vigor is not reduced. The potential for leaf burn is increased when relative humidity and temperature are high. See **Table 2. Additive Rate Per Acre** for additive rates.

Oil Concentrate

The oil concentrate must contain either a petroleum or vegetable oil base and must meet all of the following criteria:

- be nonphytotoxic,
- contain only EPA-exempt ingredients,
- provide good mixing quality in the jar test, and
- be successful in local experience.

The exact composition of suitable products will vary; however, vegetable and petroleum oil concentrates should contain emulsifiers to provide good mixing quality. Highly refined vegetable oils have proven more satisfactory than unrefined vegetable oils.

For additional information, see **IV. General Mixing Information**.

Adding an oil concentrate may cause some leaf burn, but new growth is normal and crop vigor is not reduced. The potential for leaf burn is increased when relative humidity and temperature are high. Some oil concentrates cause excessive leaf burn so refer to your supplier for information concerning successful local experience before purchasing any oil concentrate.

Oil Concentrate + Nitrogen Solution

A nonphytotoxic oil concentrate (as referred to above) plus a nitrogen solution (UAN or AMS) can be added to the spray tank with **Basagran® herbicide**.

Urea Ammonium Nitrate (UAN)

Commonly referred to as 28%, 30% or 32% nitrogen solution, UAN may be added in place of other spray additives to improve control of cocklebur, devilsclaw, Pennsylvania smartweed, velvetleaf, venice mallow, wild mustard, and wild sunflower. **Basagran** plus a nitrogen solution will not provide adequate control of common ragweed and common lambsquarters. If these weeds or other weeds requiring oil concentrate are present in addition to velvetleaf, then oil concentrate should also be used.

Ammonium Sulfate (AMS)

When used, add 3 quarts of liquid AMS (8-8-0 analysis) or 2.5 pounds of granular AMS. Use only fine feed-grade or spray-grade AMS because inferior grades of AMS do not dissolve adequately and can plug spray nozzles. BASF does not recommend applying AMS if applied in less than 10 gallons per acre because of potential problems with precipitation in reduced volumes. Use AMS only if it has been demonstrated to be successful in local experience.

Table 2. Additive Rate Per Acre

Additive	Ground Application	Air Application
AMS ¹	2.5 pounds	2.5 pounds ²
Oil Concentrate	1-2 pints	1 pint
UAN Solution ¹	4-8 pints	2-4 pints
Oil Concentrate + Nitrogen ¹	0.5 - 1 pint + 2-4 pints of UAN or 1-2 pounds of AMS	

¹ AMS and UAN are not for use in California.

² AMS solution is not recommended due to potential precipitation problems in reduced water volumes. AMS can be used provided a minimum of 10 gallons of solution per acre is applied. Use only if the source of AMS has been demonstrated to be successful in local experience.

IV. GENERAL MIXING INFORMATION

Additives and/or other pesticides may be mixed in the spray tank with **Basagran**[®] herbicide using the information in this section.

Tank Mix Partners/Components

The following products may be tank mixed with **Basagran** according to the specific tank mixing instructions in this label and respective product labels.

- **Arrosolo**[®] 3-3E/molinate + propanil
- **Atrazine**
- **Blazer**[®]/acifluorfen
- **Buctril**[®]/bromoxynil
- **Clarity**[®]/dicamba
- **Classic**[®]/chlorimuron
- **Cobra**[®]/lactofen
- **Concert**[®]/thifensulfuron + chlorimuron
- **Distinct**[®]/diflufenzopyr + dicamba
- **Facet**[®] 75 DF/quinclorac
- **FirstRate**[®]/cloransulam-methyl
- **Flexstar**[®]/fomesafen
- **Frontier**[®]/dimethenamid
- **Londax**[®]/bensulfuron
- **Liberty**[®]/glufosinate
- **Lightning**[®]/imazethapyr + imazapyr
- **Marksman**[®]/atrazine + dicamba
- **MCPA**
- **Paramount**[®]/quinclorac
- **Pinnacle**[®]/thifensulfuron
- **Poast**[®]/sethoxydim
- **Poast Plus**[®]/sethoxydim
- **Propanil**
- **Pursuit**[®]/imazethapyr
- **Pursuit**[®] DG/imazethapyr
- **Pursuit**[®] W/imazethapyr
- **Pursuit**[®] W DG/imazethapyr
- **Raptor**[™]/imazamox
- **Reflex**[®]/fomesafen
- **Reliance**[®] STS/chlorimuron+ thifensulfuron
- **Resource**[®]/flumiclorac
- **Roundup Ultra**[®]/glyphosate
- **Scepter**[®]/imazaquin
- **Sinbar**[®]/terbacil
- **Starfire**[®]/paraquat
- **Stinger**[®]/clopyralid
- **Storm**[®]/bentazon + acifluorfen
- **Synchrony**[®] STS[™]/chlorimuron+ thifensulfuron
- **Thistrol**[®]/MCPB
- **2,4-DB**

See section VI. **Crop-Specific Information** for more details. Read and follow the applicable **Restrictions and Limitations** and **Directions For Use** on all products involved in tank mixing. The most restrictive labeling applies to tank mixes.

Separate applications should be made if all target weeds are not at the labeled growth stage for treatment at the same time.

Physical incompatibility, reduced weed control, or crop injury may result from mixing **Basagran** with other pesticides (fungicides, herbicides, insecticides, or miticides), additives, or fertilizers. BASF does not recommend using tank mixes other than those listed on BASF labeling. Local agricultural authorities may be a source of information when using other than BASF recommended tank mixes.

Compatibility Test for Mix Components

Before mixing additives and/or other pesticides, always perform a compatibility jar test.

For 20 gallons per acre spray volume, use 3.3 cups (800 ml) of water. For other spray volumes, adjust rates accordingly. Only use water from the intended source at the source temperature.

Add components in the sequence indicated in the **Mixing Order** using 2 teaspoons to 1 teaspoon for each pound or 1

Always cap the jar and invert 10 cycles between component additions.

When the components have all been added to the jar, let the solution stand for 15 minutes. Evaluate the solution for uniformity and stability. The spray solution should not have free oil on the surface, nor fine particles that precipitate to the bottom, nor thick (clabbered) texture. If the spray solution is not compatible, repeat the compatibility test with the addition of a suitable compatibility agent. If the solution is then compatible, use the compatibility agent as directed on its label. If the solution is still incompatible, do not mix the ingredients in the same tank.

MIXING ORDER

When mixing additives and/or other pesticides in a spray tank, add the products to be used in the following sequence.

- 1) **Water.** Begin by agitating a thoroughly clean sprayer tank three-quarters full of clean water.
- 2) **Agitation.** Maintain constant agitation throughout mixing and application.
- 3) **Products in PVA bags.** Place any product contained in water-soluble PVA bags into the mixing tank. Wait until all water-soluble PVA bags have fully dissolved and the product is evenly mixed in the spray tank before continuing.
- 4) **Water-dispersible products** (such as dry flowables, wettable powders, suspension concentrates, or suspo-emulsions).
If an inductor is used, rinse it thoroughly after the component has been added.
- 5) **Water-soluble products** (such as **Basagran® herbicide**). If an inductor is used, rinse it thoroughly after the component has been added.
- 6) **Emulsifiable concentrates** (such as oil concentrate when applicable). If an inductor is used, rinse it thoroughly after the component has been added.
- 7) **Water-soluble additives** (such as AMS or UAN when applicable). If an inductor is used, rinse it thoroughly after the component has been added.
- 8) **Remaining quantity of water.**

Maintain constant agitation during application.

V. RESTRICTIONS AND LIMITATIONS - ALL CROPS

- **Maximum seasonal use rate:** Do not apply more than a **total of 4 pints of Basagran** per acre, per season.
- Do not apply more than a total of **2.0 pounds of bentazon a.i.** (from all sources) per acre, per season.
- **Restricted Entry Interval (REI):** Do not enter or allow worker entry into treated areas during the restricted entry interval of **48 hours**.
- Do not apply to weeds under **stress** such as lack of moisture, herbicide injury, mechanical injury or cold temperatures, as unsatisfactory control may result.
- Do not apply to crops subjected to **stress** conditions such as hail damage, flooding, drought, injury from other herbicides, or widely fluctuating temperatures, as crop injury may result.
- Do not apply to crops that show **injury** (leaf phytotoxicity or plant stunting) produced by any other prior herbicide applications, because this injury may be enhanced or prolonged.
- **Rainfast period:** Rainfall or overhead irrigation within 4 hours after application may reduce the effectiveness of **Basagran**.
- Do not apply through any type of **irrigation** system.

VI. CROP-SPECIFIC INFORMATION

Apply **Basagran** early postemergence before weeds reach the maximum size listed in **Table 1. Application Rates for Specific Weed Growth Stages for All Crops Except Rice** (for rice, see rice section below).

BEANS, DRY AND SUCCULENT

Beans are tolerant to **Basagran** after the first trifoliolate leaf has fully expanded. Even at the tolerant stages, yellowing, bronzing, speckling or burning of leaves may occur under certain conditions (see **Crop-Specific Restrictions and Limitations**). This temporary injury is generally outgrown without delaying pod set or maturity or reducing yield. Using oil with **Basagran** may increase injury and may reduce yields.

Tolerant bean types are adzuki, navy, pinto, pink, great northern, kidney, red, white, cranberry, black turtle soup, small lima, large lima, and snap beans.

Crop-Specific Restrictions and Limitations

Do not apply **Basagran**® herbicide to bean fields until beans have at least the first trifoliolate leaf fully expanded because severe crop damage may occur.

Do not apply **Basagran** to blackeyes grown in California or to garbanzo beans or lupines at any stage of growth, as severe crop damage may occur.

Do not apply **Basagran** to dry or succulent beans within 30 days of harvest.

Use of an oil additive with **Basagran** on snap beans may increase the leaf burn and injury potential.

California Only: Not recommended for use on adzuki beans. For yellow nutsedge control, apply 2 pints of **Basagran** per acre when plants are 6-8 inches tall. Make a second application at the same rate 10-14 days later.

Tank Mixes – Dry Beans


Basagran may be applied in a tank mix with one of the following herbicides:

- **Frontier**®
- **Pursuit**®
- **Poast**®
- **Pursuit**®DG

Tank Mixes - Succulent Beans

Basagran may be applied in a tank mix with one of the following herbicides:

- **Poast**®
- **Pursuit**®
- **Pursuit**®DG



CORN AND SORGHUM

Corn types include field, sweet, popcorn, and corn grown for seed or silage. Sorghum types include grain and forage sorghum. Seed producers should consult the seed company regarding tolerance of seed production inbred lines to **Basagran**.

CROP-SPECIFIC RESTRICTIONS AND LIMITATIONS

Apply no more than 2 pints of **Basagran** per acre per season in sorghum.

Do not apply to sorghum that is heading or blooming.

Do not graze treated corn and sorghum fields for at least 12 days after the last treatment with **Basagran**.

California only: Not recommended for controlling yellow nutsedge in corn or sorghum. Do not use on forage sorghum.

Tank Mixes - Corn And Sorghum

The tank mix of **Basagran** + atrazine is not applicable in California.

Basagran may be applied in a tank mix with one of the following herbicides on corn (including herbicides registered for use in corn hybrids tolerant to glyphosate, glufosinate and imidazolinone):

- **Atrazine**
- **Lightning**™
- **Clarity**®
- **Marksman**®
- **Distinct**®
- **Pursuit**®
- **Frontier**®
- **Pursuit**® DG
- **Liberty**®
- **Pursuit**® W

- Pursuit® W DG

- Roundup Ultra®

Basagran® herbicide may be applied in a tank mix with one of the following herbicides in sorghum:

- Atrazine
- Clarity®
- Frontier®
- Marksman®
- Paramount®

PEPPERMINT AND SPEARMINT

Peppermint and spearmint are tolerant to **Basagran**; however, some leaf burning may occur under certain conditions, such as when plants are growing very actively and have extensive new, succulent tissue. Mint plants generally outgrow this condition within 10 days.

For hairy nightshade and kochia control, **Basagran** may be used up to 4.0 pints per acre as a single application. For kochia control, add oil concentrate.

Tank Mixes - Peppermint And Spearmint

Basagran may be applied in a tank mix with one of the following herbicides:

- Buctril®
- Poast®
- Sinbar®
- Stinger®

PEAS, DRY AND SUCCULENT

Peas are tolerant to **Basagran** after 3 pairs of leaves (or 4 nodes) are present. Pea injury such as yellowing, bronzing, speckling or burning of leaves may occur under certain conditions. This temporary injury is generally outgrown without delaying podset or maturity or reducing yield.

Tolerant pea types are garden, English, and southern peas.

In Western irrigated areas, avoid applying **Basagran** during prolonged periods of cold weather (day temperature below 75° F and night temperature below 55° F for 2-5 days) because weed control may be nullified.

Crop-Specific Restrictions And Limitations

Do not apply **Basagran** to dry peas within 30 days of harvest.

Do not apply **Basagran** to succulent peas within 10 days of harvest. In California, do not apply to succulent peas within 30 days of harvest.

Do not apply **Basagran** to peas under stress from root rot.

Do not apply **Basagran** to blackeyes grown in California or to garbanzo beans or to lupines at any stage of growth, as severe crop damage may occur.

Do not apply **Basagran** when peas are in bloom.

Do not add oil to Basagran for use on peas, except for use in the Pacific Northwest (PNW).

In-furrow treatments of insecticides or nematicides may also predispose the peas to injury from **Basagran**.

Tank Mixes - Peas

Tank mixes not applicable in California.

Basagran may be applied in a tank mix with one of the following herbicides:

- MCPA
- Thistrol

The **Basagran + Thistrol® herbicide** tank mix is for use in ME, NH, VT, MA, CT, RI, NY, PA, NJ, VA, MD, DE, WA, ID, and OR. This tank mix should be applied after the 3-leaf stage (4-node stage) of peas, but not later than 3 nodes before pea flowering.

Notice to user: Due to variability among pea cultivators and in application techniques, neither the manufacturers nor the sellers have determined whether or not the tank mix of **Basagran + Thistrol** can be safely used on all pea crops under all conditions. Therefore, determine if the tank mix of **Basagran + Thistrol** can be used safely prior to broad use.

For improved control of pigweed species and common lambsquarters, a tank mix of **Basagran® herbicide + MCPA** may be used.

Tank Mix Restrictions And Limitations

Do not use crop oil concentrate, other oil-based additives, or any other spray additives or surfactants with these tank mixes.

Do not apply the tank mix to peas when temperatures exceed 90° F.

Do not apply the tank mix to peas after pea flower buds appear.

Crops other than peas may be severely injured by drift. Cotton, beans, grapes, tomatoes, and ornamentals are particularly sensitive to **Thistrol**.

PEANUTS

Basagran can be applied from peanut cracking through pegging.

Peanut hay and forage may be fed to livestock.

In-furrow treatments of insecticides and nematicides may predispose peanuts to injury from **Basagran**.

Crop-Specific Restrictions And Limitations

Do not graze treated peanut fields for at least 50 days after the last **Basagran** treatment.

Tank Mixes - Peanuts

Tank mixes not applicable in California.

Basagran may be applied in a tank mix with one of the following herbicides:

- **Blazer®**
- **Starfire®**
- **Frontier®**
- **2,4-DB amine**
- **Poast®**

The **Basagran + Starfire® herbicide** tank mix should be applied at the ground crack stage of peanuts to control an early flush of weeds. A second application may be applied up to 28 days after ground crack stage.

Always add a nonionic surfactant containing at least 50% surface active agent at recommended rates to the **Basagran + Starfire** tank mix.

Tank Mix Restrictions And Limitations

Do not include UAN solution or ammonium sulfate when tank mixing **Basagran + Blazer® + Poast® herbicides**.

Do not use crop oil concentrate or any other oil-based additive with the **Basagran + Starfire** tank mix.

Do not add oil concentrate, UAN, or any other additives to **Basagran + 2,4-DB** tank mix.

Use only amine formulations of **2,4-DB**.

RICE

Application Information

Not for use in California.

Apply **Basagran** early postemergence, before weeds exceed the maximum size listed in **Tables 3 and 4**.

Application Equipment

For optimal coverage when applying **Basagran** by air in rice, orient all nozzles straight back. Nozzles must not be located farther out than three-fourths the distance from the center of the aircraft to the end of the wing or rotor.

Alternate flooding culture:

In Texas, Louisiana, Arkansas, and Mississippi, weed growth stages generally correspond to rice that is tillering (stooling) and occur before the permanent flood. **Basagran** must be applied when there is no water on the field and 24 hours or more prior to flooding.

If **Basagran** cannot be applied until after flooding, see directions under **Continuous Flooding Culture**.

Continuous Flooding Culture:

In states using continuous flooding culture, or when treating after the permanent flooding, treatment should be made only when weeds are above the surface of the water. Weeds submerged at the time of application will not be adequately controlled. For early treatment, water may be partly or completely drained to expose more weed growth to spray applications of **Basagran® herbicide**. Do not raise water level for at least 24 hours after application as unsatisfactory control may result. Do not use ground equipment to apply to flooded fields because splashing will wash **Basagran** off weed leaf surfaces and ineffective control may result.

Crop-Specific Restrictions and Limitations

Rice straw may be fed to livestock.

Do not use **Basagran** on rice fields in which the commercial cultivation of catfish or crayfish is practiced.

Do not use water containing **Basagran** residues from rice cultivation to irrigate crops used for food or feed unless **Basagran** is registered for use on these crops.

Do not apply more than 4 pints of **Basagran** per acre per season whether one or two rice crops (including ratoon) are grown that season.

Tank Mixes - Rice

Basagran may be applied in a tank mix with one of the following herbicides:

- **Arrosolo®**
- **Blazer®**
- **Facet® 75 DF**
- **Londax®**
- **Propanil**
- **Storm®**

When using **Storm® herbicide** in a tank mix, use 1.5 pints of **Storm** with 0.5-1.0 pint of **Basagran** per acre.

Tank Mix Restrictions And Limitations

Do not apply the **Basagran + Arrosolo® 3-3E herbicide** tank mix to flooded fields.

Due to the potential for crop injury, do not apply oils, surfactants, or liquid fertilizers with the **Basagran + Arrosolo 3-3E** tank mix except as specified on the **Arrosolo 3-3E** label.

Apply the **Basagran + Londax® herbicide** tank mix within 7 days of establishing permanent flood.

Apply the **Basagran + propanil** tank mix only to drained fields.

Do not use crop oil concentrate with the **Basagran + propanil** tank mix.

Add propanil to the tank mix of **Basagran** based on active ingredient (a. i.) of formulation used. Test propanil products for physical tank mix compatibility with **Basagran**.

Apply the **Basagran + Storm** tank mix after the 3-leaf stage in rice.

Table 3. Application Rates for Rice - Flooded Fields

Weeds Controlled	Application Rates For Weed Growth Stages ¹			
	1.5 pints per acre		2 pints per acre	
	Maximum Height Above Soil	Height Range Above Water Level	Maximum Height Above Soil	Height Range Above Water Level
Cocklebur	10"	3-6"	15"	6-10"
Dayflower	6"	3-5"	10"	5-8"
Redstem	4"	2-3"	8"	4-6"
Smartweed	6"	2-5"	10"	5-8"
Water Plantains				
, Arrowhead	-	-	7"	5-6"
, Common	-	-	7"	5-6"
Yellow Nutsedge	6"	4-5"	10"	6-8"

¹ If a second weed flush develops after the first application, re-treat according to this rate table.

Table 4. Application Rates for Rice - Drained Fields

Weeds Controlled	Application Rates For Weed Growth Stages ¹			
	1.5 pints per acre		2 pints per acre	
	Leaf stage	Maximum Height	Leaf Stage	Maximum Height
Cocklebur	2-10	10"	10-15	15"
Dayflower	2-10	6"	10-15	10"
Ducksalad	-	-	6-10	6"
Eclipta	4-6	2"	4-6	2"
Gooseweed	4-6	4"	6-10	8"
Redstem	Up to 6	4"	6-10	8"
Redweed	4-6	6"	6-10	8"
Smartweed	2-10	6"	10-15	10"
Spikerush	2-6	6"	6-8	8"
Water Plantains				
, Arrowhead	-	-	Up to 4	7"
, Common	-	-	Up to 4	7"
Yellow Nutsedge	4-6	6"	6-8	10"

¹ If a second weed flush develops after the first application, re-treat according to this rate table.

SOYBEANS

Soybeans are tolerant to **Basagran® herbicide** at all stages of growth. Slight leaf-speckling and leaf-bronzing may occur under certain conditions, but crops generally outgrow these conditions within 10 days.

Crop-Specific Restrictions and Limitations

Do not graze or cut treated soybean fields for forage or hay for at least 30 days after the last treatment of **Basagran**.

Tank Mixes - Soybeans

Tank mixes not applicable in California.

Basagran may be applied in a tank mix with one of the following herbicides (including **RoundUp Ready®, Liberty Link®** and **STS™** varieties):

- **Blazer®**
- **Classic®***
- **Cobra®**
- **Concert®***
- **FirstRate®***
- **Flexstar®**
- **Frontier®**
- **Liberty®**
- **Pinnacle®***
- **Poast®**
- **Poast Plus®**
- **Pursuit®**
- **Pursuit® DG**
- **Raptor®**
- **Reflex® 2LC**
- **Reliance® STS***
- **Resource®**
- **Roundup® Ultra**
- **Scepter®**
- **Synchrony® STS™**
- **2,4-DB amine**

* For these tank mixes, the use of a nonionic surfactant (1-2 pints per 100 gallon) plus UAN (2-4 pints per acre) is recommended.

Basagran + Blazer + Poast

Tank Mix Restrictions and Limitations

Oil concentrate must be used with the **Basagran® + Blazer® + Poast®** herbicide tank mix in place of a spray surfactant.

Basagran + Reliance STS

Tank Mix Restrictions and Limitations

Do not add oil concentrate to this tank mix for use with soybean varieties other than those designated as STS.

Basagran + 2,4-DB amine

Use only amine formulations of **2,4-DB**.

Use no other adjuvant except UAN at 2-4 pints per acre with this tank mix.

Tank Mix Restrictions and Limitations

Do not apply more than 1 application of this tank mix per season.

The use of this tank mix will cause soybean foliage injury (such as burning, bronzing or crinkling) and may reduce yields.


Do not use this tank mix on soybeans that show symptoms of disease such as phytophthora root rot.

Mixing with Insecticides

A need may arise that requires postemergence or foliar control of certain insects in the soybean crop. It is possible to tank mix an insecticide with **Basagran** if the proper application timing of the insecticide coincides with the application timing of **Basagran**. Insecticides that may be used are **Furadan® 4F**, **Pounce®**, **Pydrin®**, **dimethoate**, and **Lorsban® 4E** insecticides.

Do not tank mix **Basagran** with **malathion** or **Sevin®** insecticides. The tank mix addition of an insecticide to **Basagran** may increase the potential for crop injury.

The exact conditions under which an insecticide is tank mixed with **Basagran** may vary and these conditions may reduce good mixing quality. Before a tank mix of **Basagran** and an insecticide is used, test the combination as instructed by the **Compatibility Test for Mix Components**.



Weeds Listed In This Label:	
Common Name	Scientific Name
Balloonvine	<i>Cardiospermum halicacabum</i>
Beggarticks	<i>Bidens frondosa</i>
Bindweed, Field	<i>Convolvulus arvensis</i>
Bindweed, Hedge	<i>Convolvulus sepium</i>
Bristly Starbur	<i>Acanthospermum hispidum</i>
Butterprint (see Velvetleaf)	
Buttonweed (see Velvetleaf)	
Canada Thistle	<i>Cirsium arvense</i>
Cocklebur	<i>Xanthium strumarium</i>
Coffee Senna	<i>Cassia occidentalis</i>
Common Lambsquarters	<i>Chenopodium album</i>
Common Purslane	<i>Portulaca oleracea</i>
Dayflower	<i>Commelina spp.</i>
Devilsclaw	<i>Proboscidea louisianica</i>
Ducksalad	<i>Heteranthera limosa</i>
Eclipta	<i>Eclipta alba</i>
Eastern Black Nightshade	<i>Solanum ptycanthum</i>
Galinsoga	<i>Galinsoga spp.</i>
Gooseweed	<i>Sphenoclea zeylanica</i>
Groundsel, Common	<i>Senecio vulgaris</i>
Jimsonweed	<i>Datura stramonium</i>
Kochia	<i>Kochia scoparia</i>
Ladysthumb	<i>Polygonum persicaria</i>
Marshelder	<i>Iva xanthifolia</i>
Mayweed/Dogfennel	<i>Anthemis cotula</i>
Morningglory, Tall (Common)	<i>Ipomoea purpurea</i>
Morningglory, Cypressvine	<i>Ipomoea quamoclit</i>
Morningglory, Entireleaf	<i>Ipomoea hederacea</i>
	<i>var. integriuscula</i>
Morningglory, Ivyleaf	<i>Ipomoea hederacea</i>
Morningglory, Palmleaf	<i>Ipomoea wrightii</i>
Morningglory, Pitted	<i>Ipomoea lacunosa</i>
Morningglory, Purple	<i>Ipomoea muricata</i>
Moonflower	
Morningglory, Smallflower	<i>Jacquemontia tamnifolia</i>
Nightshade, Black	<i>Solanum nigrum</i>
Nightshade, Hairy	<i>Solanum sarachoides</i>
Nutsedge, Yellow	<i>Cyperus esculentus</i>
Pennsylvania, Smartweed	<i>Polygonum pennsylvanicum</i>
Pigweeds	<i>Amaranthus spp.</i>
Prickly Sida or Teaweed	<i>Sida spinosa</i>
Radish, Volunteer	
Radish, Wild	<i>Raphanus raphanistrum</i>
Ragweed, Common	<i>Ambrosia artemisiifolia</i>
Ragweed, Giant	<i>Ambrosia trifida</i>
Redstem	<i>Ammannia spp.</i>
Redweed	<i>Melochia corchorifolia</i>
Sesbania	<i>Sesbania exaltata</i>
Shepherdspurse	<i>Capsella bursa-pastoris</i>
Spikerush	<i>Eleocharis macrostachya</i>

Spurred Anoda Sugar Beet, Volunteer Tropic Croton Velvetleaf Venice Mallow Waterplantain, Arrowhead Waterplantain, Common Wild Buckwheat Wild Mustard Wild Poinsettia Wild Sunflower	<i>Anoda cristata</i> <i>Beta vulgaris</i> <i>Croton glandulosus</i> <i>Abutilon theophrasti</i> <i>Hibiscus trionum</i> <i>Alisma triviale</i> <i>Polygonum convolvulus</i> <i>Sinapsis arvensis</i> <i>Euphorbia heterophylla</i> <i>Helianthus annuus</i>
--	---

Crops: This product can be used on the following crops:
Beans Corn grown for seed Corn Peanuts Peas Peppermint Rice Sorghum Soybeans Spearmint
Look inside for complete Restrictions and Limitations and Application Instructions .

CONDITIONS OF SALE AND WARRANTY

The **Directions For Use** of this product reflect the opinion of experts based on field use and tests. The directions are believed to be reliable and should be followed carefully. However, it is impossible to eliminate all risks inherently associated with use of this product. Crop injury, ineffectiveness or other unintended consequences may result because of such factors as weather conditions, presence of other materials, or use of the product in a manner inconsistent with its labeling, all of which are beyond the control of **BASF CORPORATION ("BASF")** or the Seller. All such risks shall be assumed by the Buyer. **BASF** warrants that this product conforms to the chemical description on the label and is reasonably fit for the purposes referred to in the **Directions For Use**, subject to the inherent risks, referred to above.

BASF MAKES NO OTHER EXPRESS OR IMPLIED WARRANTY OF FITNESS OR MERCHANTABILITY OR ANY OTHER EXPRESS OR IMPLIED WARRANTY. IN NO CASE SHALL **BASF** OR THE SELLER BE LIABLE FOR CONSEQUENTIAL, SPECIAL OR INDIRECT DAMAGES RESULTING FROM THE USE OR HANDLING OF THIS PRODUCT. **BASF** and the Seller offer this product, and the Buyer and User accept it, subject to the foregoing **Conditions of Sale and Warranty** which may be varied only by agreement in writing signed by a duly authorized representative of **BASF**.

*Basagran, Facet, and Poast are registered trademarks of BASF AG.
Blazer, Clarity Dash, Distinct, Frontier, Marksman, Paramount, Poast Plus and Storm are registered trademarks of BASF Corporation.
Arrosolo, Flexstar, Starfire and Surpass are registered trademarks of Zeneca Inc. and Reflex is a registered trademark of Zeneca Limited.
Classic, Concert, Londax, Pinnacle, Pydrin, Reliance, Sinbar and Synchrony are registered trademarks and STS is a trademark of E.I. duPont de Nemours and Co.
Cobra and Resource are registered trademarks of Valent USA Corp.
FirstRate, Lorsban and Stinger are registered trademarks of Dow Agrosciences LLC.
Furadan and Pounce are registered trademarks of the FMC Corporation.
Liberty and Liberty Link are registered trademarks of AgrEvo USA Co.
RoundUp Ultra and RoundUp Ready are registered trademarks of Monsanto.
Buctril, Sevin and Thistrol are registered trademarks of Rhone-Poulenc Nederland B. V
Lightning is a trademark and Pursuit, Raptor and Scepter are registered trademarks of American Cyanamid Company*

BASF Corporation
Agricultural Products
P.O. Box 13528
Research Triangle Park, NC 27709



Agricultural Products

November 26, 2002

Document Processing Desk (NOTIF)
Office of Pesticide Programs (7504C)
U.S. Environmental Protection Agency
Room 266A, Crystal Mall 2
1921 Jefferson Davis Highway
Arlington, VA 22202-4501

**Subject: Notification of Labeling Change Per PR Notice 98-10
Incorporation of Approved Supplemental Label for Clover Grown for
Seed into the label for Basagran® Herbicide**

**REFERENCE: Basagran® Herbicide
EPA Reg. No. 7969-45**

Dear Madam or Sir:

Under cover of this letter, BASF is submitting an Application For Pesticide Notification for **Basagran** Herbicide. On February 14, 2002, the Agency approved a supplemental label containing directions for use of **Basagran** Herbicide on clover grown for seed in the states of Washington and Oregon. In the acceptance letter the Agency stated that this supplemental label must be incorporated into the main product labeling. Thus, BASF has revised the label language for **Basagran** Herbicide adding the directions for use on clover grown for seed (see page 10). In addition, on page 1, the following Non-FIFRA related label element has been added to the label: **Product of Germany - Formulated in the United States with U.S. and imported ingredients.** Finally,

These changes are submitted to the Agency as a notification per PR Notice 98-10. The additions to the main product label for **Basagran** Herbicide are highlighted in yellow.

In support of this notification, the following items are being submitted:

1. Completed EPA Form 8570-1, Application For Pesticide Notification for **Basagran** Herbicide; and
2. Five (5) copies of revised labeling for **Basagran** Herbicide with the changes highlighted in yellow.

“This notification is consistent with the provisions of PR Notice 98-10 and EPA regulations at 40 CFR 152.46, and no other changes have been made to the labeling or the confidential statement of formula of this product. I understand that it is a violation of 18 U.S.C. Sec. 1001 to willfully make any false statement to EPA. I further understand that if this notification is not consistent with the terms of PR Notice 98-10 and 40 CFR 152.46, this

product may be in violation of FIFRA and I may be subject to enforcement action and penalties under section 12 and 14 of FIFRA.”

If you have any questions concerning this submission, please contact me at (919) 547-2889 (phone) or (919) 547-2880 (fax). Thank you for your assistance in this matter.

Sincerely,
BASF Corporation
Agricultural Products



Edward G. Jordan, Ph.D.
Registration Scientist

encl.