

AC 1737 E

USDA REG. NO 7818-1

Bird-Ban

**Bird
Repellent
Compound**

**REPELS
PIGEONS
SPARROWS
STARLINGS**

NON-INFLAMMABLE

"CAUTION" Keep Out Of Reach
Of **"CHILDREN"** See Other

**TO USE ↑ IN NOZZLE
PUNCTURE SEAL**

Insert cartridge into open type marking gun, puncture seal in nozzle before using. Then glide nozzle slowly along surface to be treated while depressing trigger of gun.

DIRECTIONS

For best results, apply "BIRD-BAN" on in bead form approx. 1/4" to 1/2" wide. Apply only on areas where birds nest, land and roost. A single bead on rain gutters edge, down-spouts, window sills, ledges, cornices and roof ridges. On wide landing areas apply 2 to 3 beads, 2" to 3" apart. Areas that are beyond safe reach, consult your roofer, contractor, tuck pointer or painter for safe application of "BIRD-BAN". "BIRD-BAN" should be applied on clean - dry surfaces ONLY. Surfaces which are porous should first be sealed before applying "BIRD-BAN". Consult your paint dealer regarding surface sealer. "BIRD-BAN" can be removed from surfaces with mineral spirits.

"BIRD-BAN" will not kill birds, just repel them. "BIRD-BAN" is a resin type compound made of high grade ingredients. The compound is water repellent, will not freeze or melt, also, will not wash away and is long lasting. "BIRD-BAN" prevents pigeons, sparrows and starlings from roosting, nesting and landing on window sills, rain gutters, down-spouts, roof ridges, awnings, cornices and tops of chimneys.

Active Ingredients:

Hydro-carbon mineral oil...	73.00%
Calcium soap.....	12.00%
Polyisobutylene.....	10.00%
Zinc oxide.....	5.00%
	100.00%

"CAUTION" Do not get in Eyes or on Skin, Wash thoroughly after using.

NET CONTENTS: 11 OZ.

THIS PRODUCT IS NOT TO BE USED AS AN INSECTICIDE OR FUNGICIDE.

"BIRD-BAN" is available in 11 oz. cartridges, 1/2 lb. cartridges, 5 lb. cartridges and 10 lb. cartridges. It is available in open type marking gun cartridges.

Bird-Ban

Bird Repellent Compound


**REPELS
PIGEONS
SPARROWS
STARLINGS**

NON-INFLAMMABLE

"CAUTION" Keep Out Of Reach
Of **"CHILDREN"** See Other
Warnings On Back Of Label.

**Will not freeze, melt
or wash away and is
long lasting.**

DISTRIBUTED BY:
CHEM-O-CRAFT SPECIALTIES
BOX 208 ARGO, ILL.




Active Ingredient
Hydrocarbon mineral oil
Sulfur soap
Diisobutylene
Zinc oxide

"CAUTION" Do not get in eyes or
Skin, Wash thoroughly after using.

NET CONTENTS: 11 OZ.

THIS CARTRIDGE WILL COVER APPROX. 3 to 6
LINEAL FEET, 1/4" to 1/2" WIDE.


"BIRD-BAN" is available in 1 gallon, 1/2 gallon,
1 gallon containers. Also, available
in " " regular walking
type cartridge.



USDA REG. NO. 7818-1

BIRD BAN can be used to BIRD-PROOF the following:

- APARTMENT, OFFICE & PUBLIC BUILDINGS
- BANKS
- CEMETERIES
- CHURCHES
- COUNTRY CLUBS
- DEPT. STORES
- FACTORIES
- GARAGES
- GOLF COURSES
- GREEN HOUSES
- HOMES
- HOTELS - MOTELS
- HOSPITALS
- INDUSTRIAL PLANTS
- LIBRARIES
- PUBLIC UTILITIES
- SCHOOLS
- STORE SIGNS
- THEATRE
- MARQUEES
- WAREHOUSES, ETC.



CORNICES



ROOF RIDGES



RAIN GUTTERS DOWN-SPOUTS



WINDOW SILLS



Bird-Ban

Bird Repellent Compound

REPELS
PIGEONS - SPARROWS
STARLINGS

NON-INFLAMMABLE

"CAUTION" Keep out of reach of **"CHILDREN"** See Other Warnings On Back Of Label.

Will not freeze, melt or wash away and is long lasting.

DISTRIBUTED BY
 CHEM-O-CRAFT SPECIALTIES
 BOX 208 ARGO, ILL.

...not kill birds, just repel them. ...gelatinous ...water ...melt, and will not wash away. ..."BIRD-BAN" prevents birds from roosting, nesting and landing on gutters, down-spouts, and window sills and tops of signs.

Active Ingredients:

Hydro-carbon mineral oil...	73.00 %
Calcium soap.....	12.00 %
Polyisobutylene.....	10.00 %
Zinc oxide	5.00 %
	<u>100.00 %</u>

"CAUTION" Do not get in Eyes or on Skin, Wash thoroughly after using.

DIRECTIONS:

For best results, apply "BIRD-BAN" with a wooden palette, the type used to mix paint with. Apply "BIRD-BAN" in its liquid form, at a rate of 1/4" to 1/2" wide. Apply only in areas where birds nest, land and roost. A shade band on rain gutters, eaves, down-spouts, window sills, ledges, cornices and roof ridges. ...with a brush or apply with a brush, 1/2" to 1" apart. Areas that are too high to reach, use a ladder or a sprayer, take a sister or painter for safe application of "BIRD-BAN". "BIRD-BAN" will not apply to non-porous surfaces. ...surfaces with a brush or roller. First re-apply before re-apply "BIRD-BAN". Consult your paint dealer for the best surface sealer. "BIRD-BAN" can be removed from ...surface with a brush or roller.

...of "BIRD-BAN" will ...

"BIRD-BAN" is available in ...gallon ...container ...

NET CONTENTS: