

Sept. 26, 1972
 UNDER NO. 7643-1
 FOR USE UNDER NO. 7643-1
 EPA REG. NO. 7643-1

This Bleach is scientifically made to whiten Cottons, Linens, Nylon, Rayon, Darron, Orlon and Dynel safely. Removes Ink, Fruit, Berry, Scorch, Mildew and similar Stains. It disinfects, deodorizes and removes dingy grayness.

It is especially valuable for laundering articles subject to germ contamination, such as babies clothes and diapers.

LAUNDERING IN TUB, WASHING MACHINE OR AUTOMATIC WASHER

IN WASHING SUDS - Add 1 tablespoonful BLEACH for each 1 gal. water. Mix well. Add soap or detergent. Immerse laundry. Wash Rinse. (For automatic washers into which laundry is placed before water is added, dilute recommended amount of BLEACH in 1 qt. of water and pour into washer after laundry is immersed.)

IN SOAKING SUDS - Add 1 tablespoonful BLEACH for each 1 gal. cold or warm water. Mix well. Add soap or detergent. Immerse laundry 15 min. to overnight. Wash. Rinse.

IN FIRST RINSE - After washing - Add 1 tablespoonful BLEACH for each 1 gal. warm water. Mix well. Immerse laundry 15 min. Rinse in clear water.

AS A BLEACH AND DISINFECTANT

WOOD - Drainboards, Breadboards, Shelves, Utensils, etc. - Wash thoroughly; apply solution 3 tablespoons BLEACH to 1 qt. cold or warm water; let stand 5 to 15 min.; rinse. Repeat if necessary.

FLOORS - Hardwood, Softwood - Remove finish; wash thoroughly. Use 1 cup BLEACH per 1 gal. warm water; let stand 15 min.; rinse; dry; repeat if necessary; wax, polish.

DO NOT USE ON SILK, WOOL, ACETATE,

AS A DISINFECTANT, DEODORANT, STAIN REMOVER OR CLEANSER

DRAIN PIPES - Sinks, Basins, Tubs, Showers - To aid in cleaning and deodorizing, flush with boiling water followed by cup BLEACH.

REFRIGERATORS - Thoroughly wash inside surfaces and shelves; keep wet 5 min. with solution 3 tablespoonfuls BLEACH to 1 qt. warm water; rinse; dry; air.

GARBAGE CANS - Wash with hot suds; rinse; keep wet 5 min. with solution 3 tablespoonfuls BLEACH to each 1 qt. warm water; rinse; dry.

TOILET BOWLS - (Caution: Do not use toilet bowl cleaners in combination with BLEACH.) Cleanse toilet bowls; flush; add 1/2 cup BLEACH swish solution over all inside surfaces; let stand hour or overnight; flush.

SICKROOM - Sputum Cups, Urinals, Rubber Sheets, bedpans, etc. - Wash thoroughly; immerse (or keep wet) 5 min. using solution 3 tablespoonfuls BLEACH to each qt. hot water; rinse; dry.

ODORS - When used for purposes listed on this label, BLEACH destroys Fish, Cabbage, Onion, Garlic, also Skunk and many other obnoxious odors.

To prepare a Disinfecting Solution of 200 parts per million Available Chlorine for use as recommended by many Public Health Depts. for disinfecting thoroughly cleansed and rinsed equipment and utensils in Restaurants, Taverns, Soda Fountains, Dairies, etc. - add 1 oz. Bleach for each 2 gal. water; mix well.


NATURAL SPONGE, OR UNFAST COLORS
 EPA REG. NO. 7643-1

HOGUE

AND

KNOTT

BLEACH



MAY BE USED FOR WHITE NYLON "ORLON" • "DACRON"

CAUTION: KEEP OUT OF REACH OF CHILDREN

SEE SIDE PANEL FOR ADDITIONAL CAUTION

ACCEPTED WITH COMMENTS



This Bleach is scientifically made to whiten Cottons, Linens, Nylon, Rayon, Dacron, Crock and Dyes safely. Removes Ink, Fruit, Berry, Scorch, Mildew and similar Stains. It disinfects, deodorizes and removes dingy grayness. It is especially valuable for laundering articles subject to germ contamination such as babies clothes and diapers.

How to Use Hogue and Knott Bleach

Washing Machine - Add 1 tablespoonful BLEACH for each 2 gal. water. Mix well. Add 1 cup of detergent. Immerse laundry. Wash, rinse. For automatic washers into which you try to add before water is added, use the recommended amount of BLEACH to 1 qt. of water and pour into washer after laundry is immersed.

Hand Washing - Add 1 tablespoonful BLEACH for each 2 gal. cold or warm water. Mix well. Add soap or detergent. Immerse laundry 20 min. to overnight. Wash, Rinse.

Soaking - After washing, Add 1 tablespoonful BLEACH for each 2 gal. warm water. Mix well. Immerse laundry 20 min. Rinse in clear water.

Drains and Sinks - Add 1/2 cup bleach to 1 gal. water. Wash thoroughly. Repeat if necessary.

Hard Water Stains - Remove from glassware thoroughly. Use 1 cup BLEACH per 1 gal. warm water. Let stand 15 min., rinse, dry. Repeat if necessary. Wax, Polish.

Sinks, Basins, Tubs, Showers - To aid in cleaning and deodorizing, flush with boiling water followed by cup BLEACH.

Toilet - Thoroughly wash inside surfaces and shelves, keep wet 5 min. with solution 3 tablespoonfuls BLEACH to 1 qt. warm water. Rinse, dry.

Wash with hot soap - Wash with hot soap, rinse, keep wet 5 min. with solution 3 tablespoonfuls BLEACH to each 1 qt. warm water. Rinse, dry.

Caution - Do not use toilet bowl cleaners in combination with BLEACH. Cleanse toilet bowls, flush; add 1/2 cup BLEACH, swish solution over all inside surfaces, let stand hour or overnight, flush.

Sputum Cups, Urinals, Rubber Sheets, Bedpans, etc. - Wash thoroughly, immerse or keep wet 5 min. using solution 3 tablespoonfuls BLEACH to each qt. hot water. Rinse, dry.

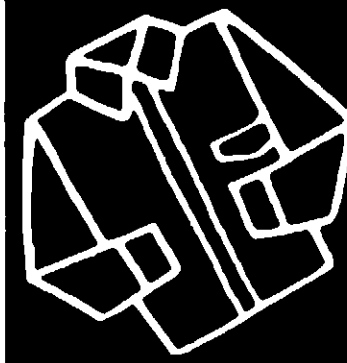
When used for purposes listed on this label, BLEACH destroys - Fish, Cabbage, Onion, Garlic, also Skunk and many other objectionable odors.

EPA REG. NO. 7643-1


HOGUE

AND

KNOTT



BLEACH



MAY BE USED FOR WHITE NYLON "ORLON" • "DACRON"

CAUTION: KEEP OUT OF REACH OF CHILDREN
SEE SIDE PANEL FOR ADDITIONAL CAUTION

NET 1 GAL.

HOGUE & KNOTT
SUPER MARKET

REGISTERED TRADE MARK