

7401-451

3/28/2012

10913



UNITED STATES ENVIRONMENTAL PROTECTION AGENCY
WASHINGTON, D.C. 20460

OFFICE OF CHEMICAL SAFETY
AND POLLUTION PREVENTION

MAR 28 2012

Kyndra Lemke
Voluntary Purchasing Group, Inc.
230 FM 87
Bonham, TX 75418

Subject: Notification per PR Notice 98-10 –Add Alternate Brand Name, Marketing
Statements, and Other Minor Changes
Hi Yield Killzall Concentrate Systemic Weed & Grass Killer
EPA Reg. No. 7401-451
Application Dated – March 20, 2012

Proposed Alternate Brand Name: Hi-Yield Super Concentrate Killzall Weed & Grass Killer

Dear Ms. Lemke:

The Agency is in receipt of your Application for Pesticide Notification under Pesticide
Registration Notice (PRN) 98-10 for the subject product.

The Registration Division (RD) has conducted a review of this request for its applicability
under PRN 98-10 and finds that the action requested falls within the scope of PRN 98-10. The
label submitted with the application has been date-stamped "Notification" and will be placed in
our records.

If you have any questions regarding this letter, please contact Maggie Rudick at (703) 347-
0257 or rudick.maggie@epa.gov.

Sincerely,

Kable Bo Davis Product Manager 25
Herbicide Branch
Registration Division (7505P)

Please read instructions on reverse before completing form.

Form Approved, OMB No. 2070-0060

Print Form



United States
Environmental Protection Agency
Washington, DC 20460

<input type="checkbox"/>	Registration
<input type="checkbox"/>	Amendment
<input checked="" type="checkbox"/>	Other

OPP Identifier Number

Application for Pesticide - Section I

1. Company/Product Number 7401-451	2. EPA Product Manager Jim Tompkins	3. Proposed Classification <input checked="" type="checkbox"/> None <input type="checkbox"/> Restricted
4. Company/Product (Name) Hi-Yield Killzall Concentrate Systemic Weed & Grass Killer	PM# 25	
5. Name and Address of Applicant (Include ZIP Code) Voluntary Purchasing Groups, Inc. 230 FM 87 Bonham, TX. 75418 <input type="checkbox"/> Check if this is a new address	6. Expedited Review. In accordance with FIFRA Section 3(c)(3) (b)(i), my product is similar or identical in composition and labeling to: EPA Reg. No. _____ Product Name _____	

Section - II

<input type="checkbox"/> Amendment - Explain below.	<input type="checkbox"/> Final printed labels in response to Agency letter dated _____	NOTIFICATION MAR 28 2012
<input type="checkbox"/> Resubmission in response to Agency letter dated _____	<input type="checkbox"/> "Me Too" Application.	
<input checked="" type="checkbox"/> Notification - Explain below.	<input type="checkbox"/> Other - Explain below.	

Explanation: Use additional page(s) if necessary. (For section I and Section II.)
 Notification of Alternate Brand Name per PR-Notice 98-10. Add Alternate Brand Name: Hi-Yield Super Concentrate Killzall Weed & Grass Killer. Label Notification per PR Notice 98-10, amended labeling with label claims as highlighted. This notification is consistent with the provisions of PR Notice 98-10 and EPA regulations at 40 CFR 152.46. No other changes have been made to the labeling or the Confidential Statement of Formula for this product. I understand that it is a violation of 18 U.S.C. Sec. 1001 to willfully make any false statement to the EPA. I further understand that if the amended label is not consistent with the requirements of 40 CFR 156.10, 156.140, 156.144, 156.146 and 156.156, this product may be in violation of FIFRA and I may be subject to enforcement action and penalties under sections 12 and 14 of FIFRA.

Section - III

1. Material This Product Will Be Packaged In:				2. Type of Container	
Child-Resistant Packaging <input type="checkbox"/> Yes <input checked="" type="checkbox"/> No	Unit Packaging <input type="checkbox"/> Yes <input checked="" type="checkbox"/> No	Water Soluble Packaging <input type="checkbox"/> Yes <input checked="" type="checkbox"/> No	<input checked="" type="checkbox"/> Metal <input type="checkbox"/> Plastic <input type="checkbox"/> Glass <input type="checkbox"/> Paper <input type="checkbox"/> Other (Specify) _____		
* Certification must be submitted		If "Yes" Unit Packaging wgt. No. per container			
3. Location of Net Contents Information <input checked="" type="checkbox"/> Label <input type="checkbox"/> Container		4. Size(s) Retail Container 8 oz., pint, quart		5. Location of Label Directions <input checked="" type="checkbox"/> On Label <input type="checkbox"/> On Labeling accompanying product	
6. Manner in Which Label is Affixed to Product <input checked="" type="checkbox"/> Lithograph <input type="checkbox"/> Paper glued <input type="checkbox"/> Stenciled			<input type="checkbox"/> Other _____		

Section - IV

1. Contact Point (Complete items directly below for identification of individual to be contacted, if necessary, to process this application.)		
Name Kyndra Lemke	Title Regulatory Specialist	Telephone No. (Include Area Code) (903) 583-5001
Certification I certify that the statements I have made on this form and all attachments thereto are true, accurate and complete. I acknowledge that any knowingly false or misleading statement may be punishable by fine or imprisonment or both under applicable law.		8. Date Application Received (Stamped)
2. Signature <i>Kyndra Lemke</i>	3. Title Regulatory Specialist	
4. Typed Name Kyndra Lemke	5. Date Mar 20, 2012	

30413



the ferti-lome people

VIA UPS NEXT DAY AIR
March 20, 2012

U.S. Environmental Protection Agency (7504P)
Document Processing Desk (NOTIF)
One Potomac Yard
2777 S. Crystal Drive
Arlington, VA. 22203

Subject: Hi-Yield® Killzall Concentrate Systemic Weed & Grass Killer,
EPA Registration Number: 7401-451
Notification Per PR Notice 98-10

Dear Mr. Tompkins,

Voluntary Purchasing Groups, Inc. would like to submit an alternate brand name as well as add language to subjects' product label. This notification is to add the alternate brand name: **Hi-Yield® Super Concentrate Killzall Weed & Grass Killer** and add the following statements:

- 41% Concentrate Systemic Weed & Grass Killer
- Kills Weeds & Grasses Down To The Root
- In the event of a medical or chemical emergency, contact [ChemTel Inc. logo] North America 1-800-255-3924 or Worldwide Intl. +01-813-248-0585.]
- Manufactured By

Enclosed with this submission, please find the following:


1. Application for Pesticide Registration Notification
2. ^{One} ~~Two~~ revised labels with changes clearly marked
3. One revised label with clean copy

Please update the agency records in consideration of this notification. If you should have any questions, please contact me at (903) 583-5501 or by e-mail at klemke@fertilome.com

Sincerely,

Kyndra Lemke

Kyndra Lemke
Regulatory Specialist



230 FM 87, Bonham, Texas 75418-8629 * Phone (903) 583-5501 * Fax: (903) 583-7124

Visit Us At: www.fertilome.com

Makers of Fine Lawn & Garden Products / ferti-lome® Brand / Hi-Yield® Brand / Natural Guard® Brand

40813

7401-451

[FRONT LABEL PANEL]

**Hi-Yield®
Killzall™ Concentrate
Systemic Weed & Grass Killer**

NOTIFICATION
MAR 28 2012

**[Hi-Yield® Super Concentrate
Killzall™ Weed & Grass Killer]**

[Optional proposed text appears in brackets - the final printed label may include some or all of the optional text]

[Ultra Formula] [Concentrated for Extra Value] [Concentrated & Economical] [41% Concentrate!] [41% Concentrate Systemic Weed & Grass Killer] [Super Concentrate] [Concentrate] [Concentrated] [Concentrate With Surfactant] [Super Concentrate with Surfactant] [Contains Surfactant] [Ultra Formula with Surfactant] [Rain Fast] [Rain Fast in 2 Hours] [Rain Fast in 2 Hours for Control that Will Not Wash Away] [Rain Fast in 2 Hours for Effective Control] [Built in Measuring Cap and Pour Spout] [Now/New Measuring Cap and Pour Spout Included] [Easy Measure] [Easy Pour] [Water-Based Formulation] [Low Odor] [No Roots] [No Weeds] [No Problems] [Kills Weeds, Grass - Roots and All!] [Covers up to [1,600] [3,200] [6,400] [12,800] [25,600] sq. ft. *[varies with container size]*

[Makes up to [5 1/3] [10 1/2] [21 1/3] [42 2/3] [85 1/3] Gallons of Spray Solution *[varies with container size]*] [One Gallon Spray Solution Covers 300 Sq. ft.] [75 sq. ft. per qt.] [55 sq. ft. per 24 fl. oz.]

[Kills Weeds & Grasses] [in 2 to 4 Weeks] [Right Down to the Roots] [7 Day Results] [Kills Weeds & Grasses] [in 2 to 4 Weeks] [Roots & All] [See Results in 7 Days] [Kills [Even] the [Hardest] [Toughest] [of] Weeds & Grasses] [Systemic Action Kills Roots & All] [Multi-Purpose Weed & Grass Killer] [General Purpose Broadleaf Weed & Grass Killer] [Kills Undesirable Weeds & Grasses] [Kills Undesirable Weeds & Grasses Roots & All] [Kills the Weed Above & the Root Below] [Kills Weeds & Grasses to the Roots] [Kills Weeds & Grasses Down To The Root] [Kills Unwanted Vegetation Right Down to the Root] [Kills Unwanted Vegetation, Roots & All] [Systemically Kills Unwanted Vegetation, Roots & All] [Apply Using] [For Application with] [Standard Tank Sprayers] [ferti-lome® AIR-0-MATIC Hose-End Sprayer] [ferti-lome® 6 Gallon Hose-End Sprayer] [or] [Other] [Dial] [Adjustable] [Type Hose-End Sprayers]

[Use for site preparation [for large plantings] [for large renovations], such as flower beds, fruit trees, ornamentals, vegetables, garden sites [and/or to [renovate] [replace] lawns]. [Kills Unwanted Weeds] [Kills Unwanted. Weeds & Grasses] [Kills Many of the Weeds You Don't Want] [Rids Weeds] [Get Rid of Weeds] in [& around] Flowerbeds, along Fences, around Trees, Shrubs, Driveways, Walkways, Patios, Paths, Sidewalks, Walkways, Trails & Curb Cracks]

[FRONT LABEL PANEL CONT'D]

[Reseed or Sod New Lawns 7 Days Following [Treatment] [Application] [Ornamentals] [Flowers] [Vegetables][&] [Fruits] can be Planted or Transplanted the Day [Following] [After] [Application] [Treatment] [Ornamentals] [Flowers] [Vegetables] [&] [Fruits] can be Planted or Transplanted 1 Day [Following] [After] [Application] [Treatment]

[Space Reserved For Optional Weed & Grass Treatment Location Illustrations]

ACTIVE INGREDIENT:

*Glyphosate, (N-(phosphonomethyl) glycine), in the form of its
isopropylamine salt 41.0%

OTHER INGREDIENTS: 59.0%

TOTAL: 100.0%

*Acid equivalent or glyphosate content = 30.34%


KEEP OUT OF REACH OF CHILDREN

CAUTION

**See [Back] [Side] Panel For Additional Precautionary Statements OR
See [Attached Pamphlet] [Attached Booklet] For Additional Precautionary Statements
[and Directions For Use]**

NET CONTENTS:

- 8 fl. oz.
- 16 fl. oz. (1 Pint)
- 32 fl. oz. (1 Quart)
- 64 fl. oz. (1/2 Gallon)
- 128 fl. oz. (1 Gallon)



[BACK/SIDE LABEL PANEL]

[Consumer Information]

[This product will treat up to:

1,600 sq. ft. (approx. size of 3/4 tennis court) - for 8 fl. oz. container size 3,200 sq. ft. (approx. size of 1 11/2 tennis courts) - for 1 pint container size 6,400 sq. ft. (approx. size of 3 tennis courts) - for 1 quart container size 12,800 sq. ft. (approx. size of 6 tennis courts) - for 1/2 gallon container size 25,600 sq. ft. (approx. size of 12 tennis courts) - for 1 gallon container size

Mixing directions: For best results, use 2 1/2 fl. oz. (5 Tbs) per 1 gallon of water. One gallon of water will treat approximately 300 sq. ft.

[This product eliminates nearly all common weeds, grasses and unwanted vegetation.] [Optional Illustrations.] [Add water and use along fences, driveways, sidewalks, brick and gravel walkways, next to trees and shrubs, and around buildings to control weeds and unwanted vegetation. Use this product for edging landscapes. This product is excellent for lawn renovation or to prepare large sites for planting of flower beds, vegetable gardens, ornamentals, small fruits plants or wildlife food plots. This product can also be used for large jobs such as lawn renovation, vegetable garden and flower garden preparation.] [and/or] [For edging around lawns] [For lawn replacement/renovation] [for garden plot preparation][Do not use on or around edible feed or food crops.]

[Important: This product is a non-selective herbicide that will kill all vegetation contacted. This herbicide kills unwanted plants by systemically inhibiting the production of a substance found only in plants. It enters plants through the sprayed foliage and moves down to the roots. Avoid direct spray or drift onto desirable plants, lawn grasses, shrubs and trees. Protect desirable plants and vegetation with a piece of plastic or cardboard. If desirable plants are accidentally sprayed, immediately wash desirable plants thoroughly with plenty of clean water. Any product not absorbed by the plant is broken down into natural products. This product has no soil activity and thus will not affect nearby treated plants or sterilize the soil.]

Do not mow, cut or otherwise disturb treated vegetation for at least 7 days following application.

WEEDS & GRASSES CONTROLLED

[Annual Weeds & Grasses: Annual ryegrass, annual bluegrass, barnyardgrass, beggarweed, black medic, blue medic, blue toadflax, brassbuttons, blue mustard, brome grass, bur clover, buttercup, cheeseweed, chickweed, clover, common groundsel, common lambsquarters, common plantain, common ragweed, crabgrass, creeping beggarweed, diffuse lovegrass, dog fennel, evening primrose, false dandelion, fall panicum, fennel, fiddleneck, field pennycress, field sandbar, filaree, Florida pusley, foxtail, garden spurge, goosegrass, green foxtail, hemp sesbanai, henbit, horseweed/marestail, ironweed, knotweed, lambsquarter, little bitter cress, London rocket, maiden cane, mallow, mayweed, mouseear chickweed*, oxalis*, Pennsylvania smartweed, pennywort, pigweed, prickly lettuce, prostrate spurge, puncture, purslane, redroot pigweed, sandspur, shepherdspurge, smartweed, smooth cat's ear, smooth pigweed, sowthistle, spotted spurge, sprangletop, spurges, tansy mustard, tansy ragwort, seaweed, Texas panicum, tumble mustard, velvet leaf, wild geranium*, witchgrass, wild mustard, yellow nutgrass, yellow oxalis] [and many other annual grasses and weeds] [controls many unwanted plants] [kills most types of weeds and grasses] [and kills many other annual weeds and grasses].

70913

[BACK/SIDE LABEL PANEL CONT'D]

[Perennial Weeds, Grasses and Brush [Tough Weed Control] [Difficult Weed Control] [Hard to Kill Weeds]:

Alder, artichoke thistle, bahiagrass, barnyardgrass, bentgrass, Bermudagrass, blackberries, bluegrass, broadleaf plantain, brownseed paspalum, buckhorn plantain, bull thistle, Canada thistle, cattail, ceanothus, centipedegrass, cherry, cocklebur, cogongrass, common mullein, common ragweed, coralbead, coyote brush, creeping bentgrass, creeping Charlie, creeping lantana, curly dock, dallisgrass, dandelion, dewberry, dog fennel, elderberry, false dandelion, fescue species, field bindweed, guineagrass, hairy grabgrass, honeysuckle, horsetruffle, horseradish, iceplant, johnsongrass, Kentucky bluegrass, kikuyugrass, knapweed, knawel, kudzu, lantana, maiden can, milkweed, mouseear chickweed*, multflora rose, nimbleweed, nutgrass (nutsedge), oak species, oldenlandia, orchardgrass, oxalis*, pampasgrass, penneywort, perennial ryegrass, plantain, poison oak, poison ivy, poison hemlock, primrose, purple cudweed*, purple nutsedge, quackgrass, quaking aspen, ragweed, raspberry, red clover, smooth bromegrass, sourdock, sowthistle, St. Augustinegrass, sumac, tall fescue, tansy, ragwort, thistle, Timothy, torpedograss, trumpetcreeper, vaseygrass, Virginia creeper, white clover, whitetop, wild barley, wild blackberry, wild carrot, wild morning-glory, wild oats, wild sweet potato, willow, yarrow, yellow nutgrass, yellow starthistle, zoysia] [and many other perennial grasses, weeds, brush and sedges] [controls many unwanted weeds/plants] [kills most types of weeds and grasses] [and many other types of perennial weeds, grasses and brushes - even hard to kill types].

*Annual or Perennial

DIRECTIONS FOR USE: It is a violation of Federal Law to use this product in a manner inconsistent with its labeling. [Read the entire label before using this product.] [Use only according to label instructions observing all use directions and precautions.]

NOTE: Read the "CONSUMER INFORMATION" Section of this label for important information on protecting desirable plants from potential injury.

[When To Use] [When To Apply]: Apply to actively growing weeds, preferably before the seed heads form. Completely spray the foliage of the weeds and grasses you want to kill until thoroughly wet. For best results, apply on warm sunny days when the temperature is above 60°F. Weed control is accelerated by warm, sunny weather. For best results, reapply the product if rainfall or watering occurs within 24 hours after application. Apply when the wind is calm to prevent spray from drifting to desirable plants. If desirable plants are accidentally sprayed or if spray drifts onto desirable plants, immediately wash desirable plants thoroughly with plenty of clean water. Hard-to-kill weeds may require a second application if not completely dead in 4 weeks

[How To Use] [How to Apply]: This product is formulated for "spot" treatment of individual weeds and grasses or for treatment of large areas as instructed on this label (see specific site areas below). Apply with a plastic, aluminum or stainless steel tank-type sprayer.

Do not apply with galvanized or unlined steel sprayer, or through any irrigation system, or with a sprinkling can.

Using a tank-type sprayer, adjust spray nozzle to deliver a coarse spray for spot treatments. Use a ferti-lome® AIR-O-MATIC Hose-End Spray or other hose-end sprayer to treat large areas such as for lawn renovation or to prepare sites for planting flower or ornamental beds, or for vegetable gardens. Apply evenly and thoroughly wet weeds and grasses.

80e13

[BACK/SIDE LABEL PANEL CONT'D]

Apply this product using any of the following equipment:

- Plastic, aluminum or stainless steel tank sprayer
- ferti-lome[®] AIR-O-MATIC Hose-End Sprayer [(or equivalent type hose-end sprayer)] [or product name of equivalent type hose-end sprayer]
- ferti-lome[®] 6 Gallon Hose-End Spray [(or equivalent type hose-end sprayer)] [or product name of equivalent type hose-end sprayer]
- A hose-end sprayer recommended for weed killers
- Hand-trigger pump sprayer

Cleaning Application Equipment: To clean sprayer after use, triple rinse sprayer and all sprayer parts with clean water. Spray rinse water on bare soil or gravel. After thorough cleaning, sprayer can be used for other products.

[Directions if container has a measuring cap:]

Measuring Cap: To open, squeeze the sides at the points indicated while unscrewing. There are [four] or [n] levels marked inside the measuring cap. Use the following table and the measuring cap to determine the amount of Hi-Yield KILLZALL Concentrate to mix. Close cap tightly after use. No need to rinse cap.


Level 1 = 1 teaspoon (tsp)

Level 2 = 1 Tablespoon (Tbs) = 3 tsp

Level 3 = 1 fl. oz. (2 Tbs)

Level 4 = 2 fl. oz. (4 Tbs) Level *n* = *n* fl. oz.

[Note to EPA reviewer: The measuring cap may have more than 4 levels or at different intervals than noted above. If necessary, additional levels will be mentioned with the appropriate conversions]



90813


[BACK/SIDE LABEL PANEL CONT'D]

APPLICATOR	MIXING INSTRUCTIONS		AREA TO TREAT
	General Weed Control Annuals	Tough Weed Control Perennials, Brush or Lawn Renovation	
Standard Tank Sprayers	Fill cap to Level 2 three times (3 Tbs) <i>[or equivalent depending on cap size]</i> . Add this to 1 gallon of water.	Fill cap to Level 2 five times (5 Tbs) <i>[or equivalent depending on cap size]</i> . Add to 1 gallon of water.	300 sq. ft. (30 ft. x 10 ft.)
ferti lome® AIR-0- MATIC Hose-End Sprayer <i>[or equivalent. type]</i>	Fill cap to Level 2 three times (3 Tbs) <i>[or equivalent depending on cap size]</i> and add to sprayer jar. DO NOT ADD WATER. Set dial to 3 TBS (Tbs) and spray.	Fill cap to Level 2 five times (5 Tbs) <i>[or equivalent depending on cap size]</i> and add to sprayer jar. DO NOT ADD WATER. Set dial to 5 TBS (Tbs) and spray.	300 sq. ft. (30 ft. x 10 ft.)
ferti lome® 6 Gallon Hose-End Sprayer <i>[or equivalent type]</i>	Fill cap to Level 4 three times (6 oz) <i>[or equivalent depending on cap size]</i> and add to sprayer jar. Fill with water to the 4 gallon mark and spray.	Fill cap to Level 4 five times (10 oz) <i>[or equivalent depending on cap size]</i> and add to sprayer jar. Fill with water to the 4 gallon mark and spray.	1200 sq. ft. (30 ft. x 40 ft.)
Hand Trigger Sprayers	Fill cap to Level 1 two times (2 tsp) <i>[or equivalent depending on cap size]</i> . Add this to 24 oz. of water. <i>[or use 2 ²/₃ tsp in 32 oz. of water]</i> .	Fill cap to level 2 one time one time (1 Tbs) <i>[or equivalent depending on cap size]</i> . Add this to 24 oz. of water. <i>[or use 4 tsp in 32 oz. of water]</i> .	Use for spot treatments or application to single weeds.

[Directions for use when measuring cap packaging is not used]

Use the following table to determine the amount of this product to mix with clean water. Close cap tightly after use. No need to rinse the cap.

- 1 teaspoon (tsp)
- 1 tablespoon (Tbs) = 3 tsp
- 1 fl. oz. = (2 Tbs) or (6 tsp)
- 2 fl. oz. = (4 Tbs) or (12 tsp)



100613

[BACK/SIDE LABEL PANEL CONT'D]

APPLICATOR	MIXING INSTRUCTIONS		AREA TO TREAT
	General Weed Control Annuals & Seedlings Weeds	Tough Weed Control Perennials or Brush, or Lawn Renovation	
Standard Tank Sprayers	Add 1 1/2 oz (3 Tbs) of this product to 1 gallon of water.	Add 2 1/2 oz (5 Tbs) of this product to 1 gallon of water.	300 sq. ft. (30 ft. x 10 ft.) or use for spot treatments.
ferti lome® AIR-0-MATIC Hose-End Sprayer [or equivalent type]	Add 1 1/2 oz (3 Tbs) of this product sprayer jar. DO NOT ADD WATER. Set dial to 3 TBS (Tbs) and spray	Add 2 1/2 oz. (5 Tbs) of this product to sprayer jar. DO NOT ADD WATER. Set dial to 5 TBS (Tbs) and spray.	300 sq. ft. (30 ft. x 10 ft.)
ferti lome® 6 Gallon Hose-End Sprayer [or equivalent type]	Add 6 oz. of this product to sprayer jar. Fill with water to the 4 gallon mark and spray	Add 10 oz. of this product to the sprayer jar. Fill with water to the 4 gallon mark and spray.	1200 sq. ft. (30 ft. x 40 ft.)
Hand Trigger Sprayers	Add 2 tsp to 24 oz water. [Add 2 2/3 tsp to 32 oz. water.]	Add 1 Tbs to 24 oz of water. [Add 4 tsp to 32 oz of water.]	Use for spot treatments or apply to single weeds.

[This product can be use to re-fill Hi-Yield Ready-To-Use KILLZALL Systemic Weed & Grass Killer [or specific product name], following mixing directions on the label. Use the mixed solution within 2 weeks]

[Where To Use] [Use Sites] [Use Situations]

General Weed Control: Use near fences, in paths, patios, sidewalks, curbs and driveways, around ornamental trees, shrubs, flower beds and plantings, around buildings. Kills weeds in brick and gavel walks. Use for trimming and edging landscapes. NOT recommended for spot weed control in lawns, since this product kills all green plants, including lawn grasses. If replacing a lawn or parts of a lawn, see **For lawn renovation/replacement** recommendations instructions on this label.

Spot Treatments: Direct spray on undesirable weeds and grasses in and around flower beds, ornamental trees, fruit and nut trees, grapevines, shrubs, fences, driveways and walkways. Spray when air is calm. Prevent this product's spray from contacting the leaves, green stems, or exposed roots of plants that are desirable. Use a cardboard or plastic shield to protect desirable plants from spray or drift. This product will not move in or on the soil to untreated plants. If this product is used to control weeds around fruit, nut trees or grapevines, wait **21 days** before eating the fruit or nuts.

[BACK/SIDE LABEL PANEL CONT'D]

Landscapes: For use in preparing areas for planting of ornamentals, trees, shrubs, desert landscapes, rock gardens, flower beds or similar plantings. Treated areas can be planted 1 day after treatment.

Wildlife areas site preparation: Use this product to prepare areas for planting wildlife food plots. Exotic or undesirable plants can be controlled with this product to allow for planting or recovery of native plant species. Spot treatments may be directed to selectively remove unwanted plants. Avoid spray drift to desirable plants.

For Lawn Renovation: Use this product to kill existing vegetation (weeds & grasses and the old lawn). Apply in the Spring or Fall, when daytime temperatures are at least 60°F or above for best results. If the lawn is dry, water lawn every other day for 7 days before applying this product. Do not mow for 7 days before or after treatment.

Use 2 1/2 fl. oz. per gallon of water for each 300 sq. ft. of area to treat. Wait 7 days after application to prepare the soil by raking, leveling or rototilling. Rake-up and remove loosened thatch or debris. Work in starter fertilizer and soil amendments, if needed. Level the soil.

Sow new seed according to directions on seed packaging, or install sod, or sprig. Grass seed must have good contact with soil to germinate and grow. For newly seeded areas, use temporary mulch such as straw to conserve retain and conserve moisture. For new seeded, sod, or sprigged areas keep moist to establish a new lawn. Water frequently as needed.

To Control Brush or Vines: Apply to green and actively growing brush or vines. For plants taller than 5 feet, cut them back and spray the regrowth. Fall applications may delay control until the following season. A second application may be required on hard-to-control species such as blackberry, kudzu, or poison oak. To kill vines growing up a pole, fence or mature tree trunk, cut vine to a height of 3 to 4 feet and spray thoroughly covering remaining vine. If vine is climbing a shrub or immature (green) tree trunk, to avoid damage to these plants, cut vine at the base and treat as directed for stumps or spray regrowth. If spraying regrowth, shield the shrub or green trunk from drift with a sheet of plastic or cardboard.

Stump Treatment: Stumps can be treated to prevent regrowth. Apply this product when vegetation is actively growing or immediately (within 5 minutes) after being cut down.

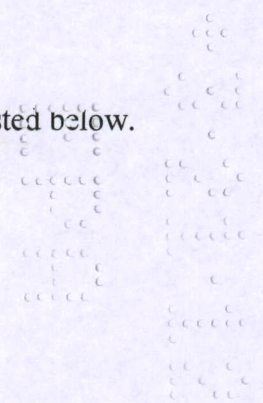
- Cut stump close to the soil surface.
- Make 4 - 5 nail holes into the stump.
- Flood the stump with undiluted product.

This treatment will suppress or control many types of woody brush and trees, such as alder, bluegum eucalyptus, madrone, oak, giant reed, saltcedar, sweetgum, and tan oak.

**[When To Replant] [Re-Planting Instructions]
[Reseeding & Replanting in Treated Areas]**

Ornamentals & Flowers: Re-seed or replant **1-day** following application

Vegetables: Wait 3 days after spraying, before seedling or transplanting the plants listed below.



[BACK/SIDE LABEL PANEL CONT'D]

Beans	Crenshaw melon	Mangos melon	Radish
Beet greens	Cucumber	Melons	Rhubarb
Broccoli	Eggplant	Muskmelons	Rutabaga
Brussels sprouts	Endive	Mustard greens	Spinach
Cabbage	Garlic	Okra	Summer squash
Cantaloupe	Honeydew melon	Onions	Sweet potato
Carrot	Honey ball melon	Rape greens	Tomatillo
Cauliflower	Horseradish	Parsley	Tomato*
Casaba melon	Jerusalem artichoke	Parsnips	Turnip
Celery	Kale	Peas	Watercress
Chard (Swiss	Kohlrabi	Pepper	Watermelon
Chicory	Leeks	Persian melon	Winter squash
Collards	Lentils	Potato	Yams
Corn	Lettuce	Pumpkin -	

*Note: Wait 3 days before planting tomatoes from seed and **30 days** for rooted tomato transplants. For tomato transplants or vegetables not listed, wait **30 days** after spraying before planting into treated soil.

Small Fruits & Berries: Blackberry, Black raspberry, Blueberry, Boysenberry, Currant, Dewberry, Elderberry, Gooseberry, Huckleberry, Loganberry, Olallieberry, Red Raspberry and Strawberry may be planted by seed, rooted cutting, or transplanted **7 days** after spraying this product. Wait **30 days** after spraying and before planting other small fruits and berries.

Fruit & Nut Trees, Caneberries & Grapevines: Allow **21 days** before eating the fruits or nuts when using this product to control weeds around fruit or nut trees, caneberries and grapevines.

STORAGE & DISPOSAL

Pesticide Storage: Keep and store this product in its original container. Store in a cool, dry place inaccessible to children and pets, and away from sources of heat or open flame. Protect from freezing. **Pesticide Disposal: If empty: Non-refillable container.** Do not reuse or refill this container. Place in trash or offer for recycling if available. **If partly filled:** Call your local solid waste agency for disposal instructions. Never place unused product down any indoor or outdoor drain.

PRECAUTIONARY STATEMENTS

HAZARDS TO HUMANS AND DOMESTIC ANIMALS

CAUTION: Harmful if absorbed through the skin. Causes moderate eye irritation. Avoid contact with eyes, skin or clothing. Wash thoroughly with soap and water after handling. Keep children and pets away from treated areas until spray has dried. Avoid contamination of food. Do not contaminate water supplies.

[BACK/SIDE LABEL PANEL CONT'D]

FIRST AID

Have the product container or label with you when calling a Poison Control Center or doctor, or going for treatment.

If On Skin or Clothing	<ul style="list-style-type: none"> - Take of contaminated clothing. - Rinse skin immediately with plenty of water for 15-20 minutes. - Call a poison control center or doctor for treatment advice.
If In Eyes	<ul style="list-style-type: none"> - Hold eye open and rinse slowly and gently with water for 15-20 minutes. - Remove contact lenses, if present, after the first 5 minutes, then continue rinsing eye. - Call a poison control center or doctor for treatment advice.
<p><u>[In the event of a medical or chemical emergency, contact [ChemTel Inc. logo] North America 1-800-255-3924 or Worldwide Intl. +01-813-248-0585.]</u></p>	

ENVIRONMENTAL HAZARDS

To protect the environment, do not allow pesticide to enter or run off into storm drains, drainage ditches, gutters or surface waters. Applying this product in calm weather when rain is not predicted for the next 24 hours will help to ensure that wind or rain does not blow or wash pesticide off the treatment area. Rinsing application equipment over the treated area will help avoid run off to water bodies or drainage systems.

NOTICE: Buyer assumes all risks of use, storage or handling of this product not in strict accordance with directions given herewith. Voluntary Purchasing Groups, Inc. warrants this product conforms to the chemical description on the label and for the purposes stated on the on the label. The limit of any liability incurred shall be the purchase price paid by the user or buyer.

Manufactured By:

Voluntary Purchasing Groups, Inc.
230 FM 87
 Bonham, TX 75418
 EPA Reg. No. 7401-451
 EPA Est. No. 7401-TX-1
 www.hiyield.com

