

7401-311

09-07-2010

1/6



UNITED STATES ENVIRONMENTAL PROTECTION AGENCY
WASHINGTON, D.C. 20460

OFFICE OF CHEMICAL SAFETY
AND POLLUTION PREVENTION

SEP 07 2010

Mr. Madhu Mandava
Product Registration Agent for
Voluntary Purchasing Groups, Inc.
6860 N. Dallas Parkway, Suite 200
Plano, TX 75024

Subject: Notification for Label Revisions under PRN 98-10, 2001-1, 2001-6 and 2007-4
Storage & Disposal, First Aid Statement and Disposal Instructions on Non-antimicrobial
Residential/Household Use Changes

Dear Registrant:

The Agency is in receipt of your Application for Pesticide Notification under
Pesticide Registration Notices (PRN) 98-10, 2001-1, 2001-6 and 2007-4 and Other Changes dated
July 25, 2010 for:

EPA Registration 7401-311 "ferti-lome®"

The Registration Division (RD) has conducted a review of the request(s) for applicability
under PRN 98-10, 2001-1, 2001-6, and 2007-4 and finds that the label changes requested fall
within the scope of PRN 98-10, 2001-1, 2001-6 and 2007-4. The label has been date-stamped
"Notification" and will be placed in our records.

If you have any questions, please call me directly at 703-305-5335 or Owen F. Beeder of
my staff at 703-308-8899.

Sincerely,

A handwritten signature in cursive script that reads "Rachel C. Halloran".

Paul J. Mastradone, Ph.D., Acting *for*
Notifications & Minor Formulations Team Leader
Registration Division (7505P)
Office of Pesticide Programs

Please read instructions on reverse before completing form.

Form Approved. OMB No. 2070-0060

Print Form

	United States Environmental Protection Agency Washington, DC 20460	<input type="checkbox"/> Registration	OPP Identifier Number
		<input checked="" type="checkbox"/> Amendment	
		<input type="checkbox"/> Other	

Application for Pesticide - Section I

1. Company/Product Number 7401-311	2. EPA Product Manager Mary Waller	3. Proposed Classification <input checked="" type="checkbox"/> None <input type="checkbox"/> Restricted
4. Company/Product (Name) ferti-lome Fire Blight Spray	PM# 11 21	
5. Name and Address of Applicant (Include ZIP Code) Voluntary Purchasing Groups, Inc. 230 FM 87 Bonham, Texas 75418 <input type="checkbox"/> Check if this is a new address	6. Expedited Review. In accordance with FIFRA Section 3(c)(3)(b)(i), my product is similar or identical in composition and labeling to: <input checked="" type="checkbox"/> EPA Reg. No. _____ Product Name _____	

Section - II

<input checked="" type="checkbox"/> Amendment - Explain below.	<input type="checkbox"/> Final printed labels in response to Agency letter dated _____	NOTIFICATION SEP 07 2010
<input type="checkbox"/> Resubmission in response to Agency letter dated _____	<input type="checkbox"/> "Me Too" Application.	
<input type="checkbox"/> Notification - Explain below.	<input type="checkbox"/> Other - Explain below.	

Explanation: Use additional page(s) if necessary. (For section I and Section II.)

Label Amendment to update label to relevant PR Notices and RED.

Please direct all communication to Madhu Mandava, Mandava Associates, LLC, 6860 N. Dallas Parkway, Suite 200, Plano, TX 75024
Phone: 972-265-7924 E-Mail: Madhu@Mandava.com

Section - III

1. Material This Product Will Be Packaged In:				2. Type of Container	
Child-Resistant Packaging <input type="checkbox"/> Yes* <input type="checkbox"/> No	Unit Packaging <input type="checkbox"/> Yes <input type="checkbox"/> No	Water Soluble Packaging <input type="checkbox"/> Yes <input type="checkbox"/> No	Metal Plastic Glass Paper Other (Specify) _____		
* Certification must be submitted		If "Yes" Unit Packaging wgt. No. per container	If "Yes" Package wgt. No. per container		
3. Location of Net Contents Information <input type="checkbox"/> Label <input type="checkbox"/> Container		4. Size(s) Retail Container		5. Location of Label Directions <input type="checkbox"/> On Label <input type="checkbox"/> On Labeling accompanying product	
6. Manner in Which Label is Affixed to Product <input type="checkbox"/> Lithograph <input type="checkbox"/> Paper glued <input type="checkbox"/> Stenciled			<input type="checkbox"/> Other _____		

Section - IV

1. Contact Point (Complete items directly below for identification of individual to be contacted, if necessary, to process this application.)		
Name Madhu Mandava	Title Registration Agent	Telephone No. (Include Area Code) 972-265-7924
Certification I certify that the statements I have made on this form and all attachments thereto are true, accurate and complete. I acknowledge that any knowingly false or misleading statement may be punishable by fine or imprisonment or both under applicable law.		6. Date Application Received (Stamped)
2. Signature 	3. Title Agent for Voluntary Purchasing Groups	
4. Typed Name Madhu Mandava	5. Date July 25, 2010	

437956

3/6

MANDAVA ASSOCIATES, LLC

CONSULTANTS IN SCIENCE, TECHNOLOGY AND REGULATORY AFFAIRS

6860 N Dallas Parkway, Suite 200, Plano, TX 75034

Telephone: (972) 265-7924 / Fax: (972)-265-7942 / E-MAIL: Madhu@Mandava.com / www.Mandava.com

July 25, 2010

Document Processing Desk (AMEND)
Office of Pesticide Programs (7504P)
U.S. Environmental Protection Agency
Room S-4900, One Potomac Yard
2777 South Crystal Drive
Arlington, VA 22202-4501

Attention: Mary Waller, Product Manager 21
Fungicide Branch
Registration Division

Subject: ferti-lome® Fire Blight Spray, EPA Registration No. 7401-311
Label Amendment to comply with PR Notices 2001-1 (First Aid Statements);
2001-6 (Disposal Instructions on Non-antimicrobial Residential/Household Use
Pesticide Product Labels); 2007-4 (Pesticide Management and Disposal;
Standards for Pesticide Containers and Containment) and 2008-1
(Environmental Hazard General Labeling Statements)

Dear Ms. Waller:

On behalf of Voluntary Purchasing Groups, Inc., enclosed please find the submission of Label Amendment to comply with PR Notices 2001-1 (First Aid Statements); 2001-6 (Disposal Instructions on Non-antimicrobial Residential/Household Use Pesticide Product Labels); 2007-4 (Pesticide Management and Disposal; Standards for Pesticide Containers and Containment) and 2008-1 (Environmental Hazard General Labeling Statements) for ferti-lome Fire Blight Spray, EPA Registration Number: 7401-311.

Included with this submission please find the following:

1. Application for Pesticide Registration Amendment (EPA Form 8570-1)
2. Five Copies of Draft Labeling.

If you should have any questions, please contact me at 972-265-7924.

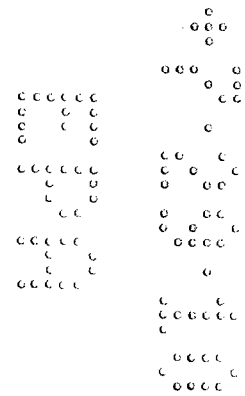
Sincerely Yours,



Madhu Mandava
Agent for Voluntary Purchasing Groups, Inc.

Enclosure

Cc: Kyndra Lemke, VPG



[FRONT LABEL PANEL]

NOTIFICATION

SEP 07 2010

ferti-lome®

FIRE BLIGHT SPRAY

- For Apples, Pears, Pyracantha, Chrysanthemums, Philodendron, Dieffenbachia, and Roses
- 1 Tablespoon Makes 2 ½ Gallons of Spray

ACTIVE INGREDIENTS:

Streptomycin Sulfate*.....22.4%

INERT INGREDIENTS:.....77.6%

TOTAL:.....100.00%

*Contains 17% Streptomycin derived from 22.4% Streptomycin Sulfate

KEEP OUT OF REACH OF CHILDREN

CAUTION

FIRST AID

Have the product container or label with you when calling a poison control center or doctor, or going for treatment. You may also contact 1-800-858-7378 for emergency medical treatment information.

If on skin or clothing


- Take off contaminated clothing.
- Rinse skin immediately with plenty of water for 15-20 minutes.
- Call a poison control center or doctor for treatment advice.

If in eyes

- Hold eye open and rinse slowly and gently with water for 15-20 minutes.
- Remove contact lenses if present, after the first 5 minutes, then continue rinsing eye.
- Call a poison control center or doctor for treatment advice.

See Back/Side Panel for Additional Precautionary Statements

Net Contents _____



5
6

[BACK/SIDE LABEL PANEL]

**PRECAUTIONARY STATEMENTS
HAZARDS TO HUMANS AND DOMESTIC ANIMALS**

CAUTION: Harmful if absorbed through skin. Causes moderate eye irritation. Avoid contact with eyes, skin, or clothing.

ENVIRONMENTAL HAZARDS

To protect the environment, do not allow pesticide to enter or run off into storm drains, drainage ditches, gutters or surface waters. Applying this product in calm weather when rain is not predicted for the next 24 hours will help to ensure that wind or rain does not blow or wash pesticide off the treatment area. Rinsing application equipment over the treated area will help avoid run off to water bodies or drainage systems.

DIRECTIONS FOR USE

It is a violation of Federal law to use this product in a manner inconsistent with its labeling.

1. WHAT IS THIS PACKAGE FOR?

Use this product to control Fire Blight and Bacterial Wilt, Stem Rot, Leaf Spot, and Crown Gall on Fruit Trees, Flowers and Shrubs.

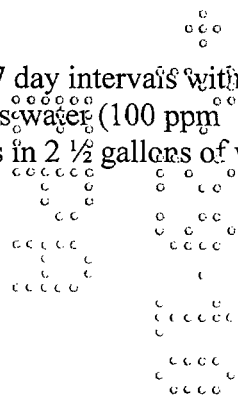
2. HOW DO YOU USE IT?

FRUIT: APPLES & PEARS (Areas Other Than West Coast): To Control FIRE BLIGHT in home plantings, apply 1 level tablespoon in 2 ½ gallons of water (equivalent to 100 ppm or 4 ozs. per 50 gallons of water) in foliar and blossom sprays. Make first spray at the start of blossoming period. Continue spray applications every 3 to 4 days during blossom time. Apply additional sprays every 5 to 7 days after blossom period when weather conditions favor spread of fire blight. Do not apply when fruit is visible.

PYRACANTHA: To control FIRE BLIGHT, apply a solution of 1 level tablespoon of ferti-lome FIRE BLIGHT SPRAY per 2 ½ gallons water (100 ppm concentration). Begin spraying at start of blossom period. Repeat at 3 to 4 day intervals during bloom and at 5 to 7 day intervals after bloom of weather favors disease spread.

CHRYSANTHEMUMS (Cuttings): TO control BACTERIAL WILT, soak cuttings for 4 hours in a solution containing ½ tablespoon of ferti-lome FIRE BLIGHT SPRAY per 2 ½ gallons of water (50 ppm concentration) and plant as usual.

DIEFFENBACHIA: TO control BACTERIAL STEM ROT, spray plants at 5 to 7 day intervals with a solution of 1 level tablespoon of ferti-lome FIRE BLIGHT SPRAY in 2 ½ gallons water (100 ppm concentration) or soak cuttings for 20 minutes in a solution of 2 level tablespoons in 2 ½ gallons of water (200 ppm concentration) and plant in sterile rooting medium.



PHILODENDRON: To control BACTERIAL LEAF SPOT, remove all decayed leaves and spray with a solution of 2 level tablespoons of ferti-lome FIRE BLIGHT SPRAY in 2 1/2 gallons of water (200 ppm concentration) as preventative or at first sign of water soaked leaves. Repeat at 4 to 5 day intervals.

ROSES: To control CROWN GALL, remove infested plant and cut our gall tissue. Soak root system and cut surfaces of infested area for 15 minutes in a solution of 2 level tablespoons of ferti-lome FIRE BLIGHT SPRAY per 2 1/2 gallons water (200 ppm concentration). Replant in soil free from disease organisms, and apply 1/2 tablespoon per 2 1/2 gallons water (50 ppm concentration) as foliage spray at weekly intervals.

3. HERE ARE THE RESULTS YOU SHOULD EXPECT!
When used according to directions this product will control Fire Blight and Bacterial Wilt, Stem Rot, Leaf Spot, and Crown Gall on Fruit Trees, Flowers and Shrubs.

STORAGE AND DISPOSAL

PESTICIDE STORAGE: Store in original container. Keep in an area inaccessible to children and pets.
PESTICIDE DISPOSAL: If Empty: Non-refillable container. Do not reuse this container. Place in trash or offer for recycling if available. If partly filled: Call your local solid waste agency for disposal instructions. Never place unused product down any indoor or outdoor drain.

Buyer assumes all risks of use, storage or handling of this material not in strict accordance with directions given herewith. To the extent consistent with applicable law, Voluntary Purchasing Groups, Inc. warrants that this product conforms to the chemical description on the label and that the limit of any liability incurred shall be the purchase price paid by the user or buyer.

Released For Shipment By:

VOLUNTARY PURCHASING GROUPS, INC.
230 N. FM 87
P.O. BOX 460
BONHAM, TEXAS 75418

EPA Reg. No. 7401-311
EPA Est. No. 7401-TX-1

www.fertilome.com

