

JUL 20 1990

Mr. Raymond Smith
Voluntary Purchase Groups, Inc.
P.O. Box 460
Bonham, TX 75418

Subject: Amendments - Revise per Diazinon Registration Standard
and the Agency's May 1, 1990 Data Call-In letter
to reflect only those uses supported by Ciba-Geigy
Bi-Yield Diazinon AG 500
EPA Reg. No. 7401-213
Your submission dated June 5, 1990

Dear Mr. Smith:

The amendments referred to above, submitted in connection with a registration under the Federal Insecticide, Fungicide, and Rodenticide Act, are acceptable provided the following revisions are made prior to release for shipment under the amended labeling:

For the container label:

- 1) Preferably, the Restricted Use Pesticide classification should appear in an outlined block at the top of the label. The correct format was given on page 41 of the Diazinon Registration Standard. Please observe all applicable type size requirements (as specified in 40 CFR §156.10) for various label elements, including the heading "Restricted Use Pesticide".
- 2) The Precautionary Statements must also include the Environmental Hazards and Physical and Chemical Hazards sections as they appear in the booklet label included in your submission.
- 3) All the handwritten revisions and deletions indicated on the submitted label must be incorporated in the finished label. Please ensure that the correct product name (as indicated above) appears on the labeling, including those places where it appears in various introductory text.

For the booklet label:

- 1) The Restricted Use classification block (see container label item "1", above) should be added to the top of the booklet label.

- 2) All the handwritten revisions and deletions indicated on the submitted label must be incorporated in the finished label. Please ensure that the correct product name (as indicated above) appears on the labeling, including those places where it appears in various introductory text.
- 3) In the newly added directions for "Nuisance Pests Outside the Home", the mixing instructions "Mix 3 fl. oz. in 3 gallons of water" should appear as a separate paragraph so that it will pertain to both paragraphs that follow. Also, in this same section, revise "parcle and patio walls" to read "porch and patio walls".

A stamped copy of the label is enclosed for your records. Please submit five (5) copies of the revised amended label prior to release for shipment under the amended label.

Please refer to the Diazinon Registration Standard, as amended, for release for shipment and channels of trade dates for diazinon products bearing appropriately amended labels.

Sincerely yours,

George T. LaRocca
Product Manager (15)
Insecticide-Rodenticide Branch
Registration Division (H7505C)

For retail sale to and use by Certified Applicators or persons under their direct supervision and only for those uses covered by the Certified Applicator's Certification.

Hi-Yield (R)
Diazinon (R)
AG500 Insecticide

For control of certain insects on fruits, nuts, vegetables field crops, lawns and ornamentals.
Contains 4 lbs. Diazinon Per Gallon
THIS PRODUCT MUST NOT BE USED ON GOLF COURSES AND SOD FARMS.

ACTIVE INGREDIENTS:

Diazinon: O,O-Diethyl O-(2-isopropyl-6-methyl-4-pyrimidinyl phosphorothioate.....	48.0%
INERT INGREDIENTS*.....	52.0%
TOTAL..	100.0%

Contains xylene range aromatic solvent.

Net Contents One Gallon.

KEEP OUT OF REACH OF CHILDREN

WARNING/ AVISO

Precaucion Al Usuario: Si usted no lee ingles, no use este producto hasta que la etiqueta haya sido explicado ampliamente.

See Direction For Use Inside Booklet.

ACCEPTED
with COMMENTS
in EPA Letter Dated:

JUL 20 1990

Under the Federal Insecticide,
Fungicide, and Rodenticide Act as
amended, for the pesticide
registered under EPA Reg. No.

7401-213

Precautionary Statements

Hazards to Humans and Domestic Animals

WARNING

May be fatal if swallowed. May be absorbed through skin. Do not breathe spray mist. Do not get in eyes, on skin, or on clothing. Wash thoroughly after handling and before eating or smoking. Avoid contamination of food and feed. Keep out of reach of domestic animals. Do not use on humans, pets, or livestock. Do not contaminate ornamental fish ponds. Do not permit children or pets to go onto sprayed grass until spray has completely dried. For foliar application to agricultural crops whose culture involves hand labor, there is a 24-hour re-entry period. (See Re-entry Statement.)

Food utensils such as measuring spoons should not be used for food purposes after use in measuring pesticides. ~~Do not contaminate ornamental fish ponds.~~

Be sure to read and follow the "Work Safety Rules" that appear in the attached booklet.

Statement of Practical Treatment

If swallowed, call a physician immediately. DO NOT INDUCE VOMITING UNLESS NO OTHER TREATMENT IS AVAILABLE. Vomiting may cause aspiration pneumonia. If it is necessary to induce vomiting, give victim one or two glasses of water and insert finger in back of throat. Do not induce vomiting or give anything by mouth if person is unconscious or convulsing.

If inhaled, remove victim to fresh air and apply artificial respiration if indicated.

If on skin, wash promptly with soap and water. Rinse thoroughly.

If in eyes, rinse eyes with plenty of water and call a physician immediately.

Note to Physician: This product is an organophosphate insecticide. If symptoms of cholinesterase inhibition are present, atropine sulfate by injection is antidotal. 2-PAM is also antidotal and may be administered, but only in conjunction with atropine. This product contains a xylene range aromatic solvent which may present an aspiration hazard. Gastric lavage may be indicated if product was taken internally.

Storage and Disposal

Do not contaminate water, food, or feed by storage, or disposal. Open dumping is prohibited.

Pesticide:

Pesticide wastes are toxic. Improper disposal of excess pesticide, spray mixture, or rinsate is a violation of federal law. If pesticide, spray mixture or rinsate cannot be disposed of by use according to label instructions, contact your State Pesticide or Environmental Control Agency, or the Hazardous Waste representative at the nearest EPA Regional Office for guidance.

Container:

Triple rinse (or equivalent). Then puncture and dispose of in a sanitary landfill, or incinerate, or, burn if allowed by state and local authorities. Stay out of smoke from burning container.

For minor spills, leaks, etc., follow all precautions indicated on this label and clean up immediately. Take special care to avoid contamination of equipment and facilities during cleanup and disposal of wastes. In the event of a major spill, fire, or other emergency, call 1-800-888-8372 day or night.

Chemigation

Refer to supplemental labeling in attached booklet for chemigation use directions for cranberries. Do not apply this product to cranberries through any type of irrigation system unless the specific directions for chemigation are followed.


Do not apply this product to any other crop or site through any type of irrigation system.

Diazinon (R) Is Registered Trademark of Ciba-Geigy Corp.

VOLUNTARY PURCHASING GROUPS, INC.
BONHAM, TEXAS 75418

EPA REG. NO. 7401-213-AA

EPA EST. NO. 7401-TX-1



Booklet For Hi-Yield Diazinon AG500

6

Hi-Yield Diazinon AG500 Insecticide

For control of certain insects on fruits, nuts, vegetables, field crops, lawns and ornamentals

Contains 4 lbs Diazinon per gallon

This product must not be used on golf courses or sod farms.

ACTIVE INGREDIENT:

Diazinon: O,O-Diethyl O-(2-isopropyl-6-methyl-4-pyrimidinyl) phosphorothioate.....	48.0%
INERT INGREDIENTS*.....	52.0%
TOTAL	100.0%

*Contains xylene range aromatic solvent.

KEEP OUT OF REACH OF CHILDREN

WARNING/AVISO

Precaucion Al Usuario: Si usted no lee ingles, no use este producto hasta que la etiqueta haya sido explicado ampliamente.

See additional precautionary statements at end of booklet.

EPA REG. NO 7401-213-AA
EPA EST. 7401-TX-1

Diazinon Registered Trademark of Ciba-Geigy

Voluntary Purchasing Groups, Inc.
Bonham, Texas 75418

ACCEPTED
with COMMENTS
in EPA Letter Dated:

JUL 20 1990

Under the Federal Insecticide,
Fungicide, and Rodenticide Act as
amended, for the pesticide
registered under EPA Reg. No.

7401-213

2/13


DIRECTIONS FOR USE AND CONDITIONS OF SALE AND WARRANTY

IMPORTANT: Read the entire Directions For use and the Conditions of Sale and Warranty before using this product.

CONDITIONS OF SALE AND WARRANTY

The Directions For Use of the product reflect the opinion of experts **BASED ON FIELD USE AND TESTS.** The directions are believed to be reliable and should be followed carefully. However, it is impossible to eliminate all risks inherently associated with use of this product. Crop injury, ineffectiveness or other unintended consequences may result because of such factors as weather conditions, presence of other materials, or the manner of use or application all of which are beyond the control of Voluntary Purchasing Groups, Inc., or the Seller. All such risks shall be assumed by the Buyer.

Voluntary Purchasing Groups, Inc., warrants that this product conforms to the chemical description on the label and is reasonably fit for the purposes referred to in the Directions For Use, subject to the inherent risks referred to above. Voluntary Purchasing Groups, Inc., makes no other express or implied warranty of fitness or merchantability or any other express or implied warranty. In no case shall Voluntary Purchasing Groups, Inc., or the Seller be liable for consequential, special or indirect damages resulting from the use or handling of this product. Voluntary Purchasing Groups, Inc., and the Seller offer this product, and the Buyer and user accept it subject to the foregoing Conditions of Sale and Warranty which may be attached to the product in writing signed by a duly authorized representative of Voluntary Purchasing Groups, Inc.



8/53

General Information

Hi-Yield Diazinon AG 500 is an emulsifiable solution which, when diluted with water according to the directions, is intended for the control of insect pests of agricultural crops and other plants. Do not use in barns or dwellings. Do not use on livestock.

For best control, which follows, best control is obtained when application is made at first sign of pests. Application should be repeated only as directed to maintain control.

To avoid spray drift, do not apply under windy conditions. Avoid spray overlap, since crop or plant injury may result.

Diazinon AG500 may be applied aurally to head lettuce, tomatoes, peaches, nectarines, plums, prunes, cherries, apricots, almonds, and walnuts only.

DIRECTIONS FOR USE

It is a violation of federal law to use this product in a manner inconsistent with its labeling.

FAILURE TO FOLLOW ALL PRECAUTIONS ON THIS LABEL MAY RESULT IN POOR INSECT CONTROL, CROP INJURY, OR ILLEGAL RESIDUES.

CHEMIGATION

APPLICATION THROUGH AN IRRIGATION SYSTEM (CHEMIGATION) - CRANBERRIES ONLY

Diazinon AG500 may be applied alone or in combination with other pesticides registered for application through sprinkler irrigation systems to cranberries. To insure compatibility, pour the products into a small container of water in the correct proportions. After thorough mixing, let stand for five minutes. If the combination remains mixed, or can be remixed readily, the mixture is compatible.

Do not apply this product through any type of irrigation system to other crops. For chemigation, apply this product to cranberries only through sprinkler irrigation systems. Do not apply this product to cranberries through any other type of irrigation system.

Crop injury, lack of effectiveness, or illegal pesticide residues in the crop can result from non-uniform distribution of treated water. If you have questions about calibration, you should contact State Extension Service specialists, equipment manufacturers or other experts.

Chemigation System Connected to Public Water Systems

1. Public water system means a system for the provision to the public of piped water for human consumption if such system has at least 15 service connections or regularly serves an average of at least 25 individuals daily at least 60 days out of the year.
2. Chemigation systems connected to public water systems must contain a functional, reduced-pressure zone, backflow preventer (RPZ) or the functional equivalent in the water supply line upstream from the point of pesticide introduction. As an option to the RPZ, the water from the public water system should be discharged into a reservoir tank prior to pesticide introduction. There shall be a complete physical break (air gap) between the outlet end of the fill pipe and the top or overflow rim of the reservoir tank of at least twice the inside diameter of the fill pipe.

Sprinkler Chemigation

1. The system must contain a functional check valve, a vacuum relief valve, and low pressure drain appropriately located on the irrigation pipeline to prevent water source contamination from backflow.
2. The pesticide injection pipeline must contain a functional, automatic, quick-closing check valve to prevent the flow of fluid back toward the injection pump.
3. The pesticide injection pipeline must also contain a functional, normally closed, solenoid-operated valve located on the intake side of the injection pump and connected to the system interlock to prevent fluid from being withdrawn from the supply tank when the irrigation system is either automatically or manually shut down.
4. The system must contain functional interlocking controls to automatically shut off the pesticide injection pump when the water pump motor stops.
5. The irrigation line or water pump must include a functional pressure switch which will stop the water pump motor when the water pressure decreases to the point where pesticide distribution is adversely affected.

- 10
153
6. Systems must use a metering pump, such as a positive displacement injection pump (e.g., diaphragm pump) effectively designed and constructed of materials that are compatible with pesticides and capable of being fitted with a system interlock.
 7. Do not apply when wind speed favors drift beyond the area intended for treatment.

1. Determine the acreage to be treated by the sprinkler system.
2. Measure the appropriate amount of Diazinon AG500 needed to treat the acreage to be treated. Refer to the specific directions for use for cranberries for the application rate and the amount of water per acre.
3. Add the pre-measured Diazinon AG500 to the chemigation system supply tank and dilute with water if needed. Proper agitation is needed if diazinon AG500 is tank mixed with other pesticides registered for sprinkler chemigation application to cranberries.
4. Start the irrigation system and bring the system up to full pressure, making certain that all sprinkler heads are functioning properly.
5. Engage the chemigation injection or venturi system to add the diazinon to the irrigation lines.
6. Continue to run irrigation system for a few minutes after supply tank is empty to allow material in the irrigation lines to reach the sprinkler heads furthest from the chemigation injection point.

Work Safety Rules

REPEATED EXPOSURES TO CHOLINESTERASE INHIBITORS SUCH AS ARE CONTAINED IN THIS PRODUCT MAY, WITHOUT WARNING, CAUSE PROLONGED SUSCEPTIBILITY TO VERY SMALL DOSES OF ANY CHOLINESTERASE INHIBITOR.

When handling Diazinon AG500, do not rub eyes or mouth with hands. If you feel sick in any way, STOP work and get help right away. See Practical Treatment section of this label. When handling this product, wear the personal protective equipment listed in the following section.

PERSONAL PROTECTIVE EQUIPMENT:

Long-sleeved shirt, long-legged pants, shoes and socks, and chemical-resistant gloves.

Do not apply this product in a way that will contact unprotected workers, either directly or through drift. Only protected handlers may be in the area during application.

Re-entry Statements

Twenty-four hours must elapse between the time of application to vegetables, fruits, nuts and field crops and the time a worker enters or is allowed to enter the treated area, unless the person entering the treated area is wearing the personal protective equipment listed above. For lawns, ornamentals, or non-crop areas, do not enter or allow entry into treated areas without personal protective equipment until sprays have dried.


Because certain states may require more restrictive re-entry intervals for various crops treated with this product, consult you State Department of Agriculture for further information. (See Note Below.)

In vegetables, fruit trees, or fird crops, written or oral warning must be given to workers who are expected to be in the treated area or in an area about to be treated with this product. Oral warnings must inform workers of areas or fields that may not be entered without specific personal protective equipment for 24 hours after application, and appropriate actions to take in case of accidental exposure, as described under Statement of Practical Treatment in the Precautionary Statements on this label. When oral warning are given, warnings shall be given in a language customarily understood by workers. Oral warnings must be given if there is reason to believe that written warnings cannot be understood by workers. Written warnings must include the following information: WARNING: Area treated with Hi-Yield Diazinon AG500 on (date of application). Do not enter without appropriate personal protective equipment for 24 hours after application. In case of accidental exposure, fluss eyes or skin with plenty of water. Call physician if irritation persists. Remove and wash contaminated clothing before reuse.

NOTE: The California Department of Agriculture has set a 5-day reentry period for diazinon on grapes, peaches, and nectarines. Five days should elapse between the time of application and the time a worker may enter the field to engage in any activity requiring substantial contact with treated foliage. When a mixture of two or more organophosphate pesticides are applied in combination, the interval should be prolonged by adding to the largest applicable interval an additional 50% of that interval.

Fruit and Nut Crops

Hi-Yield Diazinon AG500 may be applied using ground or aerial application equipment for certain crops as follows in the table below. The specific amount of product to be used apperas under separate directions for use for each crop.



Crop	Air	Minimum Gallons/ Acre	Ground	Minimum Gallons/Acre	
				Dilute	Concentrate
Almonds*	Yes	20	Yes	100	20
Apricots	Yes	20	Yes	100	20
		-	Yes	10	
Boysenberries**	No	-	Yes	10	
Cherries	Yes	20	Yes	100	20
Cranberries	No	-	Yes	400	
Dewberries**	No	-	Yes	10	
Grapes	No	-	Yes	20	
Loganberries**	No	-	Yes	10	
Nectarines	Yes	20	Yes	100	20
Peaches	Yes	20	Yes	100	20
Pineapples	No	-	Yes	200	
Plums	Yes	20	Yes	100	20
Prunes	Yes	20	Yes	100	20
Raspberries**	No	-	Yes	10	
Strawberries	No	-	Yes	10	
Walnuts*	Yes	20	Yes	100	20

*CA only.

**CA, OR, or WA only.

The rate of Diazinon AG500 for concentrate ground and aerial sprays is based on a dilute full cover with conventional ground equipment applied at 300-600 gallons of water per acre. If directions call for 1 pt. of Diazinon AG500 in 100 gallons of water this amounts to 3-6 pts. per acre when applied at dilute ground spray volumes.

Observe stated time intervals between last application and harvest, as well as intervals between applications and total number of applications made per season.

Crop	PHI*	No of Applications Permitted Per Season
Almonds	45	5
Apricots	10	8
Blackberries	7	5
Boysenberries	7	5
Cherries	10	5
Cranberries	7	5
Dewberries	7	5
Grapes	18, 7	5
Loganberries	7	5
Nectarines	10	5
Peaches	20	5
Pineapples	7	8
Plums, Prunes	10	5
Raspberries	7	5
Strawberries	5	5
Walnuts	45	5

*PHI = Pre-Harvest Interval, or the number of days between the last application and harvest, may vary based on use pattern selected - see specific directions for use for grapes.

Not :: To protect bees, do not apply to fruit trees when trees or substantial numbers of weeds in the orchard are in bloom.

Crop	Pest	Rate	Timing/Special Directions
Almonds (CA only)	San Jose Scale, Parlatoria Scale	1-1 1/2 pts. + 2-3 gallons dormant oil or 1-1 1/2 gallons superior type oil in 100 gallons of water	Apply as a dormant spray. Do not apply more than 6 pts. of diazinon or 9 gallons of oil per acre.
	Spider Mites Mites, Twig Borers	1-1 1/2 pts. in 100 gallons of water	Apply as infestations occur. Repeat application after 14 days if necessary. Do not apply more than 6 pts. of diazinon per acre per application or make more than 3 applications per season. Do not apply within 45 days of harvest or illegal residues may occur. Almond hulls may be fed to livestock.
Apricots	Aphids, Brown Mites (Clover Mites), Twospotted Spider Mites, Olive Scale Crawlers, San Jose Scale Crawlers	1 pt. in 100 gallons of water	Apply as infestations occur. Repeat application after 14 days if necessary. Do not apply more than 6 pts. of diazinon per acre per application or make more than 4 applications per season. Do not apply within 10 days of harvest or illegal residues may occur.
	Olive Scale Crawlers	1/2 pt. + 1 1/2 gallons of light medium horti- cultural oil per 100 gals. of water	Apply when scale crawlers are present. Do not apply more than 6 pts. of diazinon per acre per application or make more than 4 applications per season. Do not apply within 10 days of harvest or illegal residues may occur.
	Apricot Mealybugs	1 pt. per 100 gallons of water	Apply as a cover spray from petal fall to June to a maximum of 6 pts. per acre per application. Allow 14 days between applications and do not make more than 4 applications per season. Do not apply within 10

Crop	Pest	Rate	Timing/Special Directions
Cane-berries CA, OR and WA only (Black-berries, Eyesen-berries Dew-berries, Logan-berries, Rasp-berries)	Leaf-hoppers, Thrips, Aphids, Twospotted Spider Mite	1 qt. per acre	Apply as insects occur. Repeat applications after 14 days if necessary. Do not make more than 5 applications per season. Do not apply within 7 days of harvest or illegal residues may occur.
	Raspberry Sawflies, Raspberry Fruitworms		Apply in a minimum of 100 gallons per acre. <i>(200 gals. per acre used in WA)</i> For raspberry fruitworms make one application when blossom buds separate. Make a second application immediately before blossoms open.
	Dryberry Mites	1-2 qts. per acre	Apply as a dormant spray in the early Spring when canes are still on the ground and buds are closed. Make a second application when buds are well developed but still closed. Apply in a minimum of 100 gallons of water per acre. Do not apply within 7 days of harvest or illegal residues may occur.
	Raspberry Crown Borers, (Raspberry Root Borers)	2 qts. per acre	Apply a single application in a minimum of 100 gallons of water per acre as a drench to the crown and lower canes in the Spring before buds break.

15

Crop	Pest	Rate	Timing/Special Directions
✓ Cherries	Eyespotted Bud Moths, Fruit Tree Leaf-rollers	1 pt. in 100 gallons of water	Apply in cover sprays as infestations occur beginning at petal fall. Repeat application after 7 days if necessary. Do not apply more than 6 pts. of diazinon per acre per application or per season. Do not apply within 10 days of harvest or illegal residues may occur.
	Leafhoppers	1 pt. in 100 gallons	Make 3-4 applications beginning at petal fall and continuing through the growing season as infestations occur. Do not apply more than 6 pts. of diazinon per acre per application. Allow 7 days between applications. Do not apply within 10 days of harvest or illegal residues may occur.
	Cherry Fruitflies	1/2-1 pt. in 100 gallons	Make 3-4 applications beginning when adult flies begin to emerge and repeating at 10 day intervals. Do not apply more than 6 pts. of diazinon per acre per application. Do not apply within 10 days of harvest or illegal residues may occur.
	Black Cherry Aphids	1 pt. in 100 gallons	Apply as a cover spray when aphids appear. Repeat application after 10 days if necessary. Do not apply more than 6 pts. of diazinon per acre per application. Do not apply within 10 days of harvest or illegal residues may occur.
	San Jose Scale Crawlers	1 pt. in 100 gallons	Apply during the pre-pink stage or when crawlers first appear. Do not apply more than 6 pts. of diazinon per acre per application. Do not apply within 10 days of harvest or illegal residues may occur.

Crop	Pest	Rate	Timing/Special Directions
Cherries (cont.)	Cherry Rust Mites	1/2-1 pt. in 100 gallons of water	Apply to trees as a single supplemental spray after harvest. Do not apply more than 6 pts. of diazinon per acre per application.
Cranberries	<u>Fireworms</u> (<u>Rhopobota</u> <u>naevana</u>)	gallons of water	Apply when pest appears. Repeat application after 14 days if necessary. A maximum of 6 applications per season is permitted. Do not apply within 7 days of harvest or illegal residues may occur.
	Cranberry Fruitworms	3 qts. in 400 gallons of water	Apply when pest appears. Repeat application after 14 days if necessary. A maximum of 4 applications per season is permitted. Do not apply within 7 days of harvest or illegal residues may occur.
Note: This product may be applied to cranberries through sprinkler irrigation. Refer to the section "Chemigation" for specific chemigation directions for use.			
Grapes	Pacific Spider Mites, Leaf- hoppers, Grape Berry Moths, Grape Leaf- folders, Omnivorous Leaf- rollers, Aphids, Mites	1-2 pts. per acre	Apply as pest occurs as a thor- ough cover spray. Repeat appli- cation after 7 days if neces- sary. Do not make more than 5 applications per season. Do not apply within 18 days of harvest or illegal residues may occur.
	<u>Drosophila</u> spp.	6 fl. ozs. per 100 gallons of water (300 gallon maxi- mum per acre)	Apply as a thorough cover spray when pest occurs. Repeat application after 7 days, if necessary. Do not make more than 5 applications per season. <u>Drosophila</u> applications may be made up to 7 days before harvest if a spreader-sticker is not used. If a spreader-sticker is used, do not apply within 7 days

spider

Oriental Fruitmoths	1 pt. in 100 gallons of water	Apply at 100% petal fall. Make 2 additional applications at 10-15 day intervals. Time the last application to peak adult flight. Do not apply more than 6 pts. of diazinon per acre per application. Do not apply within 10 days of harvest or illegal residues may occur.
---------------------	-------------------------------	--

nectarines

Aphids, Brown Mites (Clover Mites), Twospotted Spider Mites, Olive Scale Crawlers, San Jose Scale Crawlers <i>Peach Twig Borers</i>	1 pt. in 100 gallons of water	Apply as infestations occur. Repeat application after 14 days if necessary. Do not apply more than 6 pts. of diazinon per acre per application or make more than 4 applications per season. Do not apply within 10 days of harvest or illegal residues may occur.
--	-------------------------------	---

✓ Peaches

Aphids, Brown Mites (Clover Mites), Twospotted Spider Mites, Olive Scale Crawlers, San Jose Scale Crawlers	1 pt. in 100 gallons of water	Apply as infestations occur. Repeat application after 14 days if necessary. Do not apply more than 5 pts. of diazinon per acre per application or make more than 4 applications per season. Do not apply within 20 days of harvest or illegal residues may occur.
--	-------------------------------	---

Oriental Fruit-moths	1 pt. in 100 gallons of water	Apply at 100% petal fall. Make 2 additional applications at 10-15 day intervals. Time the last application to peak adult flight. Do not apply more than 6 pts. of diazinon per acre per application. Do not apply within 20 days of harvest or illegal residues may occur.
----------------------	-------------------------------	--

Peach Twig Borers	1 pt. in 100 gallons of water	Apply as insects occur in May and June. Allow 7 days between application. Do not apply more than 6 pts. of diazinon per acre per application or make more
-------------------	-------------------------------	---

Crop	Pest	Rate	Timing/Special Directions
✓ Peaches (cont.)	Leafhoppers	1 pt. in 100 gallons of water	Make 3-4 applications beginning at petal fall and continuing through the growing season. Allow at least 7 days between applications. Do not apply more than 6 pts. of diazinon per acre per application. Do not apply within 20 days of harvest or illegal residues may occur.
	White Peach Scale	1 1/2-2 pts. in 100 gallons of water	Apply post-harvest timed to coincide with peak crawler and immature scale activity. Under conditions of heavy infestation 2 applications (7 days apart) may be needed. Do not apply before fruit is harvested.
✓ Pineapples	Pineapple Mealybugs	2 qts. per acre	Apply in 200-500 gallons of water per acre. Repeat application as necessary every 28 days up to a maximum of 8 applications. Do not apply within 7 days of harvest or illegal residues may occur. Pineapple forage and refuse may not be fed to livestock.
Plums	Brown Mites (Clover Mites), European Red Mites	1 pt. in 100 gallons of water	Apply as needed every 7 days up to a maximum of 4 applications. Do not apply more than 6 pts. of diazinon per acre per application. Do not apply within 10 days of harvest or illegal residues may occur.
	Leafcurl Plum Aphids, Mealy Plum Aphids, Thistle Aphids	1/2-1 pt. in 100 gallons of water	
✓ Prunes	Brown Mites (Clover Mites),	1 pt. in 100 gallons of water	Apply as needed every 7 days up to a maximum of 4 applications. Do not apply more than 6 pts. of diazinon per acre per applica-

Crop	Pest	Rate	Timing/Special Directions
✓ Prunes (Cont'd)	European Red Mites		tion. Do not apply within 10 days of harvest or illegal residues may occur.
	Leafcurl Plum Aphids, Mealy Plum Aphids, Thistle Aphids	1/2-1 pt. in 100 gallons of water	
✓ Strawberries	Aphids, Twospotted Spider Mites	1 pt. in 100 gallons of water <i>per</i> acre	Apply as pests occur. Repeat application if necessary every 7 days, but do not make more than 3 applications per season. Do not apply within 5 days of harvest or illegal residues may occur.
	Cyclamen Mites	1 qt. in 100 gallons of water per acre	Direct spray to the plant crowns. Plants should be sufficiently agitated to assure thorough coverage of the foliage. Repeat applications after 7 days if necessary. Do not apply within 5 days of harvest or illegal residues may occur. Application may be made to plants after harvest. Do not make more than 3 foliar applications per season.
	Mole Crickets	1 qt. per acre	Broadcast in sufficient water to obtain even coverage when insects are present. Apply 1-2 days before transplanting and immediately incorporate into the top 1-2 inches of soil.
	Strawberry Leaf-rollers	3/4-1 pt. in 100 gallons of water	Apply 200 gallons of spray per acre when blossoms show color. Do not apply within 5 days of harvest or illegal residues may occur.
✓ Walnuts (CA only)	Aphids, Spider Mites	1 qt. per acre	Apply as a foliar spray. Repeat application in 14 days if necessary. Do not make more than 3 applications per season. Do not apply within 45 days of harvest or after husks open or illegal residues may occur.
	Codling Moths, Scale Crawlers,	3 qts. per acre	

Vegetable Crops

For foliar or soil applications, diazinon AG500 should always be applied as a spray in sufficient water to assure thorough coverage of the foliage or soil. diazinon AG500 may be applied aeriaily only to crops indicated in the following table. The specific amount of product to be used appears under the separate directions for use for each crop.

Certain

Crop	Ground Appl.	Min. Gallons /Acre	OR	Min. Gals. /1,000 Sq. Ft.	Air Appl.	Min. Gallons /Acre
Beans, Lima, Snap, and Pole (succulent only)	Yes	10		2	No	-
Beets, Red (Table)	Yes	10		2	No	-
Broccoli	Yes	10		2	No	-
Brussels Sprouts	Yes	10		2	No	-
Cabbage	Yes	10		2	No	-
Cantaloupes	Yes	5		1	No	-
Carrots	Yes	10		2	No	-
Casabas	Yes	5		1	No	-
Cauliflower	Yes	10		2	No	-
Celery	Yes	10		2	No	-
Chinese Broccoli	Yes	10		2	No	-
Chinese Cabbage	Yes	10		2	No	-
Chinese Mustard	Yes	10		2	No	-
Chinese Radish (FL, CA only)	Yes	10		2	No	-
Collards	Yes	10		2	No	-
Crenshaws	Yes	5		1	No	-
Cucumbers	Yes	5		1	No	-
Endive (Escarole)	Yes	10		2	No	-
Ginseng	Yes	10		2	No	-
Honeydew Melons	Yes	5		1	No	-
Kale	Yes	10		2	No	-
Lettuce, <i>Head</i>	Yes	10		2	Yes	5
Muskmelons	Yes	5		1	No	-
Mustard	Yes	10		2	No	-
Onions, Bulb and Green	Yes	10		2	No	-
Parsley	Yes	10		2	No	-
Parsnips	Yes	10		2	No	-
Peas (succulent only)	Yes	10		2	No	-
Peppers	Yes	10		2	No	-
Persian Melons	Yes	5		1	No	-
Potatoes (Irish)*	Yes	10		2	No	-
Radishes	Yes	10		2	No	-
Spinach	Yes	10		2	No	-
Squash, Summer	Yes	5		1	No	-
Squash, Winter	Yes	5		1	No	-
Sweet Corn	Yes	20		4	No	-
Sweet Potatoes	Yes	10		2	No	-
Swiss Chard	Yes	10		2	No	-
Tomatoes	Yes	10		2	Yes	5
Turnips	Yes	10		2	No	-
Watermelons	Yes	5		1	No	-

Observe stated time intervals between last application and harvest as well as intervals between and maximum numbers of applications per season.

Pre-Harvest Intervals (PHI*) for Foliar Applications:

Crop	PHI (Days)
beans (Lima, Snap, etc)	7
Beets, Red (Table)	14
Broccoli	5
Brussels Sprouts	7
Cabbage	7
Cantaloupes	3
Carrots	10
Casabas	3
Cauliflower	5
Celery	10
Chinese Broccoli	10
Chinese Cabbage	10
Chinese Mustard	10
Chinese Radish	10
Collards	10
Crenshaws	3
Cucumbers	7
Endive (Escarole)	10
Ginseng	30
Honeydew Melons	3
Kale	10
Lettuce	10
Muskmelons	3
Mustard	10
Onions (Green and Bulb)	10
Parsnips	10
Peas	0
Peppers	5
Persian Melons	3
Potatoes (Irish)	35
Radish	10
Spinach	7
Squash, Summer	7
Squash, Winter	3
Sweet Corn	0
Swiss Chard	12
Tomatoes	1
Turnip Tops	10
Watermelons	3

*PHI - Pre-Harvest Interval or the number of days between the last application and harvest.

Notes: 1) Soil Incorporation: Following application of this product to control vegetable soil insects, immediately incorporate the product into the soil to the recommended depth (see TIMING/SPECIAL DIRECTIONS). For control of surface cutworms, incorporate 2-3 inches, for subterranean cutworms incorporate 3-6 inches. 2) To Protect Bees: Foliar applications of this product should not be made to peas or beans if these crops or weeds in the treatment area are in bloom, or to corn during the pollen shed period.

Snap or
Lima-
succulent
only)

the soil. (See Soil Incorporation
Note.)

Wireworms

3-4 qts. per
acre

Broadcast just before planting and
immediately incorporate into the top
4-8 inches of soil.

Black Bean
Aphids,
Mexican
Bean
Beetles,
Dipterous
Leafminers

1-1½ pts
per acre.

Apply as insects occur. Repeat app-
lication as necessary, every 5 days.
Do not make more than 3 applications
per season.

Do not apply within 7 days of harvest
or illegal residues may occur.

Cucumber
Beetles

3/4 pt. Per
acre

Bean forage or bean hay may be fed
to dairy and beef ca-tle and sheep.
Wait 4 days following treatment if
forage is to be cut for hay.

Make cucumber beetle application in
100 gallons of water per acre.

Note: 1) Diazinon will not control
organophosphate-resistant leafminers.
2) To protect bees, do not apply foliarly
if the crop or weeds in the treatment
area are in bloom.

Beans,
Lima
(succulent
only)


Leaf-
hoppers,
Spider Mites

1 pt. per
acre.

Apply as pests occur. Repeat
application, as necessary, every
5 days. Do not make more than 3
applications per season.

Do not apply within 7 days of harvest
or illegal residues may occur.

Bean forage or bean hay may be fed
to dairy and beef cattle and sheep.
Wait 4 days following treatment if
forage is to be cut for hay.



Beets, Red
(Table)


Cutworms	2-4 qts. per acre	Broadcast just before planting and immediately incorporate into the soil. (See Soil Incorporation Note.)
Mole Crickets	1 qt. per acre	Apply to plant beds or fields 1-2 days before sowing of seed or transplanting and immediately incorporate into the top 1-2 inches of soil.
Wireworms	3-4 qts. per acre	Broadcast just before planting and immediately incorporate into the top 4-8 inches of soil.
Dipterous Leafminers	1/2-1 pt. per acre	Apply as insects occur. Repeat application, as necessary, every 7 days. Do not make more than 5 applications per season. Do not apply within 14 days of harvest or illegal residues may occur. NOTE: Diazinon will not control organophosphate-resistant leafminers.

Crop	Pest	Rate	Timing or Special Directions
Broccoli	Root Maggots	2-3 qts. per acre	Apply to plant beds or fields just before sowing of seed or transplanting and immediately incorporate into the top 3-4 inches of soil.
		4-5 qts. per 50 gals. of water	In transplant water treatments applications of 50 gals. of water are used per acre. Apply 1/2-1 cup (4 to 8 ozs.) per plant by hand or by tractor mounted sprayer equipped with drop nozzles to direct spray to the base of the plant. NOTE: Transplant water treatments may result in stand reduction due to plant stress at time of transplanting.
	Cutworms	2-4 qts. per acre	Broadcast just before planting and immediately incorporate into the soil. (See Soil Incorporation Note.)
	Mole Crickets	1 qt. per acre	Apply to plant beds or fields 1-2 days before sowing of seed or transplanting and immediately incorporate into the top 1-2 inches of soil.
	Wireworms	3-4 qts. per acre	Broadcast just before planting and immediately incorporate into the top 4-8 inches of soil.
	Aphids, Diamondback Moths, Imported Cabbage-worms, Dipterous Leafminers	1/2-1 pt. per acre	Apply as insects occur. Repeat application, as necessary, every 7 days. Do not make more than 5 applications per season. Do not apply within 5 days of harvest or illegal residues may occur. NOTE: Diazinon will not control organophosphate-resistant leafminers.

Crop	Pest	Rate	Timing/Special Directions
Brussels ✓ Sprouts	Root Magcots	2-3 qts. per acre	Apply to plant beds or fields just before sowing of seed or transplanting and immediately incorporate into the top 3-4 inches of soil.
		50 gals. of water	<p>Apply to transplant water as a drench application when 200-300 gals. of water are used per acre. Apply 1/2-1 cup (4 to 8 ozs.) per plant by hand or by tractor-mounted sprayer equipped with drop nozzles to direct spray to the base of the plant.</p> <p>NOTE: Transplant water treatments may result in stand reduction due to plant stress at time of transplanting.</p>
	Cutworms	2-4 qts. per acre	Broadcast just before planting and immediately incorporate into the soil. (See Soil Incorporation Note.)
	Mole Crickets	1 qt. per acre	Apply to plant beds or fields 1-2 days before sowing of seed or transplanting and immediately incorporate into the top 1-2 inches of soil.
	Wireworms	3-4 qts. per acre	Broadcast just before planting and immediately incorporate into the top 4-8 inches of soil.
	Aphids, Diamondback Moths, Imported Cabbage- worms	1/2-1 pt. per acre	<p>Apply as insects occur. Repeat application, as necessary, every 7 days. Do not make more than 5 applications per season.</p> <p>Do not apply within 7 days of harvest or illegal residues may occur.</p>

Crop	Pest	Rate	Timing/Special Directions
Cabbage	Root Maggots	2-3 qts. per acre	Apply to plant-beds or fields just before sowing of seed or transplanting and immediately incorporate into the top 3-4 inches of soil.
		50 gallons of water	In or near water as a drench application when 200-300 gallons of water are used per acre. Apply 1/2-1 cup (4 to 8 ozs.) per plant by hand or by tractor-mounted sprayer equipped with drop nozzles to direct spray to the base of the plant. NOTE: Transplant water treatments may result in stand reduction due to plant stress at time of transplanting.
	Cutworms	2-4 qts. per acre	Broadcast just before planting and immediately incorporate into the soil. (See Soil Incorporation Note.)
	Mole Crickets	1 qt. per acre	Apply to plant beds or fields 1-2 days before sowing of seed or transplanting and immediately incorporate into the top 1-2 inches of soil.
	Wireworms	3-4 qts. per acre	Broadcast just before planting and immediately incorporate into the top 4-8 inches of soil.
	Aphids, Diamondback Moths, Imported Cabbage-worms, Dipterous Leafminers	1/2-1 pt. per acre	Apply as insects occur. Repeat application, as necessary, every 7 days. Do not make more than 5 applications per season. Do not apply within 7 days of harvest or illegal residues may occur. NOTE: Diazinon will not control organophosphate-resistant leafminers.

✓ Control:	Cutworms	1-2 qts. per acre	Broadcast just before planting and immediately incorporate into the soil. (See Soil Incorporation Note.)
			Apply to plant beds or fields 7-10 days before sowing of seed or transplanting and immediately incorporate into the top 1-2 inches of soil.
	Wireworms	3-4 qts. per acre	Broadcast just before planting and immediately incorporate into the top 4-8 inches of soil.
	Aphids	1 pt. per acre	<p>Apply as insects occur. Repeat application, as necessary, every 7 days. Do not make more than 5 applications per season.</p> <p>Do not apply within 10 days of harvest or illegal residues may occur.</p>



Crop	Pest	Rate	Timing/Special Directions
Cauliflower	Root Maggots	2-3 qts. per acre	Apply to plant beds or fields just before sowing of seed or transplanting and immediately incorporate into the top 3-4 inches of soil.
		4-8 ozs. in 50 gals. of water	In transplant water as a drench application when 200-300 gals. of water are used per acre. Apply 1/2-1 cup (4 to 8 ozs.) per plant by hand or by tractor-mounted sprayer equipped with drop nozzles to direct spray to the base of the plant. NOTE: Transplant water treatments may result in stand reduction due to plant stress at time of transplanting.
	Cutworms	2-4 qts. per acre	Broadcast just before planting and immediately incorporate into the soil. (See Soil Incorporation Note.)
	Mole Crickets	1 qt. per acre	Apply to plant beds or fields 1-2 days before sowing of seed or transplanting and immediately incorporate into the top 1-2 inches of soil.
	Wireworms	3-4 qts. per acre	Broadcast just before planting and immediately incorporate into the top 4-8 inches of soil.

Crop	Pest	Rate	Timing/Special Directions
Cauliflower (cont.)	Aphids, Diamondback Moths, Imported Cabbage- worms, Dipterous Leafminers	1/2-1 pt. per acre	<p>Apply as insects occur. Repeat application, as necessary, up to 5 times, with a minimum of 7 days between applications.</p> <p>Do not apply within 5 days of harvest or illegal residues may occur.</p> <p>NOTE: Diazinon will not control organophosphate-resistant leafminers.</p>
Celery	Cutworms	2-4 qts. per acre	Broadcast just before planting and immediately incorporate into the soil. (See Soil Incorporation Note.)
	Wireworms	3-4 qts. per acre	Broadcast just before planting and immediately incorporate into the top 4-8 inches of soil.
	Aphids, Flea Beetles, Cabbage Loopers	1 pt. per acre	<p>Mix in 100 gallons of water to spray 1 acre (2 1/4 gallons for 1,000 sq. ft.). Apply as insects occur. Repeat application, as necessary, every 7 days. Do not make more than 5 applications per season.</p> <p>Do not apply within 10 days of harvest. To avoid illegal residues, plants should be market-trimmed (tops removed) before being shipped or used and tops should not be used for food or feed.</p>
Chinese Broccoli	Aphids, Diamondback Moths, Imported Cabbage- worms, Dipterous Leafminers	1/2-1 pt. per acre	<p>Apply as insects occur. Repeat application, as necessary, every 7 days. Do not make more than 5 applications per season.</p> <p>Do not apply within 10 days of harvest or illegal residues may occur.</p> <p>NOTE: Diazinon will not control organophosphate-resistant leafminers.</p>

Crop	Pest	Rate	Timing/Special Directions
Chinese Cabbage (Bok Choy and Napa)	Aphids, Diamondback Moths, Imported Cabbage-worms, Dipterous Leafminers	1/2-1 pt. per acre	Apply as insects occur. Repeat application, as necessary, every 7 days. Do not make more than 5 applications per season. Do not apply within 10 days of harvest or illegal residues may occur. NOTE: Diazinon will not control organophosphate-resistant leafminers.
Chinese Mustard (Gai Choy)	Aphids, Diamondback Moths, Imported Cabbage-worms, Dipterous Leafminers	1/2-1 pt. per acre	Apply as insects occur. Repeat application, as necessary, every 7 days. Do not make more than 5 applications per season. Do not apply within 10 days of harvest or illegal residues may occur. NOTE: Diazinon will not control organophosphate-resistant leafminers.
Chinese Radish (Japanese Radish or Daikon) (FL and CA only)	Aphids, Diamondback Moths, Imported Cabbage-worms Dipterous Leafminers	1 pt. per acre	Mix in a minimum of 100 gallons of water per acre and apply as a foliar spray as pests occur. Repeat application as necessary, every 14 days. Do not make more than 3 applications per season. Do not apply within 10 days of harvest or illegal residues may occur. NOTE: Diazinon will not control organophosphate-resistant leafminers.
Collards	Cutworms	2-4 qts. per acre	Broadcast just before planting and immediately incorporate into the soil. (See Soil Incorporation Note.)
	Mole Crickets	1 qt. per acre	Apply to plant beds or fields, 1-2 days before sowing of seed or transplanting and immediately incorporate into the top.

Crop	Pest	Rate	Timing/Special Directions
Collards (cont.)	Wireworms	3-4 qts. per acre	Broadcast just before planting and immediately incorporate into the top 4-8 inches of soil.
	Aphids Diamondback Moths Imported Cabbage- worms, Harlequin Cabbage- bugs, Corn Earworms	1/2-1 pt. per acre	Apply as insects occur. Repeat app' cation, as necessary, every 7 days. Do not make more than 5 applications per season. Do not apply within 10 days of harvest or illegal residues may occur.
Cucumbers	Cutworms	2-4 qts. per acre	Broadcast just before planting and immediately incorporate into the soil. (See Soil Incorpora- tion Note.)
	Wireworms	3-4 qts. per acre	Broadcast just before planting and immediately incorporate into the top 4-8 inches of soil.
	Aphids, Serpentine Leaf- miners, Thrips, Striped Cucumber Beetles, Melonworms	1 pt. per acre	Apply as insects occur. Repeat application, as necessary, every 7 days. Do not make more than 5 applications per season. Do not apply within 7 days of harvest or illegal residues may occur. NOTE: Diazinon will not control organophosphate-resistant leafminers.
Endive (Escarole)	Cutworms	2-4 qts. per acre	Broadcast just before planting and immediately incorporate into the soil. (See Soil Incorpora- tion Note.)
	Mole Crickets	1 qt. per acre	Apply to plant beds or fields 1-2 days before sowing of seed or transplanting and immediately incorporate into the top 1-2 inches of soil.
	Wireworms	3-4 qts. per acre	Broadcast just before planting and immediately incorporate into

Crop	Pest	Rate	Timing/Special Directions
Endive (Escarole) (cont.)	Aphids, Dipterous Leafminers	1/2-1 pt. per acre	Apply as insects occur. Repeat application, as necessary, every 7 days. Do not make more than 5 applications per season. Do not apply within 10 days of harvest. NOTE: Diazinon will not control organophosphate-resistant leafminers.
Ginseng	Leaf- hoppers, Aphids, Lygus Bugs, Flea Beetles, Jumping Plant Lice	3/4-1 pt. per acre	Spray when insects first appear. For heavy insect infestations, use 1 pt. per acre. Apply by ground equipment using 10 to 100 gals. of water per acre. Do not apply more than one application per growing season. Do not apply during flowering of three or four year old crops. Do not apply within 30 days of harvest. Do not graze treated areas or feed treated forage to livestock.
Kale	Cutworms	2-4 qts. per acre	Broadcast just before planting and immediately incorporate into the soil. (See Soil Incorpora- tion Note.)
	Mole Crickets	1 qt. per acre	Apply to plant beds or fields 1-2 days before sowing of seed or transplanting and immediately incorporate into the top 1-2 inches of soil.
	Wireworms	3-4 qts. per acre	Broadcast just before planting and immediately incorporate into the top 4-8 inches of soil.
	Aphids Diamondback Moths, Imported Cabbage- worms, Harlequin Cabbage- bugs, Corn Earworms	1/2-1 pt. per acre	Apply as insects occur. Repeat application, as necessary, every 7 days. Do not make more than 5 applications per season. Do not apply within 10 days of harvest or illegal residues may occur.

Crop	Pest	Rate	Timing/Special Directions
Lettuce	Cutworms	2-4 qts. per acre	Broadcast just before planting and immediately incorporate into the soil. (See Soil Incorporation Note.)
	Crickets	1 qt. per acre	Apply to plant beds or fields 1-2 days before sowing of seed or transplanting and immediately incorporate into the top 1-2 inches of soil.
	Wireworms	3-4 qts. per acre	Broadcast just before planting and immediately incorporate into the top 4-8 inches of soil.
	Aphids, Dipterous Leafminers	1/2-1 pt. per acre	<p>Apply as insects occur. Repeat application, as necessary, every 7 days. Do not make more than 5 applications per season.</p> <p>Do not apply within 10 days of harvest.</p> <p>NOTE: Diazinon will not control organophosphate-resistant leafminers.</p>
Melons (Cantaloupes, Casabas, Crenshaws, Honeydews, Musk-melons, Persians, and Hybrids of these) and water-melons	Cutworms	2-4 qts. per acre	Broadcast just before planting and immediately incorporate into the soil. (See Soil Incorporation Note.)
	Wireworms	3-4 qts. per acre	Broadcast just before planting and immediately incorporate into the top 4-8 inches of soil.

Crop	Pest	Rate	Timing/Special Directions
✓ Melons (Cont.)	Aphids Serpentine Leaf- miners, Thrips, Striped Cutworms, Beetles, Melonworms, Leaf- hoppers, Nites	1/2-1 1/2 gts. per acre	Apply as insects occur. Repeat application, as necessary, every 7 days. Do not make more than 3 application per season. Do not apply within 3 days of rainfall or irrigation. NOTE: Diazinon will not control organophosphate-resistant leafminers.
✓ Mustard			
	Cutworms	2-4 gts. per acre	Broadcast just before planting and immediately incorporate into the soil. (See Soil Incorpora- tion Note.)
	Mole Crickets	1 qt. per acre	Apply to plant beds or fields 1-2 days before sowing of seed or transplanting and immediately incorporate into the top 1-2 inches of soil.
	Wireworms	3-4 gts. per acre	Broadcast just before planting and immediately incorporate into the top 4-8 inches of soil.

Crop	Pest	Rate	Timing/Special Directions
Mustard V (Cont.)	Aphids, Diamondback Moths, Imported Cabbage- worms, Leafminers	1/2-1 pt. per acre	Apply as insects occur. Repeat application, as necessary, every 7 days. Do not make more than 5 applications per season. Do not apply within 10 days of harvest or illegal residues may occur. NOTE: Diazinon will not control organophosphate-resistant leafminers.
Onions (Green & Bulb)	Onion Maggots	2-4 qts. per acre	Broad- cast just before planting and mix into the top 3-4 inches of soil by disking, harrowing, or other suitable means. NOTE: Diazinon will not control organophosphate-resistant onion maggots.
	Onion Thrips	1 pt. per acre	Apply as thrips appear. Repeat application, as necessary, every 7 days. Do not make more than 3 applications per season. Do not apply within 10 days of harvest or illegal residues may occur.
	Wireworms	3-4 qts. per acre	Broadcast just before planting and immediately incorp rate into top 4-8 inches of soil.
Parsley	Cutworms	2-4 qts. per acre	Broadcast just before planting and immediately incorporate into the soil. (See Soil Incorpora- tion Note.)

✓ Parsnips	Aphids, Flea Beetles, Dipterous Leafminers	1/2-1 pt. per acre	<p>Apply as insects occur. Repeat application, as necessary, every 7 days. Do not make more than 5 applications per season.</p> <p>Do not apply within 10 days of harvest. Residues may occur.</p> <p>NOTE: Diazinon will not control organophosphate-resistant leafminers.</p>
○ Peas (succulent only)	Cutworms	2-4 qts. per acre	Broadcast just before planting and immediately incorporate into the soil. (See Soil Incorporation Note.)
	Wireworms	3-4 qts. per acre	Broadcast just before planting and immediately incorporate into the top 4-8 inches of soil.
	Aphids, Leafminers	3/4-1 pt. per acre	<p>Apply as insects occur. Repeat application, as necessary, every 5 days. Do not make more than 3 applications per season.</p> <p>Peas may be picked immediately after application.</p> <p>Vines and hay may be fed to dairy and beef cattle and sheep. To avoid illegal residues, wait 4 days following treatment if forage is to be cut for hay.</p> <p>NOTES: 1) Diazinon will not control organophosphate-resistant leafminers. 2) To protect bees, do not apply foliarly if the crop or weeds in the treatment area are in bloom.</p>

Crop	Pest	Rate	Timing/Special Directions
Peppers	Cutworms	2-4 qts. per acre	Broadcast just before planting and immediately incorporate into the soil. (See Soil Incorporation Note.)
	Mole Crickets	1 qt. per acre	Apply to plant beds or fields 1-2 days before sowing of seed or transplanting and immediately incorporate into the top 1-2 inches of soil.
	Wireworms	3-4 qts. per acre	Broadcast just before planting and immediately incorporate into the top 4-8 inches of soil.
	Aphids, Serpentine Leaf-miners	1/2-1 pt. per acre	Apply as insects appear. Repeat application, as necessary, every 7 days. Do not make more than 5 applications per season. Do not apply within 5 days of harvest or illegal residues may occur.
Potatoes	Cutworms (Surface & Subterranean)	2-4 qts. per acre	Broadcast just before planting and immediately incorporate into the soil. (See Soil Incorporation Note.)
	Wireworms	3-4 qts. per acre	Broadcast before planting and immediately incorporate into the top 4-8 inches of soil.
	Southern Potato Wireworms (Southeastern U.S.)	2-4 qts. per acre	For potatoes grown on mineral soils in the Southeast, apply before planting and immediately incorporate into the top 3-6 inches of soil depending on location of wireworms.
NOTE: Do not use on commercially grown potatoes which will be hand-harvested.			

Crop	Pest	Rate	Timing/Special Directions
Potatoes (cont)	Aphids, Flea Beetles, Colorado Potato Beetles Leafminers	1/2-3/4 pt. per acre	Apply as insects occur. Repeat application, as necessary, every 7 days. Do not make more than 5 applications per season. Do not apply within 35 days of harvest or illegal residues may occur. NOTE: Diazinon will not control organophosphate-resistant leafminers.
	Banded Cucumber Beetles, Leaf- hoppers, Southern Armyworms	3/4-1 pt. per acre	Apply as insects occur. Repeat application, as necessary, every 7 days. Do not make more than 5 applications per season. Do not apply within 35 days of harvest or illegal residues may occur.
Radishes	Cutworms	2-4 qts. per acre	Broadcast just before planting and immediately incorporate into the soil. (See Soil Incorporation Note.)
	Mole Crickets	1 qt. per acre	Apply to plant beds or fields 1-2 days before sowing of seed or transplanting and immediately incorporate into the top 1-2 inches of soil.
	Wireworms	3-4 qts. per acre	Broadcast just before planting and immediately incorporate into the top 4-8 inches of soil.

Crop	Pest	Rate	Timing/Special Directions
Radishes (cont)	Aphids, Flea Beetles, Dipterous Leafminers	1/2-1 pt. per acre	Apply as insects occur. Repeat application, as necessary, every 7 days. Do not make more than 5 applications per season. Do not apply within 10 days of harvest or illegal residues may occur. NOTE: Diazinon will not control organophosphate-resistant leafminers.
Spinach	Cutworms	2-4 qts. per acre	Broadcast just before planting and immediately incorporate into the soil. (See Soil Incorporation Note.)
	Wireworms	3-4 qts. per acre	Broadcast just before planting and immediately incorporate into the top 4-8 inches of soil.
	Aphids, Dipterous Leaf- miners	1/2-1 pt. per acre	Apply as insects occur. Repeat application, as necessary, every 7 days. Do not make more 5 applications per season. Do not apply within 10 days of harvest. NOTE: Diazinon will not control organophosphate-resistant leafminers.

Crop	Pest	Rate	Timing/Special Directions
✓ Squash, Summer	Cutworms	2-4 qts. per acre	Broadcast just before planting and immediately incorporate into the soil. (See Soil Inco- poration Note.)
<i>Spider</i>	Wireworms	2-4 qts. per acre	Broadcast just before planting and immediately incorporate into the top 4-8 inches of soil.
	Aphids, Serpentine Leaf- miners, Thrips, Striped Cucumber Beetles, Melonworms, Leaf hoppers, Mites	1/2-1 1/2 pts. per acre	Apply as insects occur. Repeat application as necessary every 7 days. Do not make more than 5 applications per season. Do not apply within 7 days of harvest or illegal residues may occur. NOTE: Diazinon will not control organophosphate-resistant leafminers.
	Squash, Winter	Cutworms	2-4 qts. per acre
<i>Spider</i>	Wireworms	3-4 qts. per acre	Broadcast just before planting and immediately incorporate into the top 4-8 inches of soil.
	Aphids, Serpentine Leaf- miners, Thrips, Striped Cucumber Beetles, Melonworms, Leaf- hoppers, Mites	1/2-1 1/2 pts. per acre	Apply as insects occur. Repeat application as necessary every 7 days. Do not make more than 5 applications per season. Do not apply within 3 days of harvest or illegal residues may occur. NOTE: Diazinon will not control organophosphate-resistant leafminers.

Crop	Pest	Rate	Timing/Special Directions
Sweet Corn	Cutworms	2-4 qts. per acre	Broadcast just before planting and immediately incorporate into the soil. (See Soil Incorporation Note.)
	Seed Corn Maggots	2-4 qts. per acre	Broadcast just before planting and immediately incorporate into the top 2 inches of soil.
	Wireworms	3-4 qts. per acre	Broadcast before planting and immediately incorporate into the top 4-8 inches of soil.
	Corn Earworms	1-1 1/4 qts. per acre	Apply when silks first appear. Repeat application every 7 days if necessary. Do not make more than 5 applications per season. Corn may be picked immediately following last application. Forage may be fed to beef and dairy cattle and sheep.
	Corn Rootworm Adults	1/2-1 pt. per acre	Apply as insects occur. Repeat application, as necessary, every 7 days. Do not make more than 5 applications per season. Corn may be picked immediately following last application. Forage may be fed to beef and dairy cattle and sheep.
Corn Leaf Aphids	1-2 pts. per acre	Apply in sufficient water to provide complete coverage to the upper portions of the plants. Repeat application, as neces- sary, every 7 days. Do not make more than 5 applications per season. Corn may be picked immediately following last application. Forage may be fed to beef and dairy cattle and sheep.	

Crop	Pest	Rate	Timing/Special Directions
Sweet Corn (cont.) <i>spider</i>	Grass-hoppers, Mites, Flea-beetles	1 pt. per acre	Apply as insects occur. Repeat, as necessary, every 7 days. Do not make more than 5 applications per season. Corn may be picked immediately following last application. Forage may be fed to beef and dairy cattle and sheep.
	Sap Beetles	2-2 1/2 pts. per acre	Consult local agricultural authorities for proper timing of sprays. Repeat application, as necessary, every 7 days. Do not make more than 5 applications per season. Corn may be picked immediately following last application. Forage may be fed to beef and dairy cattle and sheep.

Note: To protect bees, do not apply foliarly to corn during the pollen shed period.

Sweet Potatoes	Wireworms, Flea Beetles	3-4 qts. per acre	Broadcast just before planting and immediately incorporate into the top 4-8 inches of soil.
Swiss Chard	Cutworms	2-4 qts. per acre	Broadcast just before planting and immediately incorporate into the soil. (See Soil Incorporation Note.)
	Wireworms	3-4 qts. per acre	Broadcast just before planting and immediately incorporate into the top 4-8 inches of soil.
	Aphids, Imported Cabbage-worms Diamondback Moths, Harlequin Cabbage-bugs	1/2-1 pt. per acre	Apply as insects occur. Repeat application, as necessary, every 7 days. Do not make more than 5 applications per season. Do not apply within 12 days of harvest or illegal residues may occur.

Crop	Pest	Rate	Timing/Special Directions
Tomatoes	Cutworms	2-4 qts. per acre	Broadcast just before planting and immediately incorporate into the soil. (See Soil Incorporation Note.)
	Mole Crickets	1 qt. per acre	Apply to plant beds or fields 1-2 days before sowing of seed or transplanting and immediately incorporate into the top 1-2 inches of soil.
	Wireworms	3-4 qts. per acre	Broadcast just before planting and immediately incorporate into the top 4-8 inches of soil.
	Aphids, Dipterous Leafminers	1/2 pt. per acre	Apply as insects appear. Repeat application, as necessary, every 7 days. Do not make more than 5 applications per season.
	Banded Cucumber Beetles, Fall Armyworms, Southern Armyworms, Beet Armyworms	3/4-1 pt. per acre	Do not apply within one day of harvest or illegal residues may occur.
	Vinegar Flies (<i>Drosophila</i> Spp.)	1/2-1 1/2 pts. per acre	
Turnips and Turnip Tops	Cutworms	2-4 qts. per acre	Broadcast just before planting and immediately incorporate into the soil. (See Soil Incorporation Note.)

Crop	Pest	Rate	Timing/Special Directions
Turnips and Turnip Tops (cont.)	Mole Crickets	1 qt. per acre	Apply to plant beds or fields 1-2 days before sowing of seed or transplanting and immediately incorporate into the top 1-2 inches of soil.
	Wireworms	3-4 qts. per acre	Broadcast just before planting and immediately incorporate into the top 4-8 inches of soil.
	Aphids, Flea Beetles, Dipterous Leafminers	1/2-1 pt. per acre	Apply as insects occur. Repeat application, as necessary, every 7 days. Do not make more than 5 applications per season. Do not apply within 10 days of harvest or illegal residues may occur. NOTE: Diazinon will not control organophosphate-resistant leafminers.

Mushroom Houses

Mushroom Flies - (Phorids and Sciarids)

Mix 1/2 to 1 gallon in 50 gallons of water and spray on outside and inside walls and ventilators of mushroom houses after compost has been pasteurized by heating. Note: Do not spray compost in beds or after spawning because illegal residues may remain.

To treat wooden sides of beds, posts, doors, and door frames, after pasteurizing, mix 1/2 pint in 6 gallons of water and apply with a brush. Note: Do not apply this treatment after spawning. Do not treat compost.

Field Crops

Soil and foliar applications of D·z·n diazinon AG500 should always be applied as a spray in sufficient water to ensure thorough coverage. For foliar applications, observe stated time intervals between last application and harvest, as well as intervals between applications and total number of applications that can be made per season.

Preharvest Interval (PHI*) for Foliar Applications

Crop	PHI (Days)
Hops	14
Sugar Beets	7

*PHI = Pre-Harvest Interval or the number of days between the last application and harvest.

Crop	Pest	Rate	Timing/Special Directions
Hops <i>Spider</i>	Aphids, Mites	1 qt. per acre	Apply as pests occur. Repeat application, as necessary, every 14 days. Do not make more than 5 applications per season. Do not apply within 14 days of harvest.
Sugar Beets	Wireworms	3-4 qts. per acre	Broadcast just before planting. Incorporate into soil 4-6 inches. Do not apply more than 4 qts. of this product to the soil, per season. Tops may be fed to beef and dairy animals.
	Beet Leaf-hoppers, Dipterous Leaf-miners, Aphids	3/4-1 pt. per acre	Apply as insects occur. Repeat application, as necessary, every 7 days. Do not make more than 5 applications per season. Do not apply within 7 days of harvest. Tops may be fed to beef and dairy animals. NOTE: Diazinon will not control organophosphate-resistant leafminers.
	Grass-hoppers	1 pt. per acre	Apply as insects occur. Repeat application, as necessary, every 7 days. Do not make more than 5 applications per season. Do not apply within 7 days of harvest. Tops may be fed to beef and dairy animals.

DITCH BANKS, ROADSIDES, WASTELAND, NONCROP AREAS, BARRIER STRIPS

Grasshoppers: Apply 3/4-1 pt. per acre in water or oil (minimum of 1 gallon of oil per acre) when insects first appear, preferably in the nymphal stage. Thorough coverage of the foliage is essential.

Do not graze or use treated grass for forage of feed.

Insect Control on Ornamentals

To control certain insects on Arborvitae, Azalea, Birch, Boxwood, Camellia, Carnation, Chrysanthemum, Douglas Fir, Elm, Gladioli, Hawthorn, Holly, Juniper, Lilac, Locust, Maple, Oak, Pine, Central Poplar, Rhododendron, Rose, Spruce, and Willow, apply the recommended rates indicated below. Try to spray underside of leaves and penetrate dense foliage.

Insects	Amount of Diazinon AG500 to Use	
	Rate per 3 gallons of water	Rate per 100 gallons water
Aphids, Bagworms, Carnation Bud Mites, Carnation Shoot Mites, Clover Mites, Cyclamen Mites, Dipterous Leafminers, European Pine Shoot Moths, European Red Mites, Flea Beetles, Holly Bud Moths, Leafhoppers, Obscure Root Weevils, Omnivorous Leaf-tiers, Privet Mites, Scale Crawlers (Cottony-cushion, Lecanium, Pine Needle, San Jose, Soft Scale), Thrips, Twospotted Mites, Webworms, Whiteflies	1/2 fl. oz.*	1 pt.**
Apple and Thorn Skeletonizers, Cotoneaster Webworms, Fall Webworms, Hemlock Chermes, Oak Loopers,	1 1/2 fl. oz.*	3 pts.**

Spider

per

Do not apply this material because of the migratory habits of
certain waterfowl, do not apply in Nassau County, New York
between November 1 and May 30. Do not exceed maximum permitted
label rates, since rates above those recommended significantly
reduce effectiveness. Avoid overlapping of
sprays. If waterfowl are present, these can be expected to
enter the treated area after treatment (except spot treatments).
Water lawn with at least 1/2 inch water immediately after
application, however, after watering before puddling occurs.

Pests	Rate/1,000 sq. ft.		Remarks
	D-z-n diazinon AG500	Water	
Lawn Chinch Bugs	2-3 fl. ozs.	3 gals.	Use higher rate for longer residual... control and in lawns of dense growth, such as St. Augustine lawns.
Ants, Armyworms, Clover Mites, Springtails (Collembola), Crickets, Bermuda Grass Mites	2-3 fl. ozs.	3 gals.	Spot spray ant hills and wasp ground nest open- ings. ←

For Digger wasps, apply
 At dusk when wasps are not active.

(Continued.)

52
53

Pesticide wastes are toxic. Improper disposal of excess pesticide, spray mixture, or rinsate is a violation of federal law. If pesticide, spray mixture or rinsate cannot be disposed of by you according to label instructions, contact your State Pesticide or Environmental Control Agency, or the Hazardous Waste representative at the nearest EPA Regional Office for guidance.

Triple rinse (or equivalent). Then puncture and dispose of in a sanitary landfill, or incinerate, or, burn if allowed by state and local authorities. Stay out of smoke from burning container.

For minor spills, leaks, etc., follow all precautions indicated on this label and clean up immediately. Take special care to avoid contamination of equipment and facilities during cleanup and disposal of wastes. In the event of a major spill, fire, or other emergency, call 1-800-888-8372 day or night.

Precautionary Statements

Hazards to Humans and Domestic Animals

Wear goggles or safety glasses. WARNING

Causes Substantial, but temporary eye damage.

May be fatal if swallowed. May be absorbed through skin. Do not breathe spray mist. Do not get in eyes, on skin, or on clothing. Wash thoroughly after handling and before eating or smoking. Avoid contamination of food and feed. Keep out of reach of domestic animals. Do not use on humans, pets or livestock. Do not contaminate ornamental fish ponds. Do not permit children or pets to go onto sprayed grass until spray has completely dried. For foliar application to agricultural crops whose culture involves hand labor, there is a 24-hour re-entry period (See Re-entry Statement).

Food utensils such as measuring spoons should not be used for food purposes after use in measuring pesticides. ~~Do not contaminate ornamental fish ponds.~~ *Be sure to read and follow the "Safety Rules" that appear in this booklet.*

Statement of Practical Treatment

If swallowed, call a physician immediately. DO NOT INDUCE VOMITING UNLESS NO OTHER TREATMENT IS AVAILABLE. Vomiting may cause aspiration pneumonia. If it is necessary to induce vomiting, give victim one or two glasses of water and insert finger in back of throat. Do not induce vomiting or give anything by mouth if person is unconscious or convulsing.

/Continued ...

48
52
53

If inhaled, remove victim to fresh air and apply artificial respiration as indicated.

If on skin, wash promptly with soap and water. Rinse thoroughly.

If in eyes, rinse eyes with plenty of water and consult a physician immediately.

This product is an insecticide. If symptoms of cholinesterase inhibition are present, atropine sulfate by injection is antidotal. 2-PAM is also antidotal and may be administered, but only in conjunction with atropine. This product contains a xylene range aromatic solvent which may present an aspiration hazard. Gastric lavage may be indicated if product was taken internally.

Environmental Hazards

This product is highly toxic to birds, fish and other wildlife. Birds, especially waterfowl, feeding or drinking on treated areas may be killed. Because of the migratory habits of Atlantic Coast waterfowl, do not apply this product to lawns in Nassau County, New York between November 1 and May 20. Do not exceed maximum permitted label rates. Rates above those recommended significantly increase potential hazards to birds and waterfowl. Avoid overlapping of sprays. ~~Where irrigation is recommended in the directions for~~ *on water* *less than* *with at* *least* *least* ~~if waterfowl, i.e., ducks or geese, can be expected in the treated area after treatment (except spot treatment),~~ *stop irrigation before puddling* ~~lawn apply a minimum of 1/4 inch of water immediately after applying this product.~~ *Stop irrigation before puddling* occurs. Keep out of lakes, streams, ponds, tidal marshes and estuaries. Do not apply directly to water or wetlands (swamps, bogs, marshes and potholes). Drift and runoff may be hazardous to aquatic organisms in neighboring areas. Shrimp and crab may be killed at application rates recommended on this label. Do not apply where fish, shrimp, crab, and other aquatic life are important resources.

Do not contaminate water by cleaning of equipment or disposal of equipment wash waters.

This pesticide is highly toxic to bees exposed to direct treatment or to residues on blooming crops or weeds. Do not apply this pesticide or allow it to drift to blooming crops or weeds if bees are visiting the treatment area.

Physical or Chemical Hazards

Do not use, pour, spill, or store near heat or open flame.