

21

1. WHAT IS THIS PACKAGE FOR?
 ferti-lome Systemic WEED KILLER is especially formulated to control weeds in lawns, golf courses and similar turf areas. See side of container for a partial list of weeds controlled.

2. HOW DO YOU USE IT?
 Mix 10 tablespoons in 6 gallons of water. Apply thoroughly to 1000 sq. ft. (10' x 100'). Heavily infested lawns may require repeat application to kill missed weeds. Best results are obtained when weeds are young and actively growing. Application in early Spring and Fall when moisture and temperature make weeds grow rapidly is a good time to spray. Watering and fertilizing schedules should be maintained before and after spraying. Do not apply during periods of drought. If hose and sprayer is used, follow manufacturer's directions for proper mixing. Coarse sprays are less likely to drift. Do not apply within the drip-line of desirable trees and shrubs.

For use in St. Augustine Grass mix 5 tablespoons in 12 gal. of water. Apply thoroughly to 2000 sq. ft. of lawn area. Repeat application in 10-14 days if necessary. NOTE: May cause injury to St. Augustine Grass.

3. HERE ARE THE RESULTS YOU MAY EXPECT!
 ferti-lome Systemic WEED KILLER provides an economical and highly effective means of controlling weeds in your lawn thus letting your lawn grasses grow vigorously to provide you with a beautiful weed free lawn.

CAUTION: Harmful if swallowed or absorbed by skin. Causes irritation of eyes and skin. Do not get in eyes. Do not allow contact with skin and clothing. In case of contact, flush eyes with plenty of water for at least 15 minutes and get medical attention. Wash exposed skin with plenty of soap and water.

Direct spray at undesirable plants. Do not use the same spray equipment for applying other material to plants, as injury will result. Do not store near fertilizer, seeds, insecticides or fungicides. Avoid contamination of irrigation ditches and water used for domestic purposes. If lawn begins to brown temporarily, water heavily.


Do not use on Centipede grass, Dichondra, nor on lawns of turf where desirable Bermuda grass or Clovers are present. Do not use on newly seeded lawns or turf.

Avoid spray drift to susceptible plants, as this product may injure cotton, beans, peas, grapes, ornamentals, etc.


Do not reuse container for any purpose. Destroy empty container.

Buyer assumes all risks of use, storage or handling of this material not in strict accordance with directions given hereon.

2EM-1 62 VOLUNTARY PURCHASING GROUPS INC. EPA Reg. No. 7401-171
 BONHAM, TEXAS




ferti-lome



Systemic

WEED KILLER

- CONTROLS BROADLEAF WEEDS AND TIMING TYPE WEEDS BY SYSTEMIC AND CONTACT ACTION
- 10 TABLESPOONS MAKE 6 GALLONS OF SPRAY THAT WILL COVER 1000 SQ. FT.



NET CONTENTS 16 FL. OZS. (ONE PINT)

CAUTION - KEEP OUT OF REACH OF CHILDREN
 SEE BACK PANEL FOR ADDITIONAL CAUTIONS

- CONTROLS**
- Dandelion
 - Clovers
 - Chicory
 - Docks
 - Dog Fennel
 - English Daisy
 - Frenchweed
 - Eric Knotweed
 - Ground Ivy
 - Horsetail
 - Lambquarters
 - Mallow
 - Morning Glory
 - Henbit
 - Oxalis
 - Mustard
 - Pennywort
 - Peppergrass
 - Figweed
 - Plantain (Buckhorn)
 - Broadleaf, Eggplant
 - Poison Oak
 - Prostrate Knotweed
 - Purslane
 - Rayweed
 - Sheep Sorrel
 - Mooneyar Chickweed
 - Spotted Spurge
 - Staghorn
 - Wild Aster
 - Wild Carrot
 - Wild Garlic
 - Wild Onion
 - Wild Radish
 - Wood Sorrel
 - Yarrow
 - Puncturevine
 - Milkweed
 - Bull Thistle
 - Shepherd's Purse

ACCEPTED
 6/16/72
 U.S. DEPARTMENT OF AGRICULTURE
 FEDERAL AGENCY FOR REGULATORY SERVICES
 WASHINGTON, D.C. 20250

7401-171

13

1. WHAT IS THIS PACKAGE FOR?

This product aids in production of larger tomato crops and earlier crop harvest.

General Information: Tomato plants frequently fail to set blossoms early in the season or during cold weather. This undesirable characteristic can be overcome without regard to variety or temperature by treatment with ferti-lome Special TOMATO SET. Spraying it on flowers will stimulate the formation of tomatoes and pollination is unnecessary. This is of particular value in locations where prevailing conditions interfere with effective pollination.

2. HOW DO YOU USE IT?

Remove protective cap. Shake well before use. Be sure to point valve opening as indicated by arrow toward plant. Hold bomb about 14-16" from flower cluster. Spray each cluster a fraction of a second — one light, brief press of the valve.

Apply as a direct fine spray to blossom clusters when the majority of flowers in the cluster are open. Do not apply directly to leaves or fruit. Do not spray leaves or fruit. Do not make more than five applications per season. Spray clusters lightly for best results.

3. HERE ARE THE RESULTS YOU MAY EXPECT!

ferti-lome Special TOMATO SET helps produce bigger yields of larger, meatier tomatoes earlier than fruit set by normal pollination.

CAUTION: Keep out of reach of children. Harmful if swallowed. Avoid contact with skin, eyes and clothing. Wash hands after use. Keep away from pets. Keep at room temperature . . . away from direct sunlight, radiators, stoves, hot water and other heat. Do not use or spray near heat or open flame.

Do not use on tomatoes grown for seed. Do not spray flower beds, vegetables or ornamental plantings. Avoid drift or spray vapors as this product may injure nearby susceptible plants. Spray on a calm day.

Avoid contamination of feed and foodstuffs. Do not store near or transport with fertilizers, insecticides, fungicides or seeds. Avoid contamination of irrigation ditches or water used for domestic purposes.

WARNING: Flammable! Contents under pressure. Do not use near fire, sparks, or flame. Do not puncture or incinerate container. Exposure to temperatures above 130° F. may cause bursting. Buyer assumes all risks of use, storage or handling of this material not in strict accordance with directions given herewith.

28M-1-72

EPA Reg. No. 7401-178

MANUFACTURED FOR
VOLUNTARY PURCHASING GROUPS, INC. BOMHAM, TEXAS



AC
Au
UNDER