

FRONT PANEL

AQUA CHEM™
Balanced for Clean Pools

STABILIZED FLOATER

FOR LONG LASTING CHLORINATION

ACTIVE INGREDIENT: Trichloro-s-triazinetriene 99.0%
INERT INGREDIENTS. 1.0%
***Available chlorine 89%**

KEEP OUT OF REACH OF CHILDREN

DANGER: Highly Corrosive.
Read Additional Precautions and First Aid on Back Panel.

NET WT 4 LB

STABILIZED CHLORINATOR

ACCEPTED
JUL 17 1990
Under the Federal Insecticide,
Fungicide, and Rodenticide Act,
as amended, for the pesticide
registered under
EPA Reg. No. 7368-61

NOTE: Label Code, 60-L2519, 9/90

(5/29/90)

NOTIFICATION
LABEL NOT REVIEWED
PER PFI NOTICE 89-6
DATE JUN 12 1990

BACK PANEL (Column 1)

PRODUCT DESCRIPTION: Aqua Chem Stabilized Floater is an easy and economical way to regulate the chlorine that sanitizes your pool. It contains cyanuric acid, a stabilizer, which reduces chlorine loss from sunlight and other factors. When used as directed, the cartridge automatically releases the correct amount of chlorine in a constant flow, thus preventing release of excess chlorine that will be destroyed by sunlight. The released chlorine reduces the growth of harmful algae and micro-organisms in your pool for several weeks. If used regularly, no additional stabilizer is needed.

IMPORTANT NOTES

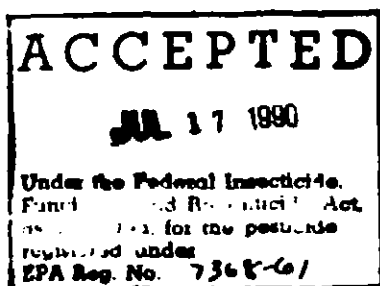
1. Do not completely submerge cartridge or allow feeder nubs to become clogged. This could trap excess amounts of chlorine gas possibly resulting in a violent explosion. 2. Do not attempt to open or refill this cartridge. 3. Superchlorination to eliminate harmful algae and micro-organisms should be done every 2-4 weeks or at least each time a chlorinating cartridge is replaced. For this purpose, use Aqua Chem Shock Treatment or Liquid Chlorinizer following label directions. During Superchlorination, remove chlorinating cartridge from pool, place in clean plastic container that does not contain remnants of any other chemical or organic matter which may react with the chlorine in the cartridge. Place it back in pool when the process is completed.

DIRECTIONS FOR USE

It is a violation of federal law to use this product in any manner inconsistent with its labeling.

BEFORE YOU BEGIN

1. Make sure all pool equipment is working properly, including pump, filter, skimmer and heater.



275

BACK PANEL (Column 2)

2. For water with unstabilized chlorine (no cyanuric acid), add Aqua Chem Stabilizer following label directions.
3. Check residual chlorine level with an Aqua Chem Test Kit. Desirable range is 1.0-1.5 parts per million of water (ppm). If necessary, add Aqua Chem Stabilized Granules or Aqua Chem Liquid Chlorinizer according to directions till water reaches desired level.
4. Also check water pH (acidity/alkalinity balance) with an Aqua Chem Test Kit. Water pH should be 7.2-7.6. If not, adjust by adding Aqua Chem pH Decreaser to lower pH, or Aqua Chem pH Add to raise pH. Be sure to follow product directions.

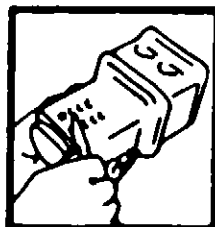
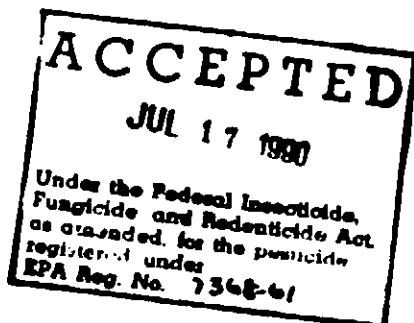
NOW USE AQUA CHEM STABILIZED FLOATER

1. Cartridges are marked in gallon increments from 5,000 to 40,000 gallons. To use, cut off all feeder nubs on both sides of cartridge up to and including the one corresponding to your pool's size. If pool is between sizes marked, open next higher nubs. Use a sharp knife and cut in direction away from you body and limbs (Fig.A). Make certain holes are wide open to allow water to flow through freely.

**FOR MAXIMUM PROTECTION, THIS CARTRIDGE IS CHILD-RESISTANT.
DO NOT ATTEMPT TO OPEN OR REFILL THIS CARTRIDGE.**

2. Place cartridge with open holes in center of the pool as shown in Fig.B. After 24 hours check residual chlorine level with an Aqua Chem Test Kit. If residual chlorine level is below 1.0-1.5 ppm, cut-off one additional nub until chlorine stabilizes at that level. If the residual chlorine is too high, seal one set of holes with waterproof plastic tape. Do not use pool until chlorine is below 3.0 ppm.
3. Once proper release of chlorine has been achieved, measurement of residual chlorine may be done less frequently, and further adjustments of the cartridge should not be necessary under normal conditions. When ready for replacement, Aqua Chem Stabilized Floater will float on its side (Fig.C).

NOTE: Sunlight, rainfall, temperature, and number of swimmers all affect the rate of chlorine loss. Under extreme conditions, it may be necessary to cut off additional nubs.



2745

BACK PANEL (Column 3)

PRECAUTIONARY STATEMENT: HAZARDS TO HUMANS AND DOMESTIC ANIMALS

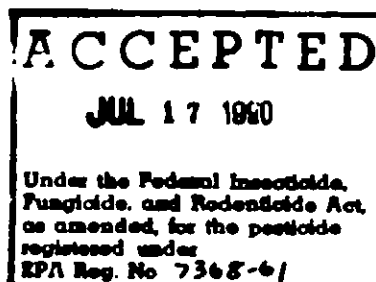
DANGER: Highly corrosive. Causes skin and eye damage. May be fatal if swallowed. Do not get in eyes, on skin or on clothing. Wear goggles or face shield and rubber gloves when handling. Irritating to nose and throat. Avoid breathing dust. Remove and wash contaminated clothing before reuse.

STATEMENT OF PRACTICAL TREATMENT (FIRST AID): IF SWALLOWED: Drink promptly a large quantity of water. Do not induce vomiting. Avoid alcohol. Call a physician immediately. IF ON SKIN: Brush off excess dry chemical and flush skin with cold water for at least 15 minutes, if irritation persists, get medical attention. IF IN EYES: Flush with cold water for at least 15 minutes. Obtain medical attention. **NOTE TO PHYSICIAN:** Probable mucosal damage may contraindicate the use of gastric lavage.

**IN THE EVENT OF A MEDICAL EMERGENCY
CALL COLLECT: 1-303-623-5716**

ENVIRONMENTAL HAZARDS: This product is toxic to fish. Do not discharge into lakes, streams, ponds, or public waters unless in accordance with an NPDES Permit. For guidance, contact the regional office of EPA.

PHYSICAL AND CHEMICAL HAZARDS/STRONG OXIDIZING AGENT: Mix this product with water only. Use only clean, dry utensils. Do not completely submerge cartridge or allow holes to become clogged. If either occurs, chlorine gas may become trapped and cause a violent explosion. Do not attempt to open or refill this cartridge. Contamination of cartridge contents with moisture, organic matter or other chemicals may start a chemical reaction, generating heat, liberating hazardous gases, and possibly causing fire or explosion. If cartridge becomes contaminated or product becomes decomposed, do not reseal. Isolate container outdoors. Flood cartridge with large volumes of water, and keep animals and humans away from water flow path.



STORAGE AND DISPOSAL: Keep this product in tightly closed original container when not in use. Store in a locked, cool, dry, well-ventilated area away from heat or open flame. In case of decomposition, isolate container (if possible) and flood area with large amounts of water to dissolve all materials before discarding this container. Do not reuse empty container but place in trash collection. Do not contaminate food or feed by storage, or disposal, or cleaning of equipment.

If you have any questions or comments about Aqua Chem Products or their use, please call us toll free. In the continental U.S. Call 1-800-252-POOL. Ask for your free pool care booklet.

EPA REG NO. 7268-61
EPA EST NO. 7368-CA-1

(UPC CODE)

GROW GROUP, INC.
2501 Malt Avenue
City of Commerce, California 90040

(LABEL CODE)

(c) 1990 GROW GROUP, INC. ALL RIGHTS RESERVED
AQUA CHEM IS A TRADEMARK OF GROW GROUP, INC.

