

7176-25

2/23/2010

1 of 7

UNITED STATES ENVIRONMENTAL PROTECTION AGENCY

FEB 23 2010

Kresti A. Lyddon
Senior Registration Specialist
The Butcher Company
8310 16th Street, MS 707
Sturtevant, WI 53177-1964

Subject: **Bath Mate Acid Free Disinfectant Washroom Cleaner**
EPA Registration Number 7176-25
Application Dated December 22, 2009
EPA Received Date December 23, 2009

Dear Ms. Lyddon:

The following amendment submitted in connection with registration under the Federal Insecticide, Fungicide and Rodenticide Act (FIFRA), as amended, is acceptable.

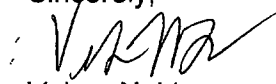
Proposed Amendment:

- Update Container Disposal Statement per PR notice 2007-4

General Comments:

Should you have any questions or comments concerning this letter, please contact Drusilla Copeland at (703) 308-6224 or Velma Noble at (703) 308-6233.

Sincerely,



Velma Noble
Product Manager (31)
Regulatory Management Branch I
Antimicrobials Division (7510P)

Enclosure: stamped label

CONCURRENCES							
SYMBOL							
SURNAME							
DATE							

(Note to Agency: Text appearing in parenthesis is done to show optional text.)



Bath Mate Acid-Free Disinfectant Washroom Cleaner

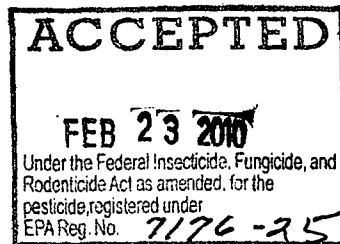
Cleans • Disinfects • Deodorizes • Ready-To-Use • Mildewstatic

Active Ingredients:	
n-Alkyl (50% C ₁₄ , 40% C ₁₂ , 10% C ₁₆) dimethyl benzyl ammonium chloride	0.06%
Didecyl dimethyl ammonium chloride	0.02%
Other (Inert) Ingredients:	99.92%
Total:	100.00%

**KEEP OUT OF REACH OF CHILDREN
CAUTION**

See additional precautionary statements on back (side) (left) (right) (panel) (of) (label) (below).

Net Contents:



Product of (XXXXXX)

(Product of XX XXXXX)

3087

(Note to Agency: Text appearing in parenthesis is done to show optional text.)

(Marketing Text/Claims)

Cleans, disinfects and deodorizes toilet bowls, urinals, tubs, showers and other hard, non-porous washroom (restroom) surfaces. Use on glazed porcelain, glazed ceramic, sealed grout, stainless steel, Formica, Plexiglas, fiberglass sinks, bathtubs or shower stalls and chrome.

An effective one-step cleaner disinfectant in the presence of organic soil load. For daily washroom (restroom) cleaning in hospitals, motels, hotels, nursing homes, business and industrial buildings, restaurants and food plants. Non-acid formula with a fresh floral fragrance.

Kills *Pseudomonas aeruginosa*, *Staphylococcus aureus*, *Salmonella enterica*, (formerly known as *Salmonella choleraesuis*), *Staphylococcus aureus* (Methicillin resistant (MRSA)), Influenza A/Hong Kong, Herpes Simplex Type 1 and Type 2, *Trichophyton mentagrophytes* (athlete's foot fungus) and *Chlamydiae trachomatis* on hard, non-porous environmental surfaces in the presence of organic soil (5% blood serum).

*Kills HIV-1 (Human Immunodeficiency Virus Type 1) which causes AIDS (Acquired Immunodeficiency Syndrome) and *Hepatitis B Virus (HBV). This product is virucidal against HIV-1 after 1 minute (contact time) and HBV after 5 minutes in the presence of organic soils (5% blood serum).

(Note to reviewer: We will choose one or more of these statements depending on available space on the product label.)

- *Respiratory illnesses attributable to Pandemic 2009 H1N1 are caused by Influenza A virus. (This product or product name) is a broad-spectrum hard surface disinfectant that has been shown to be effective against Influenza Type A₂ (Hong Kong), (VR-544), and is expected to inactivate all Influenza A viruses including Pandemic 2009 H1N1 (formerly called swine flu).
- *This product has demonstrated effectiveness against Influenza A virus and is expected to inactivate all Influenza A viruses including Pandemic 2009 H1N1 Influenza A virus.
- *This product has demonstrated effectiveness against Influenza Type A₂ (Hong Kong), (VR-544), and is expected to inactivate all Influenza A viruses including Pandemic 2009 H1N1 (formerly called swine flu).
- *Kills Pandemic 2009 H1N1 Influenza A virus (formerly called swine flu).
- *Kills Pandemic 2009 H1N1 Influenza A virus.

DIRECTIONS FOR USE

It is a violation of Federal Law to use this product in a manner inconsistent with its labeling.

Cleaning, Disinfecting and Deodorizing Toilet Bowls and Urinals:

1. Flush toilet or urinal. Lower the water level in the bowl by forcing water over trap with a bowl swab.
2. Remove excess water from bowl swab.
3. Apply 2 oz. of disinfectant solution to the bowl swab.
4. Swab all surfaces. Start under the rim and work down.
5. Leave treatment on surfaces for at least 10 minutes.
6. Flush toilet or urinal. Rinse bowl swab.

Preliminary cleaning is required for heavily soiled surfaces.

4007

(Note to Agency: Text appearing in parenthesis is done to show optional text.)

Cleaning, Disinfecting and Deodorizing Sinks, Tubs and Other Hard Non-Porous Surfaces:

1. Apply product with a cloth, sponge, mop or spray applicator to wet all surfaces thoroughly.
2. For heavier soils, agitate with a hand pad or brush if necessary.
3. Let treated surfaces remain wet for 10 minutes and rinse thoroughly.

Pre-clean heavily soiled surfaces before disinfecting.

To Control Mold and Mildew:

Apply product to pre-cleaned hard, non-porous environmental surfaces. Allow to air dry. Repeat application weekly or when growth reappears.

***KILLS HIV-1 AND HBV ON PRE-CLEANED INANIMATE SURFACES/OBJECTS PREVIOUSLY SOILED WITH BLOOD/BODY FLUIDS** in health care settings and other settings in which there is an expected likelihood of soiling of inanimate surfaces/objects with blood or body fluids, and in which the surfaces/objects likely to be soiled with blood or body fluids can be associated with the potential for transmission of Human Immunodeficiency Virus Type 1 (HIV-1) (associated with AIDS) and Hepatitis B Virus (HBV).


SPECIAL INSTRUCTIONS FOR CLEANING AND DECONTAMINATION AGAINST HIV-1 AND HBV OF SURFACES/OBJECTS SOILED WITH BLOOD/BODY FLUIDS.

Personal Protection: Disposable latex or vinyl gloves, gowns, face masks, and eye coverings as appropriate, must be worn during all cleaning of body fluids, blood, and decontamination procedures.

Cleaning Procedures: Blood and body fluids must be thoroughly cleaned from surfaces and objects before application of this product.

Contact Time: Allow surface to remain wet for 1 minute to kill HIV-1 and 5 minutes to kill HBV. For other organisms allow surface to remain wet for 10 minutes.

Disposal of Infectious Material: Blood and other body fluids must be autoclaved and disposed of according to Federal, State, and local regulations for infectious waste disposal.



(Note to Agency: Text appearing in parenthesis is done to show optional text.)

STORAGE AND DISPOSAL

Do not contaminate water, food, or feed by storage or disposal.

PESTICIDE STORAGE: Store only in tightly closed, original container in a secure area inaccessible to children.

PESTICIDE DISPOSAL: Wastes resulting from the use of this product may be disposed of on site or at an approved waste disposal facility.

CONTAINER DISPOSAL: *Note to reviewer – One or more of the following paragraphs for Container Disposal will be selected, depending on packaging type:*

NONREFILLABLE SEALED CONTAINERS: *Note to reviewer: Several of our packaging options are sealed containers or bottles designed to reduce worker exposure to the concentrate. None of these can be triple rinsed because they are closed sealed containers. The following text will be used on these sealed container types:*

Nonrefillable container. Do not reuse or refill this container. Wrap empty container and put in trash.

NONREFILLABLE NON-RIGID CONTAINERS: *Note to reviewer: Several of our packaging options are Bag-in-Box containers (a plastic bag liner supported inside a box) or are flexible bag-type containers. These flexible containers are exempt from the triple rinsing requirements. The following text will be used on these container types:*

Nonrefillable container. Do not reuse or refill this container. Wrap empty container and put in trash.

NONREFILLABLE READY-TO-USE FORMULATIONS: *Note to reviewer: The following text will be used on nonrefillable RTU container labels:*

Nonrefillable container. Do not reuse or refill this container. Wrap empty container and put in trash.

SMALL NONREFILLABLE CONTAINERS: *Note to reviewer: The following text will be used on rigid, nonrefillable containers small enough to shake (5 gallons or smaller):*

Nonrefillable container. Do not reuse or refill this container. Clean container promptly after emptying. Triple rinse as follows: Empty the remaining contents into application equipment or a mix tank. Fill the container ¼ full with water and recap. Shake for 10 seconds. Pour rinsate into application equipment or a mix tank or store rinsate for later use or disposal. Drain for 10 seconds after the flow begins to drip. Repeat this procedure two more times. Offer for recycling, if available.

leaf 7

(Note to Agency: Text appearing in parenthesis is done to show optional text.)

LARGE NONREFILLABLE CONTAINERS: *Note to reviewer: One of the following paragraphs will be used on labels for rigid, nonrefillable containers too large to shake (larger than 5 gallons):*

Nonrefillable container. Do not reuse or refill this container. Clean container promptly after emptying. Triple rinse as follows: Empty the remaining contents into application equipment or a mix tank. Fill the container ¼ full with water and replace and tighten closures. Tip container on its side and roll it back and forth, ensuring at least one complete revolution, for at least 30 seconds. Stand the container on its end and tip it back and forth several times. Empty the rinsate into application equipment or a mix tank or store rinsate for later use or disposal. Repeat this procedure two more times. Offer for reconditioning, if appropriate.

OR

Nonrefillable container. Do not reuse or refill this container. Clean container promptly after emptying. Pressure rinse as follows: Empty the remaining contents into application equipment or a mix tank and continue to drain for 10 seconds after the flow begins to drip. Hold container upside down over application equipment or a mix tank or collect rinsate for later use or disposal. Insert pressure-rinsing nozzle in the side of the container, and rinse at about 40 PSI for at least 30 seconds. Drain for 10 seconds after the flow begins to drip. Offer for reconditioning, if appropriate.

REFILLABLE CONTAINERS: *Note to reviewer: One of the following paragraphs will be used on labels for refillable containers:*

Refillable container. Refill this container with (this brand or brand name pesticide) only. Do not reuse this container for any other purpose.

Cleaning the container before final disposal is the responsibility of the person disposing of the container. Cleaning before refilling is the responsibility of the refiller.

OR

Pressure rinsing the container before final disposal is the responsibility of the person disposing of the container. Cleaning before refilling is the responsibility of the refiller.

To clean the container prior to final disposal, empty the remaining contents from this container into application equipment or mix tank. Fill the container about 10 percent full with water. Agitate vigorously or recirculate water with the pump for 2 minutes. Pour or pump rinsate into application equipment or rinsate collection system. Repeat this rinsing procedure two more times.

ENVIRONMENTAL HAZARDS

This product is toxic to fish and aquatic invertebrates.

(For containers of 5 gallons or more)

Do not discharge effluent containing this product into lakes, streams, ponds, estuaries, oceans or other waters unless in accordance with the requirements of a National Pollutant Discharge Elimination System (NPDES) permit and the permitting agency has been notified in writing prior to discharge. Do not discharge effluent containing this product to sewer systems without previously notifying the local sewage treatment plant authority. For guidance contact your State Water Board or Regional Office of the EPA.

7087

(Note to Agency: Text appearing in parenthesis is done to show optional text.)

**PRECAUTIONARY STATEMENTS
HAZARD TO HUMANS AND DOMESTIC ANIMALS**

CAUTION. Harmful if absorbed through skin. Avoid contact with skin, eyes or clothing. Wash thoroughly with soap and water after handling. Harmful if inhaled. Avoid breathing spray mist. Remove contaminated clothing and wash clothing before reuse.

FIRST AID

IF ON SKIN: Take off contaminated clothing. Rinse skin immediately with plenty of water for 15-20 minutes.

IF INHALED: Move person to fresh air. If person is not breathing, call 911 or an ambulance, then give artificial respiration, preferably mouth-to-mouth if possible.

IN CASE OF EMERGENCY, CALL A POISON CONTROL CENTER OR DOCTOR FOR TREATMENT ADVICE.

XXX-XXX-XXXX

Have the product container or label with you when calling a Poison Control Center or doctor or going in for treatment.

EPA Reg. No. 7176-25

EPA Est. No.

(Lot code letters indicate manufacturing location)

(MSDS Ref. No. xxxxxxxxxxx)

© 2009 The Butcher Company, 8310 16th Street, Sturtevant, WI 53177, U.S.A. All Rights Reserved.

