

7173-293

03-08-2011

1
9

**U.S. ENVIRONMENTAL
PROTECTION AGENCY**
Office of Pesticide Programs
Registration Division (7505P)
1200 Pennsylvania Ave., N.W.
Washington, D.C. 20460

EPA Reg.
Number:

7173-293

Date of
Issuance:

MAR - 8 2011

NOTICE OF PESTICIDE:

☒ Registration
☐ Reregistration
(under FIFRA, as amended)

Terms of Issuance:

Unconditional

Chlorophacinone Refillable
Bait Station

Name and Address of Registrant (include ZIP Code):

Liphatech. Inc.
3600 W. Elm Street
Milwaukee, WI 53209

Decision #438789
R310 5-891619
1160

Attention: Mr. Thomas Schmit

Note: Changes in labeling differing in substance from that accepted in connection with this registration must be submitted to and accepted by the Registration Division prior to use of the label in commerce. In any correspondence on this product always refer to the above EPA registration number.

On the basis of information furnished by the registrant, the above named pesticide is hereby registered under the Federal Insecticide, Fungicide and Rodenticide Act. Registration is in no way to be construed as an endorsement or recommendation of this product by the Agency. The acceptance of any name in connection with the registration of a product under this Act is not to be construed as giving the registrant a right to exclusive use of the name or to its use if it has been covered by others.

EPA received an application for this new registration on August 18, 2010. EPA grants this request under the authority of section 3(c)(5) of the Federal Insecticide, Fungicide, and Rodenticide Act, as amended, provided that you:

Signature of Approving Official:

Venus Eagle
Product Manager (01)
Insecticide-Rodenticide Branch
Registration Division (7505P)

Date:

MAR - 8 2011

Notice of Reregistration (continued)
EPA Reg. No. 7173-293

1. Submit and or cite all data required for registration/registration review of your product when the agency requires all the registrants of similar products to submit such data.
2. Submit one (1) copy of final printed labeling, with the following changes, before you release the product for shipment.
 - a. Revise your registration number to "EPA Reg. No. 7173-293".
 - b. Clearly define the major heading, "**DIRECTIONS FOR USE**" by enlarging and centering it on the page so that the user understands that all later text falls under this section.
 - c. Under "**OPTIONAL MARKETING STATEMENTS:**",
 - 1) replace "Insert Sub-registrant Company Name" with "ORTHO®" or delete two sentences referring to ORTHO® in this paragraph and
 - 2) delete "Please" from the 3rd Sentence.
 - d. Delete the sentence, "Your home is a place for family and pets to enjoy.", which is not a marketing claim.
3. within 15 months of registration, submit the following confirmatory product specific chemistry data for this product:
 - a. Storage Stability Data (830.6317)
 - b. Corrosion Characteristics Data (830.6320)

Reference to Website on Label

As you have added a reference to a company website on your label, please be aware that the website becomes labeling under the Federal Insecticide Fungicide and Rodenticide Act and is subject to review by the Agency. If the website is false or misleading, the product would be misbranded and unlawful to sell or distribute under FIFRA section 12(a)(1)(E). 40 CFR 156.10(a)(5) list examples of statements EPA may consider false or misleading. In addition, **regardless of whether a website is referenced on your product's label**, claims made on the website may not substantially differ from those claims approved through the registration process. Therefore should the Agency find or if it is brought to our attention that a website contains false or misleading statements or claims substantially differing from the EPA approved registration, the website will be referred to the EPA's Office of Enforcement and Compliance Assurance.

Page 3

Notice of Reregistration (continued)
EPA Reg. No. 7173-293

Confidential Statement of Formula

The acceptable Confidential Statement of Formula (CSF) for this product is dated March 8, 2011. All other versions are obsolete.

If these conditions are not complied with, the registration will be subject to cancellation in accordance with FIFRA section 6(e). Your release for shipment of the product constitutes acceptance of these conditions.

This product is in full compliance with the Agency's revised May 28, 2008 "*Risk Mitigation Decision for Ten Rodenticides*" and is consistent with the 1998 Rodenticide Cluster Reregistration Eligibility Decision (RED) document.

A copy of your label stamped "Accepted" is enclosed for your records. Follow the "Minimum Type Sizes for Final Printed Label" enclosure;

If you have any questions or comments regarding this letter, please contact Mr. Dan Peacock by phone (703- 305-5407) or e-mail (peacock.dan@epa.gov).

Enclosures: 1. Stamped Label
 2. Minimum Type Sizes for Final Printed Label

Dan Peacock, C:\Documents and Settings\dpeacock\Desktop\Backup, 16gb Flash Drive\chlorophacinone\registration actions\7173-EOG, -293\7173-293, Reg Notice, 3-8-2011.docx

4/9

Chlorophacinone Refillable Bait Station

THIS BAIT STATION IS RESISTANT TO TAMPERING BY
CHILDREN. USE INDOORS ONLY.

KILLS HOUSE MICE

Active Ingredient: chlorophacinone..... 0.005%
Other Ingredients..... 99.995%
Total 100.000%

EPA Reg. No. 7173-XXX

EPA Est. No. 7173-WI-1

KEEP OUT OF REACH OF CHILDREN

CAUTION:

See side panel for additional precautionary statements.

Net Weight: 0.84 ounces up to 16 ounces
1 bait station containing .42 oz (12 g) bait and X, 42 oz (12 g) bait block refills
where X = 1 up to 37

ACCEPTED
With COMMENTS
In EPA Letter Dated: MAR - 8 2011
Under the Federal Insecticide, Fungicide
and Rodenticide Act, As amended, for the
pesticide Registered under EPA Reg. No:

(Liphatech Logo)

Liphatech, Inc.

3600 West Elm Street

Milwaukee, WI 53209

414-351-1476

7173-293

007173-00293.20110308

5
1
9

PRECAUTIONARY STATEMENTS

Hazard to Humans and Domestic Animals

CAUTION: Harmful if swallowed, absorbed through the skin, or inhaled. Causes moderate eye irritation. Avoid contact with eyes, skin or clothing. Avoid breathing dust. Keep away from children, domestic animals and pets. Wear waterproof gloves when handling bait or dead rodents. Wash arms hands and face with soap and water after handling bait or bait station.

FIRST AID

Have this label with you when obtaining treatment advice.

If swallowed: Call a poison control center or doctor immediately for treatment advice. Have person sip a glass of water if able to swallow. Do not induce vomiting unless told to do so by the poison control center or doctor.

If in eyes: Hold eye open and rinse slowly and gently with water for 15-20 minutes. Remove contact lenses, if present, after first 5 minutes, then continue rinsing eye. Call a poison control center or doctor immediately for treatment advice.

If on skin or clothing: Take off contaminated clothing. Rinse skin immediately with plenty of water for 15-20 minutes. Call a poison control center or doctor immediately for treatment advice.

If inhaled: Move person to fresh air. If person is not breathing, call an ambulance, then give artificial respiration, preferably mouth-to-mouth, if possible. Call a poison control center or doctor immediately for treatment advice.

Treatment for Pet Poisoning: If animal eats bait, call veterinarian at once.

Note to Physician or Veterinarian: Contains the anticoagulant chlorophacinone, If swallowed, this material may reduce the clotting ability of blood and cause bleeding. For humans or dogs that have ingested this product, or have obvious poisoning symptoms (bleeding) or prolonged prothrombin times, give Vitamin K₁ by intramuscular or oral administration.

ENVIRONMENTAL HAZARDS: This product is extremely toxic to mammals and birds. Dogs, cats and other predatory and scavenging mammals and birds might be poisoned if they feed upon animals that have eaten the bait.

STORAGE AND DISPOSAL

Pesticide storage: Store only in original container in a cool, dry place inaccessible to children and pets. **Disposal:** Nonrefillable container. Do not reuse or refill this container except as described in the directions for use. **If empty:** Place in trash or offer for recycling if available. **If partly filled:** Call your local solid waste agency for disposal instructions. Never place unused product down any indoor or outdoor drain.

WARRANTY: To the extent consistent with applicable law, seller makes no warranty, expressed or implied, concerning the use of this product other than indicated on the label. Buyer assumes all risk of use and/or handling of this material when such use and/or handling is contrary to label instructions.

(ALTERNATE WARRANTY STATEMENTS:)

To the extent consistent with applicable law, buyer assumes all responsibility for safety and use not in accordance with directions.

DIRECTIONS FOR USE: It is a violation of Federal law to use this product in a manner inconsistent with its labeling.

READ THIS LABEL and follow all use directions and use precautions. Use only for the sites, pests and application methods described on this label.

USE RESTRICTIONS: This bait station may be used in indoor areas accessible to children, consistent with all use restrictions and other requirements indicated in this label.

DO NOT USE THIS PRODUCT OUTDOORS OR IN AREAS ACCESSIBLE TO PETS. This product may only be used to control house mice inside homes. For use in non-food/non-feed areas. Do not contaminate human or pet food preparation items or areas. Do not place near or inside ventilation duct openings.

Selection of Treatment Areas: Determine areas where mice will most likely find and consume bait. Generally, these are along walls, by gnawed openings, in corners and concealed places, between floors or walls, or in locations where house mice or their signs have been seen. Remove as much alternative food as possible.

APPLICATION DIRECTIONS:

Remove bait station from package and place in horizontal or vertical position with side against wall, exposing both entrances. Place station along wall or in corner where mice or their signs have been seen. When using multiple bait stations, space them 8 to 12 feet apart. Placements not touched after three days should be moved to new locations where mouse activity is evident. Maintain a constant supply of fresh bait for 15 days or until signs of house mouse activity cease. Refill bait stations if contents are consumed or contaminated. Wearing waterproof gloves, collect and dispose of all visible dead animals and leftover bait properly. To discourage reinfestation, limit sources of rodent food, water and harborage as much as possible. If another infestation occurs, repeat treatment.

(ALTERNATE PRESENTATION OF APPLICATION DIRECTIONS:)

APPLICATION DIRECTIONS:


1. Clean up: Eliminate possible rodent food sources. Store food in sealed containers and sweep up food spills.
2. Select Areas for Placement: Focus on areas where rodents have been active - generally along walls, between floors or wall, inside cabinets, under appliances, in basements, attics or garages. Be sure to place out of reach of pets.
3. Bait Station: Remove bait station from package and place station in horizontal or vertical position against wall with both entrances exposed. When using multiple bait stations, space them 8 to 12 feet apart.
4. Dispose: Maintain a constant supply of fresh bait for 15 days or until signs of mouse activity cease. See refill instructions on how to refill bait station. When rodents are eliminated, wear waterproof gloves to collect and dispose of all visible dead animals and remaining bait.
5. Prevent: To prevent another infestation, limit sources of rodent food and water as much as possible.

Refill Instructions: (optional graphics may be added to illustrate each step)


1. While pushing both buttons down, pull out tray.
2. Press wrapped bait block [mini-block] firmly into tray making sure peg goes through the center of the bait block. Mice will eat through wrapper.
3. Slide tray into station until you hear a click.
4. Place station in horizontal or vertical position against wall with both entrances exposed, in areas that are NOT accessible to pets.

(Optional Graphics Illustrating Refill Instructions, to be used only in conjunction with the written refill instructions shown above. Graphic images, if used, will be located immediately adjacent to the corresponding word instruction.)


Step 1




Step 2



Step 3



Step 4



Label on bait station:

Chlorophacinone Refillable Bait Station

THIS BAIT STATION IS RESISTANT TO TAMPERING BY CHILDREN.
USE INDOORS ONLY IN AREAS INACCESSIBLE TO PETS.

DO NOT ALLOW CHILDREN OR PETS TO PLAY WITH BAIT STATIONS

This bait station can only be refilled with the bait blocks sold with this station.

CAUTION: See outer package label for precautionary statements, first aid information and directions for use.

Active Ingredient: chlorophacinone 0.005%
Other Ingredients 99.995%
Total 100.000%

Liphatech, Inc.,
3600 W. Elm St., Milwaukee, WI 53209
414-351-1476

EPA Reg. No. 7173-XXX

EPA Est. No. 7173-WI-1

Net Weight: .42 oz (12 g)

OPTIONAL MARKETING STATEMENTS:

[Insert Sub-registrant Company Name] & Your Environment

Your home is a place for family and pets to enjoy. That's why ORTHO® products are designed with care to provide effective solutions. Please follow instructions for appropriate usage, storage and disposal. Questions, Comments or Medical Information www.ortho.com 1-800-xxx-xxxx [computer and telephone icons]

Easy to Set Claims

1. [Patented] [Patent Pending] Keyless design
2. Child Resistant
3. Each bait block is individually wrapped. No need to touch the bait when placed in station!
4. No Assembly
5. Refillable Bait Station
6. Refillable
7. Helps reduce mess [and crumbs]
8. Two-Step Set
9. Two-Step Design
10. Quick-Set Design
11. [Load] [Slide] [Fill] & Kill Design [Bait Station]

View Claims

12. Easy View [Window] [Bait Well] to see when bait has been eaten and needs to be replaced
13. Easy To See Bait Well
14. Clear View [Bait Station] [Window] [Design]

Easy Disposal/Cleaner Claims

15. Helps reduce mess [and crumbs]
16. Convenient Disposal
17. [Crumb Shield] [Crumb Barrier] [Crumb Catcher]
18. Easy to dispose
19. [Crumb Shield] [Crumb Barrier] [Crumb Catcher] Reduces Mess
20. Quick Clean Up/Disposal

Bait Station Claims

21. Child Tamper-Resistant [Design] [Technology]
22. Load [Fill] & Lock Design
23. Easy Slide Bait Tray
24. [Concealed] [Enclosed] Bait
25. Covered Design
26. [Secure Lock] [Covered] [Refillable] Bait Station Design
27. Mice enter station, eat bait and leave
28. Mice enter and [feed] [eat] inside

Ingredient Claims

29. Individually Wrapped Bait Blocks to Refill Station
30. Individually Wrapped Bait Block Refills
31. House Mouse Killing Bait Blocks
32. Hard edges for mice to gnaw [on]
33. Antidote Vitamin K₁ (See "Note to physician or veterinarian" for details)

9
1
9

Area-Related Claims

- 34. [Can be] use in [narrow] [low] [short] places [spots] [spaces] as shown by picture on package, consistent with "Use Restrictions" and "Directions for Use"
- 35. Fits in Tight Spaces as shown by picture on package, consistent with "Use Restrictions" and "Directions for Use"
- 36. [Perfect for][Use in] Tight Spaces as shown by picture on package, consistent with "Use Restrictions" and "Directions for Use"
- 37. Can be [placed] [set] in [hard to reach areas] [out of the way areas] where house mice like to hide, as shown by picture on package, consistent with "Use Restrictions" and "Directions for Use"
- 38. Fits in [hard to reach areas] [areas that are hard to get to] [out of the way places] where house mice like to hide, as shown by picture on package, consistent with "Use Restrictions" and "Directions for Use"

Other claims:

- 43. X Refillable Bait Station(s)
- 44. X Refills [included]
- 45. Pre-filled
- 46. Contains X [individually wrapped] bait blocks
- 47. Patent Pending [Patented]
- 48. [Discrete] design [makes bait less noticeable] [blends in with your home décor]
- 49. [Discrete] design [fits along baseboards / tight spaces] where house mice commonly travel as shown by picture on package, consistent with "Use Restrictions" and "Directions for Use"

Optional marketing statements for use only with alternate warrantee statement:

- 50 * If for any reason you, the consumer, are not satisfied with this product, mail us your original proof of purchase to obtain full refund of your purchase price.
(plus one of the following claims 50 through 55)
- 51. Satisfaction guaranteed* or your money back
- 52. "Kills House Mice, Guaranteed!*"
- 53. Guaranteed* [Kill] [Ortho Kill] [to Kill House Mice]
- 54. Ortho Guaranteed* [Kill] [Killing Power]
- 55. [Ortho Guarantee* Killing Power.] [Guarantee.*] [Guarantee* Ortho Kill.]

Optional graphic, to be used on front and/or back of package for The Ortho Group and must be used if you use optional claims for placement in tight places:

