

6959-92

3-14-2001

1/3

Please read instructions on reverse before completing form.

Form Approved. OMB No. 2070-0060. Approval expires 05-31-98

	United States <b>Environmental Protection Agency</b> Washington, DC 20460	<input type="checkbox"/> Registration <input type="checkbox"/> Amendment <input checked="" type="checkbox"/> Other	OPP Identifier Number 249251
--	---	--	---------------------------------

### Application for Pesticide - Section I

1. Company/Product Number CESSCO INC./6959-92	2. EPA Product Manager LARocca	3. Proposed Classification <input checked="" type="checkbox"/> None <input type="checkbox"/> Restricted
4. Company/Product (Name) CESSCO FIRE ANT KILLER	PM# 13	
5. Name and Address of Applicant (Include ZIP Code) CESSCO INC. 3609-A RIVER ROAD JOHNS ISLAND, SC 29455 <input type="checkbox"/> Check if this is a new address	6. Expedited Review. In accordance with FIFRA Section 3(c)(3) (b)(i), my product is similar or identical in composition and labeling to: EPA Reg. No. 6959-92 Product Name CESSCO FIRE ANT AND CRAWLING INSECT KILLER	

### Section - II

<input type="checkbox"/> Amendment - Explain below.	<input type="checkbox"/> Final printed labels in response to Agency letter dated <b>NOTIFICATION</b>
<input checked="" type="checkbox"/> Resubmission in response to Agency letter dated <b>FEB 28, 01</b>	<input type="checkbox"/> "Me Too" Application. <b>MAR 14 2001</b>
<input type="checkbox"/> Notification - Explain below.	<input type="checkbox"/> Other - Explain below.

**Explanation:** Use additional page(s) if necessary. (For section I and Section II.)


NOTIFICATION OF DELETION OF ALL PESTS AND USES FOR THESE PESTS WITH THE EXCEPTION OF FIRE ANTS AND USE ON FIRE ANTS PER PR NOTICE 98-10.

SEE ADDITIONAL ATTACHED PAGE

### Section - III

1. Material This Product Will Be Packaged In:			
Child-Resistant Packaging <input type="checkbox"/> Yes* <input type="checkbox"/> No	Unit Packaging <input type="checkbox"/> Yes <input type="checkbox"/> No	Water Soluble Packaging <input type="checkbox"/> Yes <input type="checkbox"/> No	2. Type of Container <input type="checkbox"/> Metal <input type="checkbox"/> Plastic <input type="checkbox"/> Glass <input type="checkbox"/> Paper <input type="checkbox"/> Other (Specify) _____
* Certification must be submitted		If "Yes" Unit Packaging wgt. No. per container	If "Yes" Package wgt. No. per container
3. Location of Net Contents Information <input type="checkbox"/> Label <input type="checkbox"/> Container		4. Size(s) Retail Container	5. Location of Label Directions <input type="checkbox"/> On Label <input type="checkbox"/> On Labeling accompanying product
6. Manner in Which Label is Affixed to Product <input type="checkbox"/> Lithograph <input type="checkbox"/> Paper glued <input type="checkbox"/> Stenciled <input type="checkbox"/> Other _____			

### Section - IV

1. Contact Point (Complete items directly below for identification of individual to be contacted, if necessary, to process this application.)		
Name WILLIAM L. AYER	Title PRESIDENT	Telephone No., (include Area Code) (313) 559-5959
Certification I certify that the statements I have made on this form and all attachments thereto are true, accurate and complete. I acknowledge that any knowingly false or misleading statement may be punishable by fine or imprisonment or both under applicable law.		6. Date Application Received (Stamped)
2. Signature 	3. Title PRESIDENT	
4. Typed Name WILLIAM L. AYER	5. Date MARCH 6, 2001	




3609A River Road  
Johns Island, SC 29455

(803)559-5959  
(800) 476-3666  
Fax: (803) 559-1771

"This notification is consistent with the provisions of PR Notice 98-10 and EPA Regulations at 40 CFR 152.46, and no other changes have been made to the labeling of the confidential statement of formula for this product. I understand that it is a violation of 18 U.S.C. Sec. 1001 to willfully make any false statement to EPA. I further understand that if this notification is not consistent with the terms of PR Notice 98-10 and 40 CFR 152.46, this product may be in violation of FIFRA and I may be subject to enforcement action and penalties under sections 12 and 14 of FIFRA."


The enclosed label will be new final printed label.

  
\_\_\_\_\_  
William L. Ayer  
President

March 6, 2001  
Date

**NOTIFICATION**

MAR 14 2001



NOTIFICATION

MAR 14 2001

**PRECAUTIONARY STATEMENTS**

Hazards To Humans & Domestic Animals

**CAUTION**

Avoid contact with skin or clothing. Wash thoroughly with soap and water after handling.

**Environmental Hazards**

This product is toxic to fish. Do not apply directly to water. Do not contaminate water by disposal of wastes. Do not apply where spray may settle onto food or utensils.

**Physical Or Chemical Hazards**

Contents under pressure. Do not use or store near heat or open flame. Do not puncture or incinerate container. Exposure to temperatures above 130° F may cause bursting. Do not use this product in or on electrical equipment due to the possibility of shock hazard.

**STORAGE AND DISPOSAL**

Do not contaminate water, food or feed by storage or disposal.

**Storage:** Do not store near heat or open flame. Store in cool dry area away from children.

**Container Disposal:** Replace cap, wrap container in several layers of newspaper and discard in trash. Do not incinerate or puncture. Can may be disposed of with other recyclables where local law permits.

**STATEMENT OF PRACTICAL TREATMENTS**

• **If Swallowed:** Call a Poison Control Center or doctor immediately for treatment advice. Have person sip a glass of water if able to swallow. Do not induce vomiting unless told to do so by a poison control center or doctor.

• **If Inhaled:** Move victim to fresh air. If person is not breathing, call 911 or an ambulance, then give artificial respiration, preferably mouth-to-mouth if possible. Call a poison control center or doctor for further treatment advice.

• **If In Eyes:** Hold eye open and rinse slowly and gently with water for 15-20 minutes. Remove contact lenses, if present, after the first 5 minutes, then continue rinsing eyes. Call a poison control center or doctor for further treatment advice.

• **If on Skin or Clothing:** Take off contaminated clothing. Rinse skin immediately with plenty of water for 15-20 minutes. Call a poison control center or doctor for treatment advice.

• **Have the product container or label with you when calling a poison control center or doctor or going for treatment.**



**FIRE ANT KILLER**  
PROVIDES  
**QUICK KILLING ACTION AND RESIDUAL CONTROL**

**ACTIVE INGREDIENTS:**

\*Tetramethrin ..... 0.20%

\*\*Permethrin ..... 0.50%

\*\*\*Piperonyl Butoxide Technical ..... 1.00%

**INERT INGREDIENTS:** ..... 98.30%

100.00%

\*1-cyclohexene-1,2-dicarboximidomethyl 2,2-dimethyl-3-(2-methyl-propenyl) cyclopropanecarboxylate.

\*\*[(3-phenoxyphenyl)methyl(+/-)cis/trans3-(2,2-dichloroethenyl) 2,2-dimethylcyclopropanecarboxylate. Cis/trans ratio min. 35% (+/-) cis and max. 65% (+/-) trans.

\*\*\*Equivalent to min. 0.8% (butylcarbityl)(6-propylpiperonyl) ether and 0.2% related compounds.

KEEP OUT OF REACH OF CHILDREN

**CAUTION**

SEE SIDE PANEL FOR ADDITIONAL PRECAUTIONARY STATEMENTS

**NET WEIGHT: 16 Oz. (454 grams)**

**EPA REG. NO. 6959-92**

**EPA EST. NO. 6959SC-1**

**MANUFACTURED BY:**

**CESSCO INC.**

**3609A RIVER ROAD  
JOHNS ISLAND, SC 29455**

**1-800-476-3666**

**DIRECTIONS FOR USE**

It is a violation of Federal law to use this product in a manner inconsistent with its labeling.

**Wear Goggles or Safety Glasses and Chemical Resistant Gloves when attaching probe and during application of this product.**

**SHAKE WELL BEFORE USING**

**For Treatment of Fire Ants: To treat mounds, use soil injector probe.**

**Attach injector probe firmly on can before spraying.**

**Before inserting probe into mound, hold probe about 1 inch above mound and begin spraying as you insert the probe into mound, and continue spraying for entire mound treatment.**

**To maximize spray distribution, insert injector probe into the mound full length if possible. Inject the mound at 3-6 sites at a rate of 5-10 seconds spray per site.**

**For very large mounds (over 35 inches in diameter), increase the number of injection sites. Space injection sites in a circular pattern on the mound surface with one site in the center.**

**To quiet active ants on mound surface, sweep surface with spray from a distance of 18 inches.**

**For best results, apply in cool weather or in the early morning or late evening hours. Treat new mounds as they appear.**

**NOTICE: Buyer assumes all responsibility for safety and use not in accordance with directions.**