



U.S. ENVIRONMENTAL PROTECTION AGENCY

Office of Pesticide Programs
Antimicrobials Division (7510P)
1200 Pennsylvania Ave., N.W.
Washington, D.C. 20460

EPA Reg. Number:

6836-529

Date of Issuance:

7/22/25

NOTICE OF PESTICIDE:

☒ Registration
☐ Reregistration
(under FIFRA, as amended)

Term of Issuance:

Conditional

Name of Pesticide Product:

Jade Wipes

Name and Address of Registrant (include ZIP Code):

Jennifer DePietro
Sr. Regulatory Assurance Specialist
Arxada, LLC
Electronic Transmittal: jennifer.depietro@arxada.com

Note: Changes in labeling differing in substance from that accepted in connection with this registration must be submitted to and accepted by the Antimicrobials Division prior to use of the label in commerce. In any correspondence on this product always refer to the above EPA registration number.

On the basis of information furnished by the registrant, the above named pesticide is hereby registered under the Federal Insecticide, Fungicide and Rodenticide Act (FIFRA).

Registration is in no way to be construed as an endorsement or recommendation of this product by the Agency. In order to protect health and the environment, the Administrator, on his motion, may at any time suspend or cancel the registration of a pesticide in accordance with the Act. The acceptance of any name in connection with the registration of a product under this Act is not to be construed as giving the registrant a right to exclusive use of the name or to its use if it has been covered by others.

This product is conditionally registered in accordance with FIFRA section 3(c)(7)(A). You must comply with the following conditions:

1. Submit and/or cite all data required for registration/reregistration/registration review of your product under FIFRA when the Agency requires all registrants of similar products to submit such data.

Signature of Approving Official:

Steven Snyderman, Product Manager 33
Regulatory Management Branch II
Antimicrobials Division (7510M)

Date:

7/22/25

2. You are required to comply with the data requirements described in the DCI Order identified below:

- a. Hydrogen Peroxide GDCI-000595-1127

You must comply with all of the data requirements within the established deadlines. If you have questions about the Generic DCI listed above, you may contact the Reevaluation Team Leader (Team 36): <https://www.epa.gov/pesticide-contacts/contacts-office-pesticide-programs-antimicrobials-division#rb>

3. Make the following label changes before you release the product for shipment:
 - Revise the EPA Registration Number to read, "EPA Reg. No. 6836-529."
4. Submit one copy of the final printed label for the record before you release the product for shipment.

Should you wish to add/retain a reference to the company's website on your label, then please be aware that the website becomes labeling under FIFRA and is subject to review by the Agency. See FIFRA section 2(p)(2). If the website is false or misleading, the product would be misbranded and unlawful to sell or distribute under FIFRA section 12(a)(1)(E). 40 CFR 156.10(a)(5) lists examples of statements EPA may consider false or misleading. In addition, regardless of whether a website is referenced on your product's label, claims made on the website may not substantially differ from those claims approved through the registration process, FIFRA section 12(a)(1)(B). Therefore, should the Agency find or if it is brought to our attention that a website contains false or misleading statements or claims substantially differing from the EPA approved registration, the website will be referred to the EPA's Office of Enforcement and Assurance.

If you fail to satisfy these data requirements, EPA will consider appropriate regulatory action including, among other things, cancellation under FIFRA section 6(e). Your release for shipment of the product constitutes acceptance of these conditions. A stamped copy of the label is enclosed for your records. Please also note that the record for this product currently contains the following CSFs:

- Basic CSF dated 03/20/2024
- Alternate CSF 1 – 14 dated 03/20/2025

If you have any questions, please contact Srinivas Gowda by phone at 202-565-0078, or via email at srinivas.gowda@epa.gov.

Enclosure: Stamped Label

Note: Bracketed information is denoted as: [optional text], {*informational purposes*}, (insert as noted), <<must choose the appropriate “or” option>>
The term “this product” used throughout this document may be replaced with the marketed product brand name.
To use the term “germ” the product must be efficacious against all 3 of the major classes of organisms.
The term “X” is a place holder for a number between 0 to 100.
The term “Y” is a place holder for a character A – Z.

Jade Wipes

Active ingredient:

Hydrogen peroxide.....4.2%

Other ingredients:.....95.8%

Total.....100.0%

KEEP OUT OF REACH OF CHILDREN

CAUTION [PRECAUCIÓN]

[See [left] [side] [right] [back] panel for Precautionary Statements]

EPA Reg. No. 6836-XXX

EPA Est. No. 6836-NJ-1

6836-PA-1

XXXX-YY-X {*Note to reviewer: The term ‘X’ is a place holder for a number between 1 to 99. The term “Y” is a place holder for a character A – Z.*}

Net Contents: (insert #) [premoistened] [towelettes] [wipes] [disinfecting] [antibacterial] [cleaning] [wet] [multi-purpose] [touch- up] [pre-moistened cloths] [sheets]

[Net Contents:] [X oz.] [X lb. X oz.] [X g]

[Wipe Dimensions:] [X” x X”] [X x X [inches] [in.]] [X cm x X cm]

[DOT Symbols]

[Country of origin (insert country)]

[Manufactured in (insert country)]

Manufactured by:

Arxada, LLC

412 Mount Kemble Avenue

Suite 200S

Morristown, NJ 07960



[Do not flush] [wipe] [down toilet]

ACCEPTED

07/22/2025

Under the Federal Insecticide, Fungicide
and Rodenticide Act as amended, for the
pesticide registered under
EPA Reg. No. 6836-529

Jade Wipes

EPA Reg. No. 6836-LEO

Submission date: 2025-03-20 (Revised 2025-04-24)

Page 1 of 26

Note: Bracketed information is denoted as: [optional text], {*informational purposes*}, (insert as noted), <<must choose the appropriate “or” option>>

The term “this product” used throughout this document may be replaced with the marketed product brand name.

To use the term “germ” the product must be efficacious against all 3 of the major classes of organisms.

The term “X” is a place holder for a number between 0 to 100.

The term “Y” is a place holder for a character A – Z.

Si usted no entiende la etiqueta, busque a alguien para que se la explique a usted en detalle. (If you do not understand the label, find someone to explain it to you in detail.)

PRECAUTIONARY STATEMENTS

HAZARDS TO HUMANS AND DOMESTIC ANIMALS

CAUTION. Causes moderate eye irritation. Avoid contact with eyes or clothing. Wash thoroughly with soap and water after handling and before eating, drinking, chewing gum, using tobacco, or using the toilet.

FIRST AID

IF IN EYES: Hold eye open and rinse slowly and gently with water for 15-20 minutes. Remove contact lenses, if present, after the first 5 minutes, then continue rinsing eye. Call a poison control center or doctor for treatment advice. Have the product container or label with you when calling a poison control center or doctor, or going for treatment. For general information on product use, etc., call the National Pesticides Information Center at 1-800-858-7378. You may also contact the poison control center at 1-800-222-1222 for emergency medical treatment information.

PHYSICAL AND CHEMICAL HAZARDS

Do not use with or store near any oxidizing or reducing agents.

Note: Bracketed information is denoted as: [optional text], {informational purposes}, (insert as noted), <<must choose the appropriate “or” option>>

The term “this product” used throughout this document may be replaced with the marketed product brand name.

To use the term “germ” the product must be efficacious against all 3 of the major classes of organisms.

The term “X” is a place holder for a number between 0 to 100.

The term “Y” is a place holder for a character A – Z.

{Note to reviewer: The following formatting notes are applicable for all claims: (1) Optional marketing claims may appear on either the front or back panel. (2) Capitalization, plurals, or singular, bold and italics are all variable. (3) The word “and” and symbol “&” can be used interchangeably. (4) The terms “Wipe[s]”, “Towel[s]”, “Towelette[s]” and “Cloth[s]” can be used interchangeably throughout except for the product primary brand name which can be only changed by notification or amendment. (5) All designators (i.e. asterisks and numbers) used throughout the label may be interchanged as needed on final printed label. (6) A footnote can be used to list organisms. (7) Bacteria and virus can be separated into footnotes if desired. (8) When organisms are listed next to a claim, the organism name will either be included in the FIFRA claim or the Qualifier statement. (9) Data demonstrating this product kills 99.9% of Pseudomonas aeruginosa and Staphylococcus aureus on hard, non-porous surfaces in 1 minute can also be used to support a contact time of 2 minutes. (10) When “destroys” or “eliminates” is used in a claim, 99.9% must be included in either the claim or the qualifier.}

{Note to reviewer: The following claims containing “New” may only be used for a period of six months after EPA’s approval of a revised or alternate formula, beginning when the product is first sold or distributed.}

- [Introducing] [New][!]
- New, <<1 minute {or} 60 second {or} 2 minute>> disinfection<<[1] {or} [2]>>
- New with <<1 minute {or} 60 second {or} 2 minute>><<[1] {or} [2]>> contact times[!]
- New sporicidal<<[7] {or} [15]>> disinfectant<<[1] {or} [2]>>

CLEANING CLAIMS:

- Cleaning Power of Hydrogen Peroxide
- Cleans everyday messes
- Cleans (insert one or more soils from Soils table) (insert one or more Area of Use) (insert one or more Types of Surfaces)
- Clean[s] more surfaces [with just [one] [a] [wipe] [touch]]
- Cleans with oxidizing power of hydrogen peroxide
- Cleans [tough] (insert one or more soils from Soils table) [fast]
- Cleans with [minimal] [virtually no] residue
- Cuts through [tough] (insert one or more soils from Soils table).
- [Designed] [For daily use] [Use for [daily] [discharge] cleaning] [in (insert one or more Area of Use)]
- [Dual action] [Dual-purpose] wipe. Scrubs and wipes away messes.
- [Effective] Cleaner [for (insert one or more soils from Soils table) (insert one or more Area of Use) (insert one or more Types of Surfaces)]
- [For] Daily cleaning
- [For] [deep] scrubbing plus surface cleaning
- For non-scratch cleaning of (insert one or more Types of Surfaces)
- For terminal cleaning in hospitals
- For when a regular [wipe] [cloth] [just] can’t get the job done
- Formulated with Powered by HYGEN™ for effective cleaning
- [Great] [for] <<[Cleans] [cleaning] [up]>> (insert one or more soils from Soils table) (insert one or more Area of Use) (insert one or more Types of Surfaces)
- [Great] For [multi-purpose] [everyday] [daily] cleaning
- [Use to] Make[s] cleaning easier
- Powerful to clean (insert one or more soils from Soils table) (insert one or more Area of Use) (insert one or more Types of Surfaces)

Note: Bracketed information is denoted as: [optional text], {*informational purposes*}, (insert as noted), <<must choose the appropriate “or” option>>

The term “this product” used throughout this document may be replaced with the marketed product brand name.

To use the term “germ” the product must be efficacious against all 3 of the major classes of organisms.

The term “X” is a place holder for a number between 0 to 100.

The term “Y” is a place holder for a character A – Z.

CLEANING CLAIMS (cont):

- [This product] [(insert product name)] removes (insert one or more soils from Soils table) [and other common soils] found in (insert one or more Area of Use)
- [Uses] [Harnesses] the cleaning power of hydrogen peroxide
- Will not leave (insert one or more soils from Soils table)
- Works on [large] [small] spills

ALLERGEN CLAIMS:

- Allergen control
- Controls allergens [all around your home]
- Controls common household allergens
- Reduces the following allergens[:] (insert one or more allergens from Allergens table)]
- Take control over allergens [including (insert one or more allergens from Allergens table)] [in your home] with (this product)
- (This product) Removes [X% of] the following allergens[:] (insert one or more allergens from Allergens table)
- Use (this product) on surfaces where (insert one or more allergens from Allergens table) may be a concern

ODOR ELIMINATION CLAIMS:

- Clean and deodorize surfaces in (insert one or more Area of Use) [and other places] where bacterial growth can cause malodors.
- [Controls] [Eliminates] [99.9% of] odor-causing bacteria
- Deodorize[s] [hard, non-porous surfaces] [by killing [microorganisms that cause offensive odors] [odor-causing bacteria].]
- [Eliminates] [99.9%][Neutralizes] odors [and freshens]
- Eliminates [99.9%] of odors [caused by] [bacteria] [and] [mold]
- Eliminates [99.9%] odors [on] [in] (insert one or more Types of Surfaces)
- Kills odor-causing bacteria
- Neutralizes odors [doesn't [just] mask them]
- [This product] [(insert product name)] eliminates odors leaving surfaces smelling clean and fresh.
- Quickly [eliminates] [99.9% of] [removes] odors

FRAGRANCE CLAIMS:

- Available in (insert one or more fragrance descriptors from table below)
- Does not contain fragrance[s] {*Note to reviewer: This claim can only be included on the label when a formula with no fragrance is used.*}
- [No] Fragrance [Added] [Free] {*Note to reviewer: This claim can only be included on the label when a formula with no fragrance is used.*}
- Leaves a (insert one or more fragrance descriptors from table below) scent
- [With a] (insert one or more fragrance descriptors from table below) fragrance

Fragrance Descriptors

{*Note to reviewer: The following can be used in any order as a fragrance descriptor:*}

[Clean] [Forest] [Fresh] [Freshcut] [Hint of] [Light] [Original] [Pine] [Pleasant] [Refreshing] [Scent]
[Simple] [Ultimate] [Woodland] [Woody]

Note: Bracketed information is denoted as: [optional text], {informational purposes}, (insert as noted), <<must choose the appropriate “or” option>>

The term “this product” used throughout this document may be replaced with the marketed product brand name.

To use the term “germ” the product must be efficacious against all 3 of the major classes of organisms.

The term “X” is a place holder for a number between 0 to 100.

The term “Y” is a place holder for a character A – Z.

DISINFECTION CLAIMS:

- [2 in 1][:] Cleans [and]& disinfests<<[1] {or} [2]>> [in [1 minute][60 seconds] [2 minutes]]
- [3 in 1][:] Cleans [,][and]& disinfests<<[1] {or} [2]>> [and] [deodorizes] [with [the use of] Hydrogen Peroxide]
- [2 minute] fungicidal³
- [4] [Four min[ute]] contact time for [Clostridioides difficile {or} C. difficile {or} C. diff.]<<[7] {or} [15]>> [spores]
- [1 minute][60 second] [2 minute] [hospital] disinfection<<[1] {or} [2]>> [contact time]
- [99.9%] [3 [three] log] reduction for [SARS-CoV-2] [the COVID-19 virus]⁴
- [99.999%] [5 [five] log] reduction for <<Candida auris {or} C. auris>>³
- [99.9999%] [6 [six] log] reduction for <<Clostridioides difficile {or} C. difficile {or} C. diff>><<[7] {or} [15]>> [spores]
- A disinfectant<<[1] {or} [2]>> [wipe] [cloth] for use [in] [on] [the] [your] (insert one or more Area of Use) (insert one or more Types of Surfaces)
- [A] one-step cleaner [and] [&] disinfectant<<[1] {or} [2]>> {Note to reviewer: One-step claims require pre-clean language be included in the “To Disinfect” Directions for Use.}
- [Antimicrobial][Disinfests<<[1] {or} [2]>>
- [Clean and] disinfect<<[1] {or} [2]>> [commonly touched] [household] surfaces [including (insert one or more Types of Surfaces)]
- Clean and disinfect<<[1] {or} [2]>> in one-step {Note to reviewer: One-step claims require pre-clean language be included in the “To Disinfect” Directions for Use.}
- Cleans and [Kills] [Destroys] [Eliminates] [99.9% of] germs¹
- Convenient [1 minute][60 second] [2 minute] [hospital] disinfection<<[1] {or} [2]>>
- Daily use disinfectant<<[1] {or} [2]>> product that [also] kills <<Candida auris {or} C. auris>>³
- Daily use disinfectant<<[1] {or} [2]>> product that [also] kills <<Clostridioides difficile {or} C. difficile {or} C. diff.>><<[7] {or} [15]>>
- Daily use disinfectant¹ product that kills germs [including [(insert one or more pathogens from the Organism table)]]
- Daily use product with <<Clostridioides difficile {or} C. difficile {or} C. diff.>><<[7] {or} [15]>> [disinfectant] [and] [sporicidal] efficacy which allows for product standardization [, reducing cleaning complexity] [, reducing the number of products needed] [, eliminating the need for a separate Clostridioides difficile disinfectant] [, eliminating the need for a separate sporicidal disinfectant]
- Designed for killing <<Clostridioides difficile {or} C. difficile {or} C. diff.>><<[7] {or} [15]>> [spores] on surfaces in hospitals [and (insert one or more Area of Use)]
- Disinfect<<[1] {or} [2]>> [Your] (insert one or more Area of Use) (insert one or more Types of Surfaces) [Daily] [Everyday]
- Disinfests <<Clostridioides difficile {or} C. difficile {or} C. diff.>><<[7] {or} [15]>> spore-laden surfaces
- Disinfests<<[1] {or} [2]>> surfaces including killing [99.9%] [SARS-Related Coronavirus 2] [SARS-CoV-2]⁴ [USA-WA1/2020] [in [1 minute][60 seconds] [2 minutes]]
- Disinfests¹ surfaces including killing germs[:.] [(insert one or more pathogens from the Organism table)]
- Each pre-moistened [disposable] [wipe] [cloth] [towelette] cleans, deodorizes and kills [99.9% of] [bacteria²] [including] [(insert one or more bacteria from the Organism table)] [in] [on] [(insert one or more Area of Use) (insert one or more Types of Surfaces)]

Note: Bracketed information is denoted as: [optional text], {informational purposes}, (insert as noted), <<must choose the appropriate “or” option>>

The term “this product” used throughout this document may be replaced with the marketed product brand name.

To use the term “germ” the product must be efficacious against all 3 of the major classes of organisms.

The term “X” is a place holder for a number between 0 to 100.

The term “Y” is a place holder for a character A – Z.

DISINFECTION CLAIMS (cont):

- [Effective] [For daily use] against <<Clostridioides difficile {or} C. difficile {or} C. diff.>><<[7] {or} [15]>> [spores]
- [Effective against] [Kills] [Inactivates] <<Candida auris {or} C. auris>>³ [in 2 minutes]
- Effective against [(insert one or more pathogens from the Organism table)] [and <<Clostridioides difficile {or} C. difficile {or} C. diff.>><<[7] {or} [15]>> spores]
- [Effective against] [Kills] X number of [pathogens] [organisms]
- [Effective against] [Kills] [99.9%] [SARS-CoV-2] [the COVID-19 virus]⁴ [in [1 minute][60 seconds] [2 minutes]]
- [Effective against] [Kills] [Proven to kill] the [coronavirus] [virus]⁴ that causes COVID-19 [in [1 minute][60 seconds] [2 minutes]]
- Effective against the bloodborne pathogens⁵
- Effective against [bacteria¹] [and] [viruses¹] [and] [fungus³][:] [(insert one or more pathogens from the Organism table)]
- For terminal cleaning
- Formulated to kill <<Clostridioides difficile {or} C. difficile {or} C. diff.>><<[7] {or} [15]>> [spores] [and] [(insert one or more pathogens from the Organism table)]
- Fungicidal³ [disposable wipes] [in 2 minutes]
- Germ¹ killing formula
- Germicidal¹ [disposable wipes]
- [Germicidal¹] [,][and][&] [Bactericidal¹] [,][and][&] [Virucidal¹] [,][and][&] [Fungicidal³] [,][and][&] [Sporicidal<<[7] {or} [15]>>] [,][and][&] [Tuberculocidal⁸]
- Hospital use [disinfectant<<[1] {or} [2]>>]
- Hydrogen peroxide [disinfectant<<[1] {or} [2]>> with sporicidal<<[7] {or} [15]>> activity] [formulation] [wipe] [RTU] [formula]
- Hydrogen Peroxide formulation effective against <<Clostridioides difficile {or} C. difficile {or} C. diff.>><<[7] {or} [15]>> [in 4 min[utes]]
- (insert one or more Area of Use) (insert one or more Types of Surfaces) disinfectant<<[1] {or} [2]>> cleaner
- [(insert one or more Area of Use)] disinfectant<<[1] {or} [2]>> wipes
- [is] virucidal¹ in [1 minute][60 seconds] [2 minutes]
- Kills [99.9% of] Cold & Flu Viruses⁶
- Kills [99.9% of] [bacteria] [and] [viruses¹] [and] [fungus³][:] [(insert one or more pathogens from the Organism table)]
- Kills [99.9% of] germs[::] [(insert one or more pathogens from the Organism table)]
- Kills[::] [99.9% of] antibiotic-resistant bacteria¹¹
- Kills a minimum of 99.999% of <<Candida auris {or} C. auris>>³
- Kill[s] [Destroys] [Eliminates] [99.9% of] Viruses¹ [in [1 minute][60 seconds] [2 minutes]][::] [(insert one or more viruses from the Organism table)]
- [Kills] [Destroys] [Eliminates] [99.9%] of germs¹
- [Kills] [Eliminates] [99.9%] [SARS-Related Coronavirus] [SARS-CoV-2]⁴ [USA-WA1/2020] [causative agent of COVID-19] [the virus that causes COVID-19]
- [Kills] [Eliminates] [Removes] [Destroys] [99.9%] of Trichophyton interdigitale³ [athlete’s foot fungus]
- [Kills] [Effective against] [the] cold [and] [flu] virus[es]⁶
- Kills [even] [Effective against] antibiotic resistant bacteria¹¹
- [Kills] [Is effective against] [99.9999%] <<Clostridioides difficile {or} C. difficile {or} C. diff.>><<[7] {or} [15]>> [spores] [in 4 min[utes] [, in the presence of [[3] [three] part soil] [soil] [load]]] [on hard, non-porous surfaces]

Note: Bracketed information is denoted as: [optional text], {informational purposes}, (insert as noted), <<must choose the appropriate “or” option>>

The term “this product” used throughout this document may be replaced with the marketed product brand name.

To use the term “germ” the product must be efficacious against all 3 of the major classes of organisms.

The term “X” is a place holder for a number between 0 to 100.

The term “Y” is a place holder for a character A – Z.

DISINFECTION CLAIMS (cont):

- Kill[s] germs¹ [to reduce cross-contamination between treated surfaces]
- Kills viruses¹ [all over] [in] [on] [your] [home] [house] (insert one or more Area of Use) (insert one or more Types of Surfaces)
- [Kills] [Eliminates] [Removes] [Destroys] [99.9% of] [bacteria²] [including] [(insert one or more bacteria from the Organism table)] [on [pre-cleaned] environmental surfaces] [in [just] [1 minute][60 seconds] [2 minutes]]
- [Kills] [Eliminates] [Removes] [Destroys] [99.9% of] [Bacteria [and] [Viruses]¹ [and] [Fungus³] [on [pre-cleaned] environmental surfaces]
- [Kills] [Eliminates] [Removes] [Destroys] [99.9% of] Germs¹ [on [pre-cleaned] environmental surfaces]
- Kills Norovirus [in [just] [1 minute][60 seconds] [2 minutes]]
- May be used as part of a comprehensive approach to <<Clostridioides difficile {or} C. difficile {or} C. diff.>><<[7] {or} [15]>> spore control
- Meets surface disinfection recommendations under OSHA[’s] Bloodborne Pathogens [Guideline] [Standard]
- Multipurpose [, broad spectrum] [cleaner] disinfectant<<[1] {or} [2]>> for use in healthcare and other areas where control of cross-contamination is required, especially during outbreaks of <<Clostridioides difficile {or} C. difficile {or} C. diff.>><<[7] {or} [15]>> on treated surfaces
- Multi-surface disinfectant<<[1] {or} [2]>> cleaner
- Non-Bleach Sporicidal<<[7] {or} [15]>> [hospital disinfectant]
- One-step cleaning and disinfecting<<[1] {or} [2]>> [saves time] {Note to reviewer: One-step claims require pre-clean language be included in the “To Disinfect” Directions for Use.”}
- One-step disinfectant<<[1] {or} [2]>> cleaner designed for general cleaning and disinfecting hard, non-porous surfaces in [health care facilities] [(insert one or more Area of Use)] {Note to reviewer: One-step claims require pre-clean language be included in the “To Disinfect” Directions for Use.”}
- Premoistened wipe ensures proper strength and product effectiveness
- [Ready-to-use] hospital disinfectant<<[1] {or} [2]>>
- Ready-to-use [one-step] [cleaner] [and] disinfectant<<[1] {or} [2]>> {Note to reviewer: One-step claims require pre-clean language be included in the “To Disinfect” Directions for Use.”}
- Ready-to-use disinfectant<<[1] {or} [2]>> for [killing 99.9999% of] <<Clostridioides difficile {or} C. difficile {or} C. diff.>><<[7] {or} [15]>> [spores]
- Renders <<Clostridioides difficile {or} C. difficile {or} C. diff.>><<[7] {or} [15]>> spores inactive
- Sporicidal<<[7] {or} [15]>> [disposable wipes]
- [The] convenient way to disinfect
- [This product] [(insert product name)] [help[s]] [aid[s]] in the reduction of cross-contamination of [germs] [and] [bacteria]¹ [between treated surfaces]
- Tuberculocidal⁸ [in 2 minutes]
- Use [them] [this product] [in] [on] (insert one or more Area of Use) (insert one or more Types of Surfaces) [where [bacteria] [viruses] [germs]¹ may be a concern.]
- Virucidal¹ [disposable wipes]
- Wipe down commonly touched surfaces [in] [around] [the] (insert one or more Area of Use) [including (insert one or more Types of Surfaces)] to kill [99.9% of] [bacteria] [viruses] [germs]¹

Note: Bracketed information is denoted as: [optional text], {*informational purposes*}, (insert as noted), <<must choose the appropriate “or” option>>

The term “this product” used throughout this document may be replaced with the marketed product brand name.

To use the term “germ” the product must be efficacious against all 3 of the major classes of organisms.

The term “X” is a place holder for a number between 0 to 100.

The term “Y” is a place holder for a character A – Z.

USAGE AND FORMULATION CLAIMS:

- [A] hydrogen peroxide solution impregnated in a wiping cloth
- Appropriate for use on (insert one or more Types of Surfaces)
- [Are] pre-measured to have the recommended amount of germicidal solution[, wipe after wipe]
- [Bleach Free] [Non-bleach] [formula]
- Cleans and disinfects without alcohol
- Compatible with (insert one or more Types of Surfaces)
- Compatible with commonly used materials [in (insert one or more Area of Use)]
- Delivers the proper [dose] [concentration] [of liquid] with each application
- Disposable [single-use]
- Does not require [the hassle of] dispensing systems
- Easy on surfaces
- For [hospital] [healthcare] [institutional] [industrial] [facility-wide] use
- For use by [environmental services] [EVS]
- For use by clinical [nursing] staff
- For use on hard, non-porous surfaces [located] in [the] [your] (insert one or more Area of Use)
- [Formulated with] patent[ed] [pending] [hydrogen peroxide technology]
- [Fragrance Free Formula] [Unscented] [No fragrance added] {*for formulation without fragrance only*}
- [Great] [Perfect] For [frequent] [everyday] [daily] [use] [in] [on] [under] (insert one or more Area of Use) (insert one or more Types of Surfaces) [and] [throughout] [all over] [the] [home] [house]
- Great for on the go[!]
- Handles daily clean-ups with no need for additional sprays, sponges or buckets
- [Hydrogen Peroxide] [H2O2] formulation
- [Leaves no] [Does not leave] <<[dull] [sticky] [unsightly]>> residue[s].
- Leaves surfaces virtually streak-free
- Low [Visible] Residue
- [Low-Streak] [Low-Film] [No-Film] [Clear-Drying] Formula
- No measuring
- [No] [extra] [PPE required] [:] [only gloves needed]
- [Non-streaking] [Non-scratching] formula
- [Ready-to-Use] Requires no mixing or measuring [and are ready-to-use]
- Safe for [use on] most surfaces
- Shelf-stable formula
- No [mixing] [or] [measuring] required. Prevents [mixing][measuring][dilution] errors.
- No sponges, no rags, no mess
- [Note:] This product is compatible with (insert one or more Types of Surfaces).
- [This product] [(insert product name)] [is] [approved] [suitable] for [everyday] use [in] [on] (insert one or more Area of Use) (insert one or more Types of Surfaces)

Note: Bracketed information is denoted as: [optional text], {*informational purposes*}, (insert as noted), <<must choose the appropriate “or” option>>

The term “this product” used throughout this document may be replaced with the marketed product brand name.

To use the term “germ” the product must be efficacious against all 3 of the major classes of organisms.

The term “X” is a place holder for a number between 0 to 100.

The term “Y” is a place holder for a character A – Z.

USAGE AND FORMULATION CLAIMS (cont):

- [This product] [(insert product name)] [is] [designed] for [daily] [use] [cleaning] [disinfecting] [on] [of] the following [medical] hard, non-porous, non-food contact inanimate [environmental] surface[s] [materials] (insert one or more Types of Surfaces):]
- [This product] [(insert product name)] [is] a hydrogen peroxide pre-saturated wipe
- Where to use: (insert one or more Area of Use) (insert one or more Types of Surfaces)
- Will not harm most surfaces

SUBSTRATE CLAIMS:

- 2 Sides [1 for Scrubbing, 1 for Wiping]
- 2 Sides: one traps and locks, one wipes
- 2 Sides: one for [daily] [everyday] touch-ups; one for [tougher] [sticky] messes
- 2 Sides: one for wiping; one for scrubbing
- Cleans and (picks up) (traps) (locks) (insert one or more allergens from Allergens table) (insert one or more soils from Soils table) [on (insert one or more Types of Surfaces)]
- Dual Sided: For Quick Touch[-]Ups AND Textured for Tough Messes
- [Dual-Sided] [Two-Sided] [2-Sided] [Wipe]: Textured [side] for [stubborn] [baked on] [tough] messes, smooth [side] for [shiny surfaces] [touch-ups]
- [Durable] [and] [super] absorbent
- [Durable][,] [low-lint wipe] designed for sensitive equipment surfaces
- [Great] [Designed] [Built] for tough [messes] [cleaning]
- Low lint[ing] [wipe]
- Scrubbing [fibers] [side] for tough messes
- Scrubs [like a sponge]
- Scrub[s] without scratching
- [Strong] [durable] [thick] [tough] wipe [for [excellent] [effective] cleaning]
- Strong enough to clean your [entire] (insert one or more Area of Use) with [less] [fewer] wipes
- Tackle [large] [big] [tough] cleaning [jobs] [messes] with just 1 wipe
- Textured wipe [for effective cleaning]
- Tough on (insert one or more soils from Soils table)
- Tough on messes, gentle on [surfaces] [including: (insert one or more Types of Surfaces)]
- [Uniquely] textured [to pick up] [more] [(insert one or more allergens from Allergens table)] [(insert one or more soils from Soils table)]

PACKAGING CLAIMS:

- [Better] [Breakthrough] [package] [dispensing]
- [Convenient] [Hassle-free] [One-hand] dispensing
- Dispenses better
- Dispenses Like A Tissue[,], [Tough] [Cleans] [Like] [A] [Cloth] [Towel]
- [Easier] [Easy] [Convenient] [Great] [dispensing] [dispense] [glide] [lid] [closure] [cap] [package]
- Easy dispensing [and] [tough texture] [for the ultimate wipes experience]
- Easy [EZ] [dispenser] [start]
- [Easy] [EZ] to [use] [open] [thread] [access] [lid] [dispense]
- [Easy-glide] [EZ] dispensing [top] [lid]
- [Eco-shaped] [Energy Efficient] Canister
- Fewer rips, bunches, and snags

Note: Bracketed information is denoted as: [optional text], {*informational purposes*}, (insert as noted), <<must choose the appropriate “or” option>>

The term “this product” used throughout this document may be replaced with the marketed product brand name.

To use the term “germ” the product must be efficacious against all 3 of the major classes of organisms.

The term “X” is a place holder for a number between 0 to 100.

The term “Y” is a place holder for a character A – Z.

PACKAGING CLAIMS (cont):

- [Just like a tissue box] [Tissue box dispensing]
- Leak resistant lid
- No [more] [pinched fingers] [rips] [tears]
- One at a time [dispensing, like a tissue box]
- One wipe at a time dispensing
- Only use approved refill packs
- Package breakthrough
- Pop [up] [and] [go] [clean]
- Portable
- Recyclable [packaging] [package]
- [Specially designed package that] [easily] dispenses one wipe at a time
- Zip Strip
- Zipper Bag

{Note to reviewer: The following packaging claims may only be used if the supplemental registrant has documentation to support these claims.}

- X% [Post-Consumer Recycled] [PCR] [Plastics] [Canisters]
- Canister contains X% post-consumer recycled plastic
- Converted with [X%] wind energy
- Less [Oil Consumption] [and][,] [Landfill Waste] [and][,] [Production Energy] [and] [Freight Energy]
- [Made with] X% less plastic [than similar size containers][than previous[ly] used container[s]]
- Package contains X% [post-consumer waste] [recycled materials]
- [Packaged] [Produced] with X% [wind] [solar] energy
- [The] [This] product was [manufactured] [produced] with [X%] [Wind] [Solar] Energy

VALUE CLAIMS:

- X Free [Wipes] [Cloths]
- [X] [Multi] [Pack] [Canister] [Package]
- X [canisters] [containers] with X refill[s] [pouches]
- [X] [Wipes] [Cloths] for the price of [X][!]
- X Refills
- [2] [Two] [1] [One] For You [1] [One] For School
- 2 [for] [in] 1 Pack [!]
- Also available in the X [count] [value] size
- [Assorted] [Combo] [Mixed] [Special] [Variety] [Multiple] [Multi] [Bundle] [Pack]
- [Bonus] [Amazing] [Economy] [Great] [Jumbo] [Larger] [Mega] [Portable] [Super] [To Go] [Travel] [Trial] [Value] [Size] [Pack] [Tub]
- [Refill] [Size] [Range] [Pack] [Package]
- Bonus Pack X% [More] [Wipes] [Cloths]!
- [Bonus][X%][Free]
- [Bonus Pack] [With] [Free Canister] [Free Package] [Free Pouch]
- Buy X Get X Free!
- Clean more messes with our largest value pack
- Compact size [fits anywhere] [and] [easy to store]
- [Convenient] [Value] size
- [Extra] [Large] [size] [wipes] [great] [perfect] for large cleaning jobs!

Note: Bracketed information is denoted as: [optional text], {*informational purposes*}, (insert as noted), <<must choose the appropriate “or” option>>

The term “this product” used throughout this document may be replaced with the marketed product brand name.

To use the term “germ” the product must be efficacious against all 3 of the major classes of organisms.

The term “X” is a place holder for a number between 0 to 100.

The term “Y” is a place holder for a character A – Z.

VALUE CLAIMS (cont):

- Great for the [road] [travel] [travelling]
- Perfect for any room around [your] [the] [home] [such as]) (insert one or more Area of Use)
- [Small] [size] [wipes] [great] [perfect] for small [cleaning] jobs!
- [Special] [Spring Cleaning] [[Back to] School] [Value] [Variety] [Bonus] [Bundle] [Pack]

MISCELLANEOUS CLAIMS:

- Best if used by (insert date)
- [For information] [Call] (insert phone number)
- For full ingredient information please visit our website.
- For full ingredient information please call [Customer Service] [at] (insert phone number).
- If you are not completely satisfied with this product, return it for a refund or replacement.
- [Made] [Assembled] [Manufactured] in the [USA] [U.S.] [of] [with] [U.S] [domestic] [and] [imported] [global] [foreign] [parts] [[raw] materials] [components] [ingredients]
- [Made in [insert country]]
- Not for individual sale
- Not for [sale] [use] after (insert date)
- Quality Guaranteed [or your money back]
- [Questions] [Comments]?
- Ready to Use
- Save time with [this product or product name][!]
- Saves [time] [steps]
- This product contains no [phosphates or] phosphorous [compounds].
- Try our [other] [(insert branding/logo wording)] [family] of products
- Use by (insert date)

Note: Bracketed information is denoted as: [optional text], {informational purposes}, (insert as noted), <<must choose the appropriate “or” option>>
The term “this product” used throughout this document may be replaced with the marketed product brand name.
To use the term “germ” the product must be efficacious against all 3 of the major classes of organisms.
The term “X” is a place holder for a number between 0 to 100.
The term “Y” is a place holder for a character A – Z.

[AREAS OF USE:]

{Note to reviewer: Each entry below also represents a graphic depicting the corresponding area of use. The graphics will only represent individual objects or outsides or insides of buildings as described below. No people, animal or food will be depicted in graphics.}

Academic facilities	[Campers] [Mobile homes] [RVs]	[Faculty] Break rooms
Activity centers	Cars	Fast food [chains] [restaurants]
Acute care facilities	CAT lab[oratorie]s	[Feeding] [Watering] equipment
Airplanes	Catering facilities	Fire trucks
Airports	Catteries	Fire fighting equipment
[Ambulances] [Emergency [Medical Transport] Vehicles]	Central service areas	Food [service] [processing] establishments
Ambulatory care centers	Central supply [rooms] [areas]	Food preparation and processing areas
A[mbulatory] S[urgical] C[enter]s	Children's rooms	Food serving areas
Anesthesia [rooms] [areas]	Churches	[Front of] Restaurants
[Animal] [Pet] Grooming facilities	Classrooms	Funeral homes
Animal hospitals	Clinics	Grocery stores
[Animal] [Pet] [housing] [boarding] [kennels] [facilities]	[Commercial] [Institutional] Kitchens	Guest [facilities] [rooms]
Animal holding areas	Convention centers	Gym[nasium]s
Animal [life science] laboratories	Correctional facilities	Hallways
Animal transportation vehicles	C[ritical] C[are] U[nit]s	Health care [settings] [facilities]
[Assisted living] [Full care] Nursing homes	[Cruise] ships	Health club[s] [facilities]
Athletic facilities	Cubicles	Homes
Auditoriums	Daycare[s] [centers]	Hospices
Baby's room	Deli[catessen]s	Hospitals
Banquet halls	Dental offices	[Hospital] Kitchens
Barber shops	Dental operatories	Hospitality areas
Bars	Dialysis [Clinics] [Facilities]	[Hotels] [Motels] [Lodging establishments]
Basements	Dining halls	[Household] [Institutional] [kitchens] [bathrooms]
Bathrooms	[Doctor's] [Physician's] [Medical] offices	I[tensive] C[are] U[nit] [areas]
Beauty salons	Dorm rooms	Isolation areas
Blood banks	Emergency Departments [ED]	Laboratories
[Blood] [Plasma] [Semen] [Milk] [Apheresis] donation centers	E[mergency] R[oom]s	Laundromats
Breeding establishments	[Equine] [Dairy] farms	Laundry rooms
Business centers	Exam[ination] rooms	[Livestock] [Poultry] [Swine] [houses] [facilities]
Buses	Exercise rooms	Living areas
Cafeterias	Eye surgical centers	[Living] [Family] rooms
Camp sites	Factories	Lobbies

Note: Bracketed information is denoted as: [optional text], {*informational purposes*}, (insert as noted), <<must choose the appropriate “or” option>>
The term “this product” used throughout this document may be replaced with the marketed product brand name.
To use the term “germ” the product must be efficacious against all 3 of the major classes of organisms.
The term “X” is a place holder for a number between 0 to 100.
The term “Y” is a place holder for a character A – Z.

[AREAS OF USE (Cont.):]

Locker rooms	Police cars	Staff break rooms
[Long term] [Intermediate] care facilities	[Poultry] Dressing Plant[s]	Storage closets
Meeting rooms	Preschools	Student centers
Mortuaries	Psychiatric [hospitals] [facilities] [centers]	Study rooms
[Newborn] [Neonatal] [nurseries] [Intensive Care Units] [NICU]	Public [Care] Areas	Surgery rooms
Nurseries	Public [Facilities] [Restrooms]	Surgical centers
Nursing homes	[Radiology] [X-Ray] [rooms] [areas]	Subways
[Nursing] [Nurse’s] stations	Reception areas	Tattoo Parlors
Office [facilities] [buildings] [areas]	Recovery rooms	Taxis
O[perating] O[peratory] R[oom]s	Rehabilitation [centers] [facilities]	Theaters
Operatory suites	Residences	Training rooms
Ophthalmic offices	Resorts	Trains
[Other] Healthcare facilities	Respiratory therapy [rooms] [areas]	Transportation terminals
Orthopedic areas	Restaurants	Transport vehicles
Outpatient [Surgical Centers (OPSC)] [Clinics] [Facilities]	School kitchens	Urgent care centers
Patient [rooms] [areas]	Schools	[USDA inspected] food processing [facilities] [processing plants] [storage areas]
[Patient] Restrooms	Shopping centers	Veterinary [hospitals] [clinics] [facilities] [offices]
P[ediatric] I[ntensive] C[are] U[nit]s [PICU]	Shower rooms	Veterinary [waiting] [examination] rooms
Pet [areas] [quarters] [shops] [stores]	Sick rooms	Vivariums
Pharmacies	Skilled nursing facilities	Waiting [rooms] [areas]
Physical therapy [rooms] [areas]	Small animal facilities	Warehouses
Play [Areas] [and] [Rooms]	Sports stadiums	Weight rooms
Playground equipment	Stables	Zoos

Note: Bracketed information is denoted as: [optional text], {*informational purposes*}, (insert as noted), <<must choose the appropriate “or” option>>
The term “this product” used throughout this document may be replaced with the marketed product brand name.
To use the term “germ” the product must be efficacious against all 3 of the major classes of organisms.
The term “X” is a place holder for a number between 0 to 100.
The term “Y” is a place holder for a character A – Z.

[TYPES OF SURFACES:]

{Note to reviewer: Each entry below also represents a graphic depicting the corresponding type of surface. No people, animal or food will be depicted in graphics. Only exteriors of microwaves and refrigerators will be depicted. Toy graphics will be submitted to Agency for review.}

Air vent exteriors	[Crash] [Emergency] carts	Gym equipment
Amalgamators	[C-section] [Vaginal] delivery case carts	Hand[railings][rails]
Anesthesia [cart] [machines ⁹]	CT scanners	Hard, non-porous [hospital] [medical] surfaces
Apheresis machines ⁹	Defibrillators	Hard, non-porous edges of privacy curtains
Appliance exteriors	[Dental] [Dentist's] chairs	Headsets ⁹
Autoclave exteriors	Dental [curing lights] [[unit] instrument trays]	High Touch Surfaces ¹²
Bathroom [fixtures] [doorknobs] [sinks]	Desks	Highchairs
Bathtubs [Fiberglass]	Diagnostic equipment ⁹ [surfaces]	Infant incubators
Bedpans	Dialysis machines ⁹	Infusion pumps
Bed [frames] [rails]	Diaper changing [tables][counters]	[Instrument] [IV] [stands] [poles]
[Bedside] Commodes	Diaper pails	Isolettes
[Bedside] [Over-bed] Tables	Dish racks	Keyboards
Blood glucose monitors ⁹	Doorknobs	[Kitchen] [cupboards] [sinks]
B[lood] P[ressure] cuffs ¹²	Dopplers	Lab benches
B[lood] P[ressure] monitors ⁹	Drain boards	Laminate [flooring] [surfaces]
[Cabinet[s]] [Closet] [Handles]	Dressing carts	Lift equipment
Cages	Dryer exteriors	Light switches
Callboxes	Endodontic equipment	M[agnetic] R[esonance] I[maging] equipment ⁹
Car seat[s]	[Epidural] [Medication] cart[s]	Mammography equipment ⁹
Cardiac gym equipment	Equipment [surfaces] [tables]	[Mechanical] [power] seat [lift]
Chairs	[Exam[ing][ination]] [Medical] tables	Medical equipment
C[omputerized] A[xial] T[omography] equipment ⁹	Exercise equipment	[Medical] [Hospital] [lamps] [scales]
Charging Stations	Faucet[s] [handles]	Microscope
Circumcision tables	Fetal monitor carts	Microwave ovens - exteriors
Coated [mattresses] [pillows]	Finished floors	Mobile workstations
Cold tubs ¹⁰	Food cases	Mouse pads
Computer[s] [keyboards] [tables]	Food trays	[Neonatal] [Infant] warmers
Computer peripheral[s] [devices]	[Foot][Head]boards	Non-critical [hospital] [medical] equipment surfaces
[Counters] [Countertops]	Freezer exteriors	Non-porous mattresses
Cooler exteriors ¹⁰	[Garbage] [Trash] cans	Non-wooden outdoor [patio] furniture except cushions and wood frames
Cribs	Glucometers ⁹	Nurse Call [Button] [Devices]
Crutches	Gurneys	O[perating] R[oom] tables and lights

Note: Bracketed information is denoted as: [optional text], {*informational purposes*}, (insert as noted), <<must choose the appropriate “or” option>>
The term “this product” used throughout this document may be replaced with the marketed product brand name.
To use the term “germ” the product must be efficacious against all 3 of the major classes of organisms.
The term “X” is a place holder for a number between 0 to 100.
The term “Y” is a place holder for a character A – Z.

[TYPES OF SURFACES (Cont):]

Ophthalmoscopes	Shower[s] [fixtures] [stalls]	Wheelchairs
Otoscopes	Side Rails	Work benches
Oven exteriors	Sinks	Workstations on Wheels [WOW]
Paddles	Slit Lamps	X-ray equipment ⁹
Patient bed area	Spine back boards	[[Animal] [Veterinary] items] [:]
Patient lift equipment	Stands	Animal [equipment] [crates]
Patient monitoring equipment ⁹	Stethoscopes	Automatic feeders
Patient slides	Stools	Buckets
Patient support and delivery equipment ⁹	[Stove ¹⁰][Stovetop ¹⁰] exteriors	Brushes
Phlebotomy Trays	Stretchers	Cages
Phone Cradle ⁹	Support Bars	Counters
P[hysical] T[herapy] equipment	Syringe infusion pumps	Desks
[Picnic] Tables	Tanning beds	Equipment surfaces
Pipe Exteriors	Telemetry [equipment] [unit] [boxes] [and] [cables] [wires]]	Examination tables
Plastic [and vinyl] mattress covers	Tele[phones] ⁹	Exterior surfaces of [fountains] [watering appliances]
Playpens	Thermometers	Farm vehicles
Portable scale seat	Tiles, glazed	Feed racks ¹⁴
Probes	Toilet [seats] [handles] [fixtures]	Fencing
Pulp testers and motors ⁹	Toilet bowl exterior surfaces	Gates
[Power] cords	Towel dispensers	[Gathering] [Guiding] [Handling] equipment
Pulse oximeters ⁹	Toy boxes	Harnesses and leashes
PVC Tubing	Toys ¹³	[Pens] [Stalls]
Radiology equipment	Traction devices	Transportation crates
[Oxygen] hoods	Transport monitors	
Reception [counters] [desks]	Treadmills	
Refrigerators - exteriors	Troughs	
Remote controls	Tubs	
Rescue tools	[TV] Remote controls	
Respirators ⁹	Tympanic thermometers	
Respiratory therapy equipment ⁹	Ultra-sound [transducers] [and] [monitors] [equipment]	
Resuscitators	Urinal exteriors	
Scales	Ventilators	
Sealed floors	Walkers	
Seats	Walls	
Sequential compression devices	Wash Basins	
Shelves	Washing machine exteriors	
[Shopping] [Grocery store] [Supermarket] cart[s] [handles] [child seats]	Weight lifting surfaces	

Note: Bracketed information is denoted as: [optional text], {*informational purposes*}, (insert as noted), <<must choose the appropriate “or” option>>
The term “this product” used throughout this document may be replaced with the marketed product brand name.
To use the term “germ” the product must be efficacious against all 3 of the major classes of organisms.
The term “X” is a place holder for a number between 0 to 100.
The term “Y” is a place holder for a character A – Z.

[TYPES OF SURFACES (Cont):]

[Other hard, non-porous surfaces made of] [:]	Glazed enameled surfaces	Sealed granite
Acrylic	Glazed porcelain	Sealed marble
Chrome	Linoleum	Sealed quartz
Finished woodwork	Marlite	Sealed stone
Formica®	Metal	Stainless steel
Glass	Plastic [such as polystyrene or polypropylene]	Upholstery- vinyl and plastic
Glazed ceramic	Porcelain enamel	

[TYPES OF SOILS:]

Bacon fat	Everyday messes	Mud
Baked on cheese	Fecal matter	Oil
Bathtub rings	Fingerprints	Organic matter
Beverage stains	Food [residues] [spills] [stains]	Outdoor grime
Blood	Footprints	Pancake mix
Body oils	Gravy	Particles [residues]
[Build Up]	Grime	Peanut butter
[Built] Up]	Hair [spray] [gel]	Pencil
[[Burnt] [Dried] on] Food [stains]	[Hand] [Body] lotion	Pet [stains] [messes]
[Burnt on] [Kitchen] Grease	Hard Water [stain]	Rust
[Dried on] Stains	Heel [marks] [scuffs]	Shaving cream
[Dried on] Toothpaste	Honey	Smudges
Coffee [stains]	[Ink] [Pen] [marks]	Soap [Scum]
Common [soils] [stains]	Jelly	Sticky messes
Cooking splashes	Juice stains	Tea [stains]
Cosmetics	Laboratory stains	Tomato sauce
Crayon	Limescale	Tough soil[s]
Crumbs	Lint	Urine [stains]
Dead skin	Makeup	Wine [stains]
Dirt	Mold [and] [mildew] stains	

[ALLERGENS:]

[cat] [dog] [pet] [dander] [hair]	dust mite matter	residue from [burning materials] [fireplace soot] [cigarette smoke] [candles]
cockroach debris	dust mite particles	rodent feces
cockroach matter	hair	rodent saliva
cockroach particles	household surface dust	
dust mite debris	pollen [particles] [from timothy grass]	

Note: Bracketed information is denoted as: [optional text], {informational purposes}, (insert as noted), <<must choose the appropriate “or” option>>
The term “this product” used throughout this document may be replaced with the marketed product brand name.
To use the term “germ” the product must be efficacious against all 3 of the major classes of organisms.
The term “X” is a place holder for a number between 0 to 100.
The term “Y” is a place holder for a character A – Z.

[ORGANISMS:]

[Disinfection for hard, non-porous surfaces – bacteria, [1 minute][60 second] contact time; data also supports 2 minute contact time]	[Disinfection for hard, non-porous surfaces – viruses, [1 minute][60 second] contact time; data also supports 2 minute contact time]
<i>Enterobacter cloacae</i> NDM-1 [CDC 1000654]	Hepatitis B Virus [HBV] [Strain 9/1/15, Hepadnavirus Testing Inc.]
<i>Enterococcus faecalis</i> Vancomycin resistant [VRE] [ATCC 51575]	Hepatitis C Virus [HCV] [Strain NADL, ATCC VR-1422]
<i>Pseudomonas aeruginosa</i> [ATCC 15442]	Herpes Simplex Virus, Type 2 [Strain G, ATCC VR-734]
<i>Salmonella enterica</i> [ATCC 10708]	Human Adenovirus, Type 5 [Strain Adenoid 75, ATCC VR-5]
<i>Staphylococcus aureus</i> [ATCC 6538]	Human Immunodeficiency Virus [HIV] [type 1, Strain IIIB, ZeptoMetrix Corporation]
<i>Escherichia coli</i> [ATCC 11229]	Influenza A virus H3N2 [Influenza] [Influenza Virus] [Strain A/8/68, ATCC VR-544]
<i>Escherichia coli</i> O157:H7 [ATCC 35150]	Norovirus [Strain F9, ATCC VR-782]
<i>Escherichia coli</i> ESBL Producing [ATCC BAA-196]	Polio type 1 [Strain Chat, ATCC VR-1562]
<i>Klebsiella pneumoniae</i> [ATCC 4352]	Respiratory Syncytial Virus [RSV] [Strain Long, ATCC VR-26]
<i>Klebsiella pneumoniae</i> Carbapenem Resistant [CRE] [ATCC BAA-1705]	Rhinovirus type 37 [Strain 151-1, ATCC VR-1607]
<i>Klebsiella pneumoniae</i> ESBL Producing [ATCC 700603]	<<SARS-Related Coronavirus 2 {or} SARS-CoV-2>> [cause of COVID-19] [Strain Isolate 1/2020, BEI Resources NR-52281]
<i>Klebsiella pneumoniae</i> NDM-1 [CDC 1000527]	[Disinfection for hard, non-porous surfaces – animal viruses, [1 minute][60 second] contact time; data also supports 2 minute contact time]
<i>Staphylococcus aureus</i> Methicillin Resistant [MRSA] [ATCC 33592]	Feline Calicivirus [Strain F9, ATCC VR-782]
<i>Staphylococcus aureus</i> Vancomycin Resistant [VRSA] (NARSA VRS1)	[Sporicidal for hard, non-porous surfaces – 4 minute contact time]
<i>Staphylococcus aureus</i> Vancomycin Intermediate Resistant [VISA] (CDC HIP 5836)	<i>Clostridioides difficile</i> (strain tcdA-, tcdB+, ATCC 43598)
[Disinfection for hard, non-porous surfaces – fungi, [1 minute] [60 second] contact time; data also supports 2 minute contact time]	[Tuberculocidal for hard, non-porous surfaces – 2 minute contact time]
<i>Trichophyton interdigitale</i> [athlete’s foot fungus] [ATCC 9533]	<i>Mycobacterium Bovis</i>
[Disinfection for hard, non-porous surfaces – fungi, 2 minute contact time]	
<i>Candida auris</i> [AR-BANK#0385 from CDC]	

Note: Bracketed information is denoted as: [optional text], {*informational purposes*}, (insert as noted), <<must choose the appropriate “or” option>>

The term “this product” used throughout this document may be replaced with the marketed product brand name.

To use the term “germ” the product must be efficacious against all 3 of the major classes of organisms.

The term “X” is a place holder for a number between 0 to 100.

The term “Y” is a place holder for a character A – Z.

{Note to Reviewer: These statements for claims against small non-enveloped, large non-enveloped, and/or enveloped emerging viral pathogens shall not appear on marketed (final print) product labels.}

EMERGING VIRAL PATHOGEN CLAIMS

This product qualifies for emerging viral pathogen claims per the EPA’s ‘Guidance to Registrants: Process for Making Claims Against Emerging Viral Pathogens not on EPA-Registered Disinfectant Labels’ when used in accordance with the appropriate use directions indicated below.

This product meets the criteria to make claims against certain emerging viral pathogens from the following viral category[ies]:

- Enveloped viruses
- Large, non-enveloped viruses
- Small, non-enveloped viruses

<i>For an emerging viral pathogen that is a/an...</i>	<i>...follow the directions for use for the following organisms on the label:</i>
Enveloped virus	Feline Calicivirus / Norovirus Rhinovirus type 37
Large, non-enveloped viruses	Feline Calicivirus / Norovirus Rhinovirus type 37
Small, non-enveloped viruses	Feline Calicivirus / Norovirus Rhinovirus type 37

[This product] [(insert product name)] [have] [has] demonstrated effectiveness against viruses similar to [name of emerging virus] on hard, non-porous surfaces. Therefore, [this product] [(insert product name)] can be used against [name of emerging virus] when used in accordance with the directions for use against [Norovirus] [Rhinovirus type 37] on hard, non-porous surfaces. Refer to the [CDC or OIE] website at [pathogen-specific website address] for additional information.

{OR}

[Name of illness/outbreak] is caused by [name of emerging virus]. [This product] [(insert product name)] kills similar viruses and therefore can be used against [name of emerging virus] when used in accordance with the directions for use against [Norovirus] [Rhinovirus type 37] on hard, non-porous surfaces. Refer to the [CDC or OIE] website at [website address] for additional information.”

Note: Bracketed information is denoted as: [optional text], {*informational purposes*}, (insert as noted), <<must choose the appropriate “or” option>>

The term “this product” used throughout this document may be replaced with the marketed product brand name.

To use the term “germ” the product must be efficacious against all 3 of the major classes of organisms.

The term “X” is a place holder for a number between 0 to 100.

The term “Y” is a place holder for a character A – Z.

{Note to reviewer: All directions may be written in numbered form or in paragraph form. Not all these use directions will appear on the label.}

DIRECTIONS FOR USE:

It is a violation of Federal law to use this product in a manner inconsistent with its labeling.

{Note to reviewer: Representative graphic of wipe tub and/or hand pulling out wipe fabric may be added to the label}

{For canister}

To Open Package: [Open] [Remove] [cover] [lid]. [Gently] Pull [up] [out] [one] [towelette] [wipe] [cloth] [corner] [at a time] from center [of roll]. Thread through [small] [hole] [opening] in the [cover] [lid]. Replace [cover] [lid] [and pull [towelette] [wipe] [cloth]]. [The next [towelette] [wipe] [cloth] pops up automatically.] [Open center cap on cover to remove wipe.] [DO NOT push finger through opening.] [When not in use] [When not using], close [center cap] [lid flap] [securely] to [prevent moisture loss] [retain moisture].

To Refill [Wipes Canister]: Remove the [cover] [lid] from the empty canister. Discard any remaining [liquid] [product]. [Rinse out canister with water.] [Tear pouch open [at notch]]. [Remove tear strip [from pouch] [completely] and discard.] Place the new [roll] [stack] [of] wipes into the canister and replace [cover] [lid]. [Use as instructed on the canister label].

{or}

Remove canister lid and place [bag with] roll into empty canister. Locate wipe [edge] at center of roll and thread wipe through canister opening [at angle]. Do not push finger through opening. Replace lid on canister and close tightly. Finish pulling wipe through opening. Wipes will [feed] [pop up] automatically.

{or}

{For carton or tub with pouch and/or refill}

To Open Package {and/or} To Refill [Carton] [Tub]: [Flip] Open [cover] [dispensing flap] [and remove lid by lifting upward]. [Slowly] Peel back [label] [seal] on pouch. [Place [refill] [pouch] in tub]. [Insert [wipe] [towelette] [cloth] through opening in lid.] Replace lid. [[Remove] [Pull out] [wipe] [towelette] [cloth] as needed.] [The next [towelette] [wipe] [cloth] pops up automatically.] [To retain moisture, reseal [pouch] [bag] by firmly pressing seal back on the [pouch] [bag] and close [carton] [tub] cover.] [Close lid to retain moisture].

{or}

{For Tub without pouch and/or refill}

To Open Package {and/or} To Refill [Carton] [Tub]: [Flip] Open cover and [slowly] peel back label. [Insert [wipe] [towelette] [cloth] through opening in lid.] [Remove] [Pull out] [wipe] [towelette] [cloth] as needed. [Open pouch and transfer wipes to tub]. Replace lid. [To retain moisture, [reseal] [reclose] by firmly pressing [tub] cover to close]. [When finished, close lid to retain moisture].

{or}

{For pouch, bag or flat pack, including travel pack}

To Open Package: [[Tear] [Cut] open wipe [pouch] [bag] [along dotted line]]. [Open Ziplock] [Tear edge of pack]. [Open [pouch] [bag] [pack] [by pulling on [the] tear strip] [tearing at notch] [removing seal].] [Pull out] [Remove] [wipe[s]] [towelette(s)] [cloth(s)] as needed. [When finished, close to retain moisture.] [Reseal [label] to retain moisture.] [Reseal Ziplock to retain moisture.]

{or}

Note: Bracketed information is denoted as: [optional text], {*informational purposes*}, (insert as noted), <<must choose the appropriate “or” option>>

The term “this product” used throughout this document may be replaced with the marketed product brand name.

To use the term “germ” the product must be efficacious against all 3 of the major classes of organisms.

The term “X” is a place holder for a number between 0 to 100.

The term “Y” is a place holder for a character A – Z.

To Open Package: [Remove [package] [safety] seal[s].] [Flip] Open lid. To remove first [wipe] [sheet] [[wet] cloth] pull up on wipe and remove wipe through [wavy] [dispensing] [opening] [orifice]. [The next wipe will pop up automatically]. [Always] [close] [snap] lid securely between uses [to retain moisture].

{or}

To Open Package: [Remove [package] [safety] seal[s].] [Flip] Open [lid] [package]. To [start] [remove] [first] [wipe] [sheet] [[wet] cloth] take the edge of [wipe] [sheet] [[wet] cloth] from large opening to the small dispensing opening and pull up. [The next [wipe] [sheet] [sheet] [wet] cloth] will pop up automatically.] [Always] [close] [snap] lid securely between uses [to retain moisture].

{or}

To Open Package: [Flip] Open [up] [the] [lid][cover][top][cap][dispensing lid]. [To start wipes, pull up on wipe and move wipe into the small dispensing [opening] [orifice] [aperture] [hole] [wave] and [pull sheet up to] remove wipe. [Thread the [first] [wipe][cloth][cloth][sheet] through the dispensing lid and pull up to remove wipe from package.] [The next [wipe] [sheet][cloth] [will] pop[s] up automatically.] [Close lid securely between uses to retain moisture [prevent moisture loss]]. [[Always] close [snap] lid securely between uses [to retain moisture]].

{or}

To Open Package: Press the [three] [3] ridges with your thumb and push up on the [cap][top][lid] to open[lid]. [Thread the [wipe] [sheet] [wet cloth] [cloth] [towelette] through the dispensing lid and pull up to remove wipe from package.] [To remove wipe [sheet] [wet cloth] [cloth] [towelette] pull up on wipe and remove wipe through [dispensing] opening [wavy dispensing opening] [orifice]]. [The next wipe will [pop][pull] up automatically]. [Always] Close [snap] lid securely between uses [to retain moisture]. [Close lid securely between uses to retain moisture.]

{or}

To Open Package: Push the area marked [“Press [Here]”] [“Push [Here]”] with your thumb and push up on the lid to open. Thread the wipe through the dispensing lid and pull up to remove wipe from package. The next wipe will pop up automatically. Close lid securely between uses to retain moisture.

{or}

{For single cloth or sample pack}:

To Open Package: Tear [pouch] open [at top edge of pouch] [at tear notch] [along dotted line] [where indicated] [edge of pack]. [Pull out] [Remove] [wipe] [towelette] [cloth]. {For product supplied in a single use pouch with a folded towelette, include the following:} Unfold [wipe] [towelette] [cloth].

Note: Bracketed information is denoted as: [optional text], {informational purposes}, (insert as noted), <<must choose the appropriate “or” option>>

The term “this product” used throughout this document may be replaced with the marketed product brand name.

To use the term “germ” the product must be efficacious against all 3 of the major classes of organisms.

The term “X” is a place holder for a number between 0 to 100.

The term “Y” is a place holder for a character A – Z.

{Note to Reviewer: Every qualified FIFRA claim has mandatory “hard, non-porous surface” verbiage. Therefore, it remains optional in the use directions but is present in every FIFRA claim. See statements under Qualifiers.}

{Note for reviewer: For labels that list medical premises and metal and / or stainless steel surfaces, one of the following statements must be used:}

This product is not to be used as a terminal sterilant / high level disinfectant on any surface or instrument that [1] is introduced directly into the human body, either into or in contact with the bloodstream or normally sterile areas of the body, or [2] contacts intact mucous membranes but which does not ordinarily penetrate the blood barrier or otherwise enter normally sterile areas of the body. [This product may be used to pre-clean or decontaminate critical or semi-critical medical devices prior to sterilization or high level disinfection.]

{or}

This product is not for use on medical device surfaces.

TO CLEAN [HARD, NON-POROUS SURFACES] [SEALED, FINISHED FLOORS] [/ DEODORIZE] [/ REMOVE ALLERGENS]: Use fresh [wipe] [wet] [mopping] [cloth] on surface. [Repeat for stubborn stains.]

TO DISINFECT ON HARD, NON-POROUS SURFACES: *{Note to reviewer: the following pre-clean statement is required if one-step claims are on the product label:}* [For visibly soiled surfaces, pre-cleaning is required [prior to disinfecting].] *{Note to reviewer: The following statements must be included if Candida auris and/or Clostridioides difficile are on the product label:}* [A pre-clean step to remove visible soil is required to kill [Candida auris] [and] [Clostridioides difficile]. Refer to the “Special Instructions for Cleaning Prior to Disinfection against [Candida auris] [and] [Clostridioides difficile].” Use enough fresh [wipes] [wet] [cloths] to visibly wet surface. *{Note to reviewer: Must choose the appropriate statements based on disinfection claims on the product label.}* <<Allow treated surface to remain visibly wet for 1 minute. [For [Candida auris] [and] [Mycobacterium Bovis], allow surface to remain visibly wet for 2 minutes]. *{or}* Allow treated surface to remain visibly wet for 2 minutes.>> [For [Clostridioides difficile] [C.difficile] allow surface to remain visibly wet for [four] [4] minutes]. Let air dry. *{Note to reviewer: If label lists toys as a use surface, toys must be included in the following rinse statement:}* Rinse food contact surfaces [and toys] with potable water after use.

KILLS HIV AND HBV AND HCV ON PRE-CLEANED HARD, NON-POROUS, ENVIRONMENTAL SURFACES / OBJECTS PREVIOUSLY SOILED WITH BLOOD / BODY FLUIDS in health care settings or other settings in which there is an expected likelihood of soiling of inanimate surfaces / objects with blood or body fluids, and in which the surfaces / objects likely to be soiled with blood or body fluids can be associated with the potential for transmission of Human Immunodeficiency Virus Type 1 [HIV-1] [associated with AIDS] or Hepatitis B Virus [HBV] or Hepatitis C Virus [HCV].

Special Instructions for Cleaning and Decontamination against HIV-1 or HBV or HCV on Surfaces / Objects Soiled With Blood / Body Fluids.

Personal Protection: Cleanup must always be done wearing protective gloves, gowns, masks and eye protection.

Cleaning Procedure: Blood and other body fluids containing HIV-1 or HBV or HCV must be visibly cleaned from surfaces and objects before application of [this product] [(insert product name)].

Contact Time: Treated surfaces must remain visibly wet for <<1 minute *{or}* 60 seconds *{or}* 2 minutes>>. Allow surface to air dry.

Disposal of Infectious Material: Blood, body fluids, cleaning materials and clothing must be autoclaved and disposed of according to local regulations for infectious waste disposal.

Note: Bracketed information is denoted as: [optional text], {informational purposes}, (insert as noted), <<must choose the appropriate “or” option>>

The term “this product” used throughout this document may be replaced with the marketed product brand name.

To use the term “germ” the product must be efficacious against all 3 of the major classes of organisms.

The term “X” is a place holder for a number between 0 to 100.

The term “Y” is a place holder for a character A – Z.

Special Instructions for Cleaning Prior to Disinfection against [Candida auris] [and] [Clostridioides difficile].

Personal Protection: Wear appropriate barrier protection such as gloves, gowns, masks or eye covering.

Cleaning Procedure: Fecal matter/waste must be thoroughly cleaned from surfaces/objects before disinfection by application with [this product] [(insert product name)]. Pre-cleaning is to include vigorous wiping and/or scrubbing and all visible soil is removed. Surfaces in patient rooms are to be cleaned in an appropriate manner, such as from right to left or left to right, on horizontal surfaces, and top to bottom, on vertical surfaces, to minimize spreading the organism. Restrooms are to be cleaned last. Do not reuse soiled cloths.

Infectious Materials Disposal: Materials used in the cleaning process that may contain feces/wastes are to be disposed of immediately in accordance with local regulations for infectious materials disposal.

TO DISINFECT FLOORS: Pre-clean floor. {Note to reviewer: The following statements must be included if *Candida auris* and/or *Clostridioides difficile* are on label:} [A pre-clean step to remove visible soil is required to kill [Candida auris] [and] [Clostridioides difficile]. Refer to the “Special Instructions for Cleaning Prior to Disinfection against [Candida auris] [and] [Clostridioides difficile].” [Attach a premoistened wipe to the mop head using the [velcro] [fasteners] provided.] Thoroughly wet floor with wipes. <<Change wipe when soiled. {or} Replace with a fresh wipe once visibly soiled or no longer thoroughly wetting the surface.>> Allow surface to remain visibly wet for the entire contact time. Let air dry. On average, one wipe will clean [10] [x] square feet of floor. For a larger area you may need to use more than one wipe.

{Note to Reviewer: When this product is manufactured and listed as an FDA Medical Device General Purpose Disinfectant, the final product label can state the following instructions to pre-clean critical and semi-critical medical items:}

Note: Cleaning of critical and semi-critical devices must be followed by an appropriate terminal sterilization / high-level disinfection process.

TO PRE-CLEAN HARD, NON-POROUS INSTRUMENTS PRIOR TO TERMINAL STERILIZATION / HIGH LEVEL DISINFECTION:

Use enough fresh [wipes] [wet] [cloths] to visibly wet surfaces. Let air dry. Rinse instruments. Follow with an appropriate disinfection process.

TO PRE-CLEAN [AND DECONTAMINATE] ULTRASOUND TRANSDUCER OR PROBE PRIOR TO HIGH-LEVEL DISINFECTIONS: Pre-clean gel from external surfaces of ultrasound transducer or probe by using clean washcloth. Then, follow instructions to disinfect.

[Note to Reviewer: When this product is manufactured and listed as an FDA Medical Device General Purpose Disinfectant, the final product label can state the following instructions to disinfect noncritical medical items:]

TO DISINFECT HARD, NON-POROUS NON-CRITICAL, PRE-CLEANED INSTRUMENTS: Note: Non-critical medical items are those that only come into contact with intact skin. Instruments must be thoroughly pre-cleaned to remove visible soil, rinsed, and rough dried. [Clean and rinse lumens of hollow instruments before using this product.] Use enough fresh [wipes] [wet] [cloths] to visibly wet surfaces. Surfaces must remain visibly wet for the entire contact time. Wipe with a clean, damp cloth or paper towel and let air dry.

Note: Bracketed information is denoted as: [optional text], {*informational purposes*}, (insert as noted), <<must choose the appropriate “or” option>>

The term “this product” used throughout this document may be replaced with the marketed product brand name.

To use the term “germ” the product must be efficacious against all 3 of the major classes of organisms.

The term “X” is a place holder for a number between 0 to 100.

The term “Y” is a place holder for a character A – Z.

TO CLEAN AND DISINFECT HARD, NON-POROUS SURFACES OF MANIKINS USED IN CPR TRAINING:

Manikins should be cleaned as soon as possible at the end of each class to avoid drying of contaminants on surfaces. Disassemble the manikin as directed by manufacturer’s instructions. Use enough fresh [wipes] [wet] [cloths] to visibly wet surfaces. Surfaces must remain visibly wet for the entire contact time. Rinse with potable water.

TO DISINFECT HARD, NON-POROUS SURFACES IN PHARMACEUTICAL AND COSMETIC PROCESSING FACILITIES:

[For visibly soiled surfaces, pre-cleaning is required [prior to disinfecting].] Use enough fresh [wipes] [wet] [cloths] to visibly wet surfaces. Surfaces must remain visibly wet for the entire contact time. Rinse with sterile water. Wipe with a clean, dry cloth and let air dry.

TO DISINFECT SALON / BARBER INSTRUMENTS AND TOOLS [Such as combs, brushes, razors,

scissors, blades and manicure instruments]: [For visibly soiled surfaces, pre-cleaning is required [prior to disinfecting].] Use enough fresh [wipes] [wet] [cloths] to visibly wet surfaces of combs, brushes, scissors, clipper blades, razors, manicure implements and other hard, non-porous instruments until visibly wet. Surfaces must remain visibly wet for the entire contact time. Rinse the surfaces thoroughly with water. Let air dry before reuse.

TO DISINFECT IN ANIMAL CARE FACILITIES / ANIMAL LABORATORIES / FARMS / KENNELS / PET SHOPS / LIVESTOCK, POULTRY AND SWINE HOUSES / VETERINARY PRACTICES / ZOOS:

Remove all animals, feeds and packing materials from premises, animal transportation vehicles, coops, crates, enclosures, etc. Empty all troughs, racks and other feeding and watering appliances. Remove all litter, droppings and manure from floors, walls and surfaces of barns, pens, stalls, chutes and other facilities and fixtures occupied or traversed by animals. Visibly clean all surfaces with soap or detergent and rinse with water. Surfaces should be visibly clean prior to treatment. Use enough fresh [wipes] [wet] [cloths] to visibly wet surfaces. Surfaces must remain visibly wet for the entire contact time. Ventilate buildings, coops and other closed spaces. Do not house animals or employ equipment until treatment has been absorbed, set or dried. Rinse all surfaces that come in contact with food, including equipment used for feeding or watering, with potable water before reuse.

Note: Bracketed information is denoted as: [optional text], {*informational purposes*}, (insert as noted), <<must choose the appropriate “or” option>>

The term “this product” used throughout this document may be replaced with the marketed product brand name.

To use the term “germ” the product must be efficacious against all 3 of the major classes of organisms.

The term “X” is a place holder for a number between 0 to 100.

The term “Y” is a place holder for a character A – Z.

OPTIONAL ADVISORY STATEMENTS:

- Before use in federally inspected meat and poultry food processing plants and dairies, food products and packaging materials must be removed from the room or carefully protected.
- Contact manufacturer of wood floors prior to use.
- Do not [allow to] freeze.
- Do not use [this product] on dishes, glasses, or utensils.
- For unfamiliar surfaces, test in a small, inconspicuous area first. Consult medical equipment warranty information and equipment care and cleaning guides prior to selecting and using any surface disinfectant on plastic surfaces.
- For use on hard, non-porous surfaces only
- Not a baby wipe
- Not a hand sanitizer
- Not a skin or baby wipe
- Not a skin wipe
- Not for use on skin
- Not recommended for [unpainted] [,][or] [unfinished] [,][or] [oiled] [or] [waxed] wood.
- Not recommended for unsealed tiles.
- [Not recommended for use on] [Avoid contact with] [[natural] marble] [,][and] [brass] [and] [copper].
- For other surfaces, spot test in an inconspicuous area to avoid deleterious effects.
- For other surfaces, spot test in an inconspicuous area to avoid surface damage.
- It is recommended to test product by applying to a small discrete area to determine compatibility before proceeding with its use.

{Note to reviewer: For nonrefillable containers for commercial, industrial, and institutional uses – all sizes – Chapter 13, Table C3 of the Label Review Manual’s statements about burning are labeled as “Not required;” therefore, no incineration language is provided for plastic containers.}

{Note to reviewer: Nonrefillable container}

STORAGE AND DISPOSAL

Store in original container in areas inaccessible to children. Dispose of [wipe] [cloth] in trash after use. Keep securely closed between uses to retain moisture. Nonrefillable container. Do not reuse or refill this container. Offer empty container for recycling. If recycling is not available, discard in trash.

{Note to reviewer: Refillable container}

STORAGE AND DISPOSAL

Store in original container in areas inaccessible to children. Dispose of [wipe] [cloth] in trash after use. Keep securely closed between uses to retain moisture. Refillable container. [Reuse] [Refill] empty container only with [product name] [refills]. Do not reuse this container except as described. If not refilling, offer empty container for recycling. If recycling is not available, discard in trash.

[Contains no Phosphorus.]

Note: Bracketed information is denoted as: [optional text], {informational purposes}, (insert as noted), <<must choose the appropriate “or” option>>

The term “this product” used throughout this document may be replaced with the marketed product brand name.

To use the term “germ” the product must be efficacious against all 3 of the major classes of organisms.

The term “X” is a place holder for a number between 0 to 100.

The term “Y” is a place holder for a character A – Z.

{Note to reviewer: The organism name will either be included in the FIFRA claim or the Qualifier statement.}

[QUALIFIERS:]


- ¹ Kills 99.9% of <<Pseudomonas aeruginosa {or} P. aeruginosa {or} Pseudomonas>> and <<Staphylococcus aureus {or} S. aureus {or} Staph>> and/or (insert any virus or viruses at 1 minute from Organism table) on hard, non-porous surfaces in <<1 minute {or} 60 seconds {or} 2 minutes>>.
- ² Kills 99.9% of <<Pseudomonas aeruginosa {or} P. aeruginosa {or} Pseudomonas>> and <<Staphylococcus aureus {or} S. aureus {or} Staph>> on hard, non-porous surfaces in <<1 minute {or} 60 seconds {or} 2 minutes>>.
- ³ Kills [99.999%] of [Candida auris {or} C. auris] [and] [Trichophyton interdigitale] on hard, non-porous surfaces in 2 minutes.
- ⁴ Kills [99.9% of] <<SARS-Related Coronavirus 2 {or} SARS-CoV-2>> on hard, non-porous surfaces [in [1 minute][60 seconds] [2 minutes]].
- ⁵ Kills 99.9% of [<<Hepatitis B Virus {or} HBV>>] [,] [<<Hepatitis C Virus {or} HCV>>] and HIV-1 on hard, non-porous surfaces in <<1 minute {or} 60 seconds {or} 2 minutes>>.
- ⁶ <<[Respiratory Syncytial Virus] {or} [RSV]>>, Rhinovirus [type 37] and Influenza [A] [virus] [H3N2] on hard, non-porous surfaces in <<1 minute {or} 60 seconds {or} 2 minutes>>.
- ⁷ Kills [99.9999% of] [<<Clostridioides difficile {or} C. difficile {or} C. diff.>>] [spores] on hard, non-porous surfaces in 4 minutes.
- ⁸ Kills 99.9% of [Mycobacterium Bovis {or} M. bovis] on hard, non-porous[,] [non-food contact] surfaces [in 2 minutes].
- ⁹ Always [refer to] [consult] manufacturer's [care] instructions [for appropriate use] [before using on equipment or devices].
- ¹⁰ Allow the surface to adjust to room temperature before disinfection.
- ¹¹ Kills 99.9% of [Enterobacter cloacae NDM-1] [and][,] [Enterococcus faecalis Vancomycin resistant] [VRE][and][,] [Escherichia coli O157:H7] [and][,] [Escherichia coli ESBL Producing] [and][,] [Klebsiella pneumoniae Carbapenem Resistant] [CRE] [and][,] [Klebsiella pneumoniae ESBL Producing] [and][,] [Klebsiella pneumoniae NDM-1] [and][,] [Staphylococcus aureus Methicillin Resistant {or} MRSA] [and][,] [Staphylococcus aureus Vancomycin Resistant] [VRSA] [and] [Staphylococcus aureus Vancomycin Intermediate Resistant] [VISA] on hard, non-porous surfaces in <<1 minute {or} 60 seconds {or} 2 minutes>>.
- ¹² On hard, non-porous surfaces.
- ¹³ Use as directed.
- ¹⁴ Scrub with [soap] [detergent] and then rinse with potable water after using the product.
- ¹⁵ When used according to the disinfectant directions. **{Note to reviewer: If Clostridioides difficile and/or Candida auris is on container label, label must add the following}** A precleaning step is required to kill [<<Clostridioides difficile {or} C. diff>>] [and] [<<Candida auris {or} C. auris>>] on hard, non-porous surfaces.

{RECYCLING LOGO: The below graphics can be used to build a recycling logo. Any combination of top, middle, material, and bottom section can be used to build the logo. A recycling logo is optional and may be presented as shown below or may differ slightly in graphic design but not intent on the final marketed product label.}

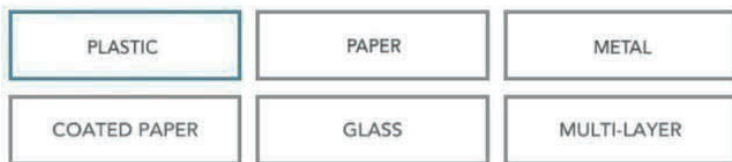
{TOP SECTION:}




{MIDDLE SECTION:}



{MATERIAL SECTION:}



{BOTTOM SECTION:}



{OPTIONAL TEXT:}

*Not recycled in all communities
how2recycle.info

{Examples of final logos built from above sections:}

