



**OFFICE OF CHEMICAL SAFETY AND POLLUTION PREVENTION**

WASHINGTON, D.C. 20460

December 31, 2025

**SENT BY EMAIL**

Abbi Turner  
abbi.turner@arxada.com  
ARXADA, LLC

Subject: Labeling Notification per Pesticide Registration Notice (PRN) 98-10 - Update to footnotes and typo corrections.  
Product Name: NUGEN EHP 1:32 Dilutable  
Admin Number: 6836-516  
EPA Receipt Date: 07/22/2025  
Action Case Number: 00662409

Dear Abbi Turner:

The U.S. Environmental Protection Agency is in receipt of your application for notification under Pesticide Registration Notice 98-10 for the above referenced product. The EPA has conducted a review of this request for its applicability under PRN 98-10 and finds that the action requested falls within the scope of PRN 98-10.

The labeling submitted with this application has been stamped "Notification" and will be placed in our records.

Should you wish to add/retain a reference to your company's website on your label, then please be aware that the website becomes labeling under the Federal Insecticide, Fungicide, and Rodenticide Act and is subject to review by the EPA. If the website is false or misleading, the product will be considered to be misbranded and sale or distribution of the product is unlawful under FIFRA section 12(a)(1)(E). 40 CFR § 156.10(a)(5) lists examples of statements the EPA may consider false or misleading. In addition, regardless of whether a website is referenced on your product's label, claims made on the website may not substantially differ from those claims approved through the registration process. Therefore, should the EPA find or if it is brought to our attention that a website contains statements or claims substantially differing from statements or claims made in connection with obtaining a FIFRA section 3 registration, the website will be referred to the EPA's Office of Enforcement and Compliance Assurance.

If you have questions, please contact Steven Snyderman via email at [snyderman.steven@epa.gov](mailto:snyderman.steven@epa.gov).

Sincerely,

Steven Snyderman, Product Manager, Team 33  
RMB 2, AD  
Office of Pesticide Programs

Note: Bracketed information is denoted as: [optional text], {informational purposes}, (insert as noted).  
The term "this product" used throughout this document may be replaced with the marketed product brand name.  
To use the term "germ" the product must be efficacious against 2 of the 3 major classes of organisms.  
The term "X" is a place holder for a number between 0 to 100.  
The term "Y" is a place holder for a character A – Z.

## NUGEN® EHP 1:32 Dilutable

[Concentrated formula]

[CLEANS] • [DISINFECTS] • [DEODORIZES] • [SANITIZES]  
[BACTERICIDAL] • [FUNGICIDAL] • [VIRUCIDAL\*]

Active ingredient:  
Hydrogen peroxide.....7.6%  
Other ingredients:.....92.4%  
Total.....100.0%

**KEEP OUT OF REACH OF CHILDREN**

**DANGER [PELIGRO]**

[See [left] [side] [right] [back] panel for Precautionary Statements]

Si usted no entiende la etiqueta, busque a alguien para que se la explique a usted en detalle. (If you do not understand the label, find someone to explain it to you in detail.)

*{Note to Reviewer: In accordance with 40 CFR 156.68(d), all first aid statements, as prescribed, will appear on the front panel of the label.}*

### FIRST AID

**IF IN EYES:** Hold eye open and rinse slowly and gently with water for 15-20 minutes. Remove contact lenses, if present, after the first 5 minutes, then continue rinsing eye. Call a poison control center or doctor for treatment advice.

**IF ON SKIN OR CLOTHING:** Take off contaminated clothing. Rinse skin immediately with plenty of water for 15-20 minutes. Call a poison control center or doctor for treatment advice.

**IF SWALLOWED:** Call a poison control center or doctor immediately for treatment advice. Have person sip a glass of water if able to swallow. Do not induce vomiting unless told to do so by a poison control center or doctor. Do not give anything by mouth to an unconscious person.

**NOTE TO PHYSICIAN:** Probable mucosal damage may contraindicate the use of gastric lavage.

Have the product container or label with you when calling a poison control center or doctor, or going for treatment. For general information on product use, etc., call the National Pesticides Information Center at 1-800-858-7378. You may also contact the poison control center at 1-800-222-1222 for emergency medical treatment information.

EPA Reg. No. 6836-516

EPA Est. No. 6836-NJ-1

6836-PA-1

XXXX-YY-X

Net Contents: X [Fl. Oz.] [Fluid Ounce[s]] [mL] [milliliter[s]] [L] [liters] [gal] [Gallon[s]] [Pints] [pt.] [qt.] [Quart[s]]  
[DOT Symbols]

[Country of origin (insert country)]

[Manufactured in (insert country)]

[Barcode]

Manufactured by:

Arxada, LLC

412 Mount Kemble Avenue

Suite 200S

Morristown, NJ 07960

NUGEN® EHP 1:32 Dilutable

EPA Reg. No. 6836-516

EPA Notification 2025-07-22

### NOTIFICATION

6836-516

The applicant has certified that no changes, other than those reported to the Agency have been made to the labeling. The Agency acknowledges this notification by letter dated:

12/31/2025

Note: Bracketed information is denoted as: [optional text], {informational purposes}, (insert as noted).  
The term “this product” used throughout this document may be replaced with the marketed product brand name.  
To use the term “germ” the product must be efficacious against 2 of the 3 major classes of organisms.  
The term “X” is a place holder for a number between 0 to 100.  
The term “Y” is a place holder for a character A – Z.

## **PRECAUTIONARY STATEMENTS**

### **HAZARDS TO HUMANS AND DOMESTIC ANIMALS**

**DANGER. CORROSIVE.** Causes irreversible eye damage and skin burns. Harmful if swallowed or if absorbed through skin. Do not get in eyes, on skin, or on clothing. Wear protective eyewear (goggles or face shield), coveralls over a long-sleeved shirt and long pants, socks, chemical-resistant footwear, and rubber or chemical resistant gloves. Wash thoroughly with soap and water after handling and before eating, drinking, chewing gum, using tobacco, or using the toilet. Remove and wash contaminated clothing before reuse.

*{If container size is 5 gallons or larger, the following Environmental Hazards statements will be used:}*

### **ENVIRONMENTAL HAZARDS**

Do not discharge effluent containing this product into lakes, streams, ponds, estuaries, oceans or other waters unless in accordance with the requirements of a National Pollutant Discharge Elimination System (NPDES) permit and the permitting authority has been notified in writing prior to discharge. Do not discharge effluent containing this product to sewer systems without previously notifying the local sewage treatment plant authority. For guidance, contact your State Water Board or Regional Office of the EPA.

### **PHYSICAL OR CHEMICAL HAZARDS**

Strong oxidizing agent. Corrosive. Do not use in concentrated form. Mix only with water according to label instructions. Never bring concentrate in contact with other sanitizers, cleaners or organic substances.

Note: Bracketed information is denoted as: [optional text], {informational purposes}, (insert as noted).  
The term “this product” used throughout this document may be replaced with the marketed product brand name.  
To use the term “germ” the product must be efficacious against 2 of the 3 major classes of organisms.  
The term “X” is a place holder for a number between 0 to 100.  
The term “Y” is a place holder for a character A – Z.

*{Note to reviewer: Optional marketing claims may appear on either the front or back panel. All designators (i.e. asterisks and numbers) used throughout the label may be interchanged as needed on final printed label.}*

*{Note to reviewer: The following claims containing “New” may only be used for a period of six months after EPA’s approval of a revised or alternate formula, beginning when the product is first sold or distributed.}*

- Introducing [new]
- New dilutable concentrate disinfectant
- New with 2 minute<sup>3</sup> contact times
- New, 2 minute<sup>3</sup> disinfection
- New with 5 minute<sup>4</sup> contact times
- New, 5 minute<sup>4</sup> disinfection

#### **CLEANING CLAIMS:**

- Cleaning Power of Hydrogen Peroxide
- Cleans[,] [Deodorizes and Brightens]
- Cleans (insert one or more soils from Soils table) (insert one or more Area of Use) (insert one or more Types of Surfaces)
- Cleans hard, non-porous water washable surfaces!
- Cleans with oxidizing power of hydrogen peroxide
- Cleans [tough] (insert one or more soils from Soils table) [fast]
- Cleans what you can’t see
- Cuts through [tough] (insert one or more soils from Soils table).
- Degreaser
- Effective – Cleans (insert one or more soils from Soils table)
- [Effective] Cleaner
- [Effectively] [Spot] Cleans [soft surfaces] [fabrics]
- For multiple cleaning tasks
- For non-scratch cleaning of (insert one or more Types of Surfaces)
- For terminal cleaning in hospitals
- Formulated with Powered by HYGEN™ for effective cleaning
- Good for most indoor cleaning tasks
- [Great] For cleaning your (insert one or more Area of Use) (insert one or more Types of Surfaces)
- [Great] [for] {*Must choose one;*} [Cleans] [cleaning] [up] (insert one or more soils from Soils table) (insert one or more Area of Use) (insert one or more Types of Surfaces)
- [Great] For [multi-purpose<sup>1,3</sup>] [multi-purpose<sup>1,4</sup>] [everyday] [daily] cleaning
- Intense cleaning action
- Keeps (insert one or more Area of Use) clean
- Leaves a fresh, clean scent
- [(insert product name)] is formulated to be used against the following soils and stains (insert one or more soils from Soils table)
- Oxidizer
- Powerful to clean (insert one or more soils from Soils table)
- Powers away (insert one or more soils from Soils table)
- Use Daily to Prevent the Buildup of (insert one or more soils from Soils table)
- [Uses] [Harnesses] the cleaning power of hydrogen peroxide
- Will not leave (insert one or more soils from Soils table)

Note: Bracketed information is denoted as: [optional text], {informational purposes}, (insert as noted).  
 The term “this product” used throughout this document may be replaced with the marketed product brand name.  
 To use the term “germ” the product must be efficacious against 2 of the 3 major classes of organisms.  
 The term “X” is a place holder for a number between 0 to 100.  
 The term “Y” is a place holder for a character A – Z.

#### ALLERGEN CLAIMS:

- Control allergens<sup>2</sup> [all around your home]
- Controls common household allergens<sup>2</sup>
- [reduces the following allergens<sup>2</sup>] {or} [removes X% of the following allergens<sup>2</sup>] [(insert one or more allergens from Allergens table)][:]
- [Removes][Reduces][Controls][Traps][and ][&][Locks][Cleans][Picks up][Wipes off] [up to] [more] [than] [X%] [of] [common] [pet] [household] [inanimate] [messes] [allergens<sup>2</sup>] [soils] [on [from] surfaces] [with (insert product name)][:] [(insert one or more allergens from Allergens table)] [(insert one or more soils from Types of Soils table)]

#### USAGE CLAIMS:

- Compatible with (insert one or more Types of Surfaces)
- For [institutional] [,][and] industrial [,][and] home [and] healthcare use
- [For] [Frequent] [Regular] [daily] use [formula]
- For use on hard, non-porous surfaces [located] in [the] [your] (insert one or more Area of Use)
- For use on [hard & soft] [multiple] surfaces
- Great for [frequent] [everyday] [daily] [use] [in] [on] (insert one or more Area of Use) (insert one or more Types of Surfaces) [and] [throughout] [all over] [the] [home] [house]
- Suitable for use in (insert one or more Area of Use)
- Suitable for use [on] [around] (insert one or more Types of Surfaces)
- [This product] [is] approved for use [in] [on] (insert one or more Area of Use) (insert one or more Types of Surfaces)
- [This product] (insert product name) is safe for most surfaces(.) (including acrylic, sealed fiberglass and vinyl.)
- Use as [mop n' bucket] [and/or] [spray]
- Where to use: (insert one or more Area of Use) (insert one or more Types of Surfaces)

#### VALUE CLAIMS:

- X% more
- [Assorted] [Mixed] [Special] [Variety] [Multiple] [Multi] [Bottle] [Bundle] [Pack]
- [Bonus] [Convenient] [Size] [Pack]
- Guaranteed [to clean longer] [use fewer bottles]<sup>11</sup>
- Get X oz. free
- Increased concentration level for increased utilization.
- Is an economical concentrate that can be diluted for use with [a mop and bucket] [,] [and/or] [sponge or by soaking] [,] [and/or] [immersion in bulk liquid] [,] [and/or] [squirt [spouts] [nozzles]] [,] [and/or] [trigger sprayers] [,] [and/or] [spray floor mops].
- Is effective [and] [yet] economical
- [Large Size] [Small Size]
- Only [\$]X[.]XX [cents] per use
- Spring Cleaning [Special] [Value] [Bonus] [spray bottle pack]
- [Step-saving] [,] [Time-saving] [,] [Cost-saving] formula
- Use only one product to get a streak-free shine plus antimicrobial action
- [Value] [Variety] [Size] [Pack]

Note: Bracketed information is denoted as: [optional text], {informational purposes}, (insert as noted).  
The term “this product” used throughout this document may be replaced with the marketed product brand name.  
To use the term “germ” the product must be efficacious against 2 of the 3 major classes of organisms.  
The term “X” is a place holder for a number between 0 to 100.  
The term “Y” is a place holder for a character A – Z.

#### OTHER CLAIMS:

- At use dilution, Category IV tox rating [in all 6 tox categories]
- Bleach Free
- Formulated with patented hydrogen peroxide technology
- [Fragrance Free Formula] [Unscented] [No fragrance added] {for formulation without fragrance only}
- Patented [Technology]

#### SURFACE COMPATIBILITY CLAIMS

- Leaves no {Note to reviewer: must choose one} [dull] [sticky] residue.
- Leaves no unsightly residues
- Leaves surfaces virtually streak-free
- Non-streaking formula
- Highly compatible formula for most surfaces
- High compatibility for most surfaces
- Non-scratching formula
- [This product] [(insert product name)] is [designed] for [daily] [use] [cleaning] [disinfecting] [on] [of] the following [medical] [hard, non-porous, non-food contact inanimate [environmental] surface[s] [materials] (insert one or more Types of Surfaces) [:]
- [Note:] This product is compatible with (insert one or more Types of Surfaces).

#### SPRAY APPLICATION CLAIMS

{Note to reviewer: If a supplemental label is using any claims in this section, spray application directions for use must be included on the label.}

#### ODOR ELIMINATION CLAIMS:

- Clean and deodorize surfaces in (insert one or more Area of Use) [and other places] where bacterial growth can cause malodors.
- [Controls] [Eliminates 99.9% of] odor-causing bacteria<sup>[3]</sup>
- Deodorizer
- Deodorizes [by killing [microorganisms that cause offensive odors] [odor-causing bacteria].]<sup>[3]</sup>
- Effective against odor-causing bacteria
- [Effectively] Controls malodors.
- [Eliminates 99.9%][Neutralizes] odors [and freshens]<sup>[3]</sup>
- Eliminates 99.9% of odors [caused by] [bacteria] [,] [mold] [,] [and] [mildew]<sup>3</sup>
- [Eliminates] [Kills] 99.9% of odor-causing bacteria [from surfaces]<sup>3</sup>
- Eliminates 99.9% odors [on] [in] (insert one or more Types of Surfaces)<sup>3</sup>
- Kills odor-causing bacteria<sup>3</sup>
- Odor [Counteractant] [Neutralizer]
- Quickly [eliminates 99.9% of] [removes] odors<sup>[3]</sup>
- Powerful {Note to reviewer: Must choose one of the following:} [odor control] [odor neutralizer] [deodorizer] [odor-counteractant] formula on hard, non-porous, non-food contact surfaces
- Removes [and] [or] [eliminates 99.9% of] odors by killing odor-causing bacteria on soft surfaces or fabrics<sup>8</sup>.

Note: Bracketed information is denoted as: [optional text], {informational purposes}, (insert as noted).  
 The term “this product” used throughout this document may be replaced with the marketed product brand name.  
 To use the term “germ” the product must be efficacious against 2 of the 3 major classes of organisms.  
 The term “X” is a place holder for a number between 0 to 100.  
 The term “Y” is a place holder for a character A – Z.

## DISINFECTION CLAIMS:

- [2 in 1][:] Cleans [and] [disinfects<sup>3</sup>]
- [3 in 1][:] Cleans [,] [disinfects<sup>3</sup>] [and] [deodorizes]
- 2-minute<sup>3</sup> acting [disinfectant] [antimicrobial]
- 2-minute<sup>3</sup> hospital disinfection contact time
- [Antimicrobial][Disinfects<sup>3</sup>]
- Cleans and disinfects<sup>3</sup> in 2 min[utes] [at 1:32 dilution]
- [Clean and] [disinfect<sup>3</sup>] [commonly touched] [household] surfaces [including (insert one or more Types of Surfaces)]
- [Cleans][,][and][&] Disinfects<sup>3</sup> [and][&] [Deodorizes] [with the use of Hydrogen Peroxide]
- Cleans and [Kills] [Destroys] [Eliminates] 99.9% of germs
- Concentrated [Disinfectant<sup>3</sup> Cleaner]
- Convenient 2-minute hospital disinfection<sup>3</sup>
- Delivers disinfectant<sup>3</sup> and cleaning performance in an economical concentrate.
- (insert one or more Area of Use) (insert one or more Types of Surfaces) disinfectant<sup>3</sup> cleaner
- Disinfect<sup>3</sup> [Your] (insert one or more Area of Use) (insert one or more Types of Surfaces) [Daily] [Everyday] [Daily] [Everyday]
- Disinfects<sup>3</sup> surfaces by killing [99.9%] [SARS-Related Coronavirus 2<sup>7</sup>] [SARS-CoV-2] [USA-WA1/2020] [in] [1 minute] [60 seconds]
- [Effective against] [Disinfects<sup>3</sup>] [Kills] [99.9%] SARS-CoV-2<sup>7</sup> [the cause of COVID-19]
- Effective against [SARS-Related Coronavirus 2<sup>7</sup>] [SARS-CoV-2] [USA-WA1/2020] [in 1 minute] [60 seconds]
- [Effective against] [Kills] the [coronavirus] [virus]<sup>7</sup> that causes COVID-19
- Effective against the bloodborne pathogens<sup>10</sup>
- Effective against [bacteria<sup>14</sup>] [viruses<sup>17</sup>] [bacteria<sup>14</sup> and viruses<sup>17</sup>] [and] [fungus<sup>18</sup>][:] [(insert one or more pathogens from the Organism - Spray Application table)]
- Hospital use [disinfectant<sup>3</sup>]
- [is] [a] [concentrated] [hospital use] disinfectant<sup>3</sup> cleaner that is effective against a broad spectrum of bacteria<sup>14</sup> and viruses\*
- [is] [a] proven cleaner [,][and][&] disinfectant<sup>3</sup> [,][and][&] virucide\*[and][&] fungicide [when diluted in water].
- [is] virucidal\* in 1 minute<sup>6</sup>
- Kills Cold & Flu Viruses<sup>1</sup>
- Kills [99.9% of] cold and Influenza A H3N2 viruses<sup>1</sup>
- Kill[s] [bacteria<sup>14</sup>] [viruses<sup>17</sup>] [bacteria<sup>14</sup> and viruses<sup>17</sup>] [you can't see] [:] [(insert one or more pathogens from the Organism - Spray Application table)]
- Kill[s] [Destroys] [Eliminates] 99.9% of Viruses<sup>17</sup> [1 minute][in 60 seconds][:] [(insert one or more 1-minute contact time viruses from the Organism - Spray Application table)]
- [Kills] [Eliminates] 99.9% [SARS-Related Coronavirus<sup>7</sup>] [SARS-CoV-2] [USA-WA1/2020] [causative agent of COVID-19] [the virus that causes COVID-19]
- [Kills] [Eliminates] [Removes] [Destroys] 99.9% of Trichophyton interdigitale [athlete's foot fungus] on hard, non-porous surfaces
- [Kills] [Destroys] [Eliminates] 99.9% of germs on hard, non-porous surfaces
- [Kills] [Effective against] [the] cold [and] [flu] virus[es]<sup>1</sup>
- Kill[s] germs [to reduce cross-contamination between treated surfaces]
- Kills viruses\* [all over] [in] [on] [your] [home] [house] (insert one or more Area of Use) (insert one or more Types of Surfaces)



Note: Bracketed information is denoted as: [optional text], {informational purposes}, (insert as noted).  
The term “this product” used throughout this document may be replaced with the marketed product brand name.  
To use the term “germ” the product must be efficacious against 2 of the 3 major classes of organisms.  
The term “X” is a place holder for a number between 0 to 100.  
The term “Y” is a place holder for a character A – Z.

#### **DISINFECTION CLAIMS (Cont.):**

- [Kills] [Eliminates] [Removes] [Destroys] 99.9% of [bacteria<sup>14</sup>] [including] (insert one or more bacteria from the Organism - Spray Application table) [on] [pre-cleaned] environmental surfaces [in] [just] [2 minutes]
- [Kills] [Eliminates] [Removes] [Destroys] 99.9% of [Germs] [Bacteria<sup>14</sup>] [Viruses<sup>17</sup>] [and] [Fungus<sup>18</sup>] [on] [pre-cleaned] environmental surfaces
- Kills Norovirus<sup>13</sup> [in] [just] [1 minute][!]
- Multi-surface disinfectant<sup>3</sup> cleaner
- Parvocidal against canine parvovirus<sup>6</sup>
- [Proven to] kill[s] the virus<sup>3,7</sup> that causes COVID-19
- Provides hospital disinfection<sup>3</sup> [in] [in just] [2 minute[s]] [contact time]
- [This product] [product name] [help[s]] [aid[s]] in the reduction of cross-contamination of [germs] [and] [bacteria<sup>14</sup>]

#### **SANITIZATION CLAIMS FOR HARD, NON-POROUS, NON-FOOD CONTACT SURFACES:**

- [Convenient] [1 minute] [60 second] sanitizer<sup>16</sup>
- Kills bacteria and sanitizes<sup>16</sup>
- Provides sanitization<sup>16</sup> in [just] [1 minute] [60 second] [contact time]
- Sanitize<sup>16</sup> [commonly touched] [household] surfaces in [just] [1 minute] [60 seconds][!]
- Sanitizer<sup>16</sup> with Hydrogen Peroxide
- [This product] (insert product name) [is] [an] [effective] Sanitizer<sup>16</sup> against [Klebsiella aerogenes] [and] [Staphylococcus aureus] in [just] [1 minute] [60 seconds][!]

#### **SPOT SANITIZATION CLAIMS FOR SOFT SURFACES:**

- [Effectively] [Spot] Cleans [soft surfaces] [fabrics]
- Can [also] be used on [soft surfaces] [fabrics] [as a] [spot sanitizer<sup>8</sup>]
- For use as a spot sanitizer<sup>8</sup> on soft surfaces found in [hospitals] [,] [and] [medical offices] [,] [and] [nursing homes] [,] [and] [healthcare facilities] [,] [and] [dental offices].
- [This product] (insert product name) is a spot sanitizer<sup>8</sup> for [hospital] [soft surfaces] [fabrics] including: [window treatments] [,] [and] [curtains] [,] [and] [drapes] [,] [and] [blinds] [,] [and] [shades] [,] [and] [bedding] [,] [and] [blankets] [,] [and] [linens] [,] [and] [sheets] [,] [and] [mattresses] [,] [and] [towels] [,] [and] [washcloths] [,] [and] [chairs] [,] [and] [couches] [,] [and] [sofas] [,] [and] [upholstered furniture] [,] [and] [upholstery] [,] [and] [seat] [soft] [cushions] [,] [and] [headrests] [,] [and] [[exercise] mats] [,] [and] [gym bags] [,] [and] [sports equipment] [lining]]<sup>8</sup>
- A cost-effective solution compared to [laundering] [or] [dry cleaning] [hospital] curtains.



Note: Bracketed information is denoted as: [optional text], {informational purposes}, (insert as noted).  
The term “this product” used throughout this document may be replaced with the marketed product brand name.  
To use the term “germ” the product must be efficacious against 2 of the 3 major classes of organisms.  
The term “X” is a place holder for a number between 0 to 100.  
The term “Y” is a place holder for a character A – Z.

## **CLOTH, MOP, SPONGE OR IMMERSION APPLICATION CLAIMS**

*{Note to reviewer: If a supplemental label is using any claims in this section, directions for use for application using cloth, mop, sponge [sprayer] or immersion must be included on the label.}*

### **ODOR ELIMINATION CLAIMS:**

- [Controls] [Eliminates 99.9% of] odor-causing bacteria<sup>[4]</sup>
- Deodorizes [by killing [microorganisms that cause offensive odors] [odor-causing bacteria].]<sup>[4]</sup>
- [Eliminates 99.9%][Neutralizes] odors [and freshens]<sup>[4]</sup>
- Eliminates 99.9% of odors [caused by] [bacteria] [,] [mold] [,] [and] [mildew]<sup>4</sup>
- Eliminates 99.9% odors [on] [in] (insert one or more Types of Surfaces)<sup>4</sup>
- Kills odor-causing bacteria<sup>4</sup>
- [Eliminates] [Kills] 99.9% of odor-causing bacteria [from surfaces]<sup>4</sup>
- Quickly [eliminates 99.9% of] [removes] odors<sup>[4]</sup>

### **DISINFECTION CLAIMS:**

- [2 in 1][:] Cleans [and] [disinfects]<sup>4</sup>
- [3 in 1][:] Cleans [,] [disinfects]<sup>4</sup> [and] [deodorizes]
- 5-minute acting [disinfectant]<sup>4</sup> [antimicrobial]
- 5-minute hospital disinfection<sup>4</sup> contact time
- [Antimicrobial][Disinfects]<sup>4</sup>
- [Cleans][,][and][&] Disinfects<sup>4</sup> [and][&] [Deodorizes] [with the use of Hydrogen Peroxide]
- Cleans and disinfects<sup>4</sup> in 5 min at 1:32 dilution
- [Clean and] [disinfect<sup>4</sup>] [commonly touched] [household] surfaces [including (insert one or more Types of Surfaces)]
- Concentrated [Disinfectant<sup>4</sup> Cleaner]
- Convenient 5-minute hospital disinfection<sup>4</sup>
- Delivers disinfectant<sup>4</sup> and cleaning performance in an economical concentrate.
- (insert one or more Area of Use) (insert one or more Types of Surfaces) disinfectant<sup>4</sup> cleaner
- Disinfect<sup>4</sup> [Your] (insert one or more Area of Use) (insert one or more Types of Surfaces) [Daily] [Everyday] [Daily] [Everyday]
- Hospital use [disinfectant<sup>4</sup>]
- [is] [a] [concentrated] [hospital use] disinfectant<sup>4</sup> cleaner that is effective against a broad spectrum of bacteria<sup>15</sup>
- [is] [a] proven cleaner [,][and][&] disinfectant<sup>4</sup> [when diluted in water].
- [Kills] [Eliminates] [Removes] [Destroys] 99.9% of [bacteria]<sup>15</sup> [including] (insert one or more bacteria from the 5-minute contact time section of the Organism table) [on [pre-cleaned] environmental surfaces] [in [just] [5 minutes]]
- Multi-surface disinfectant<sup>4</sup> cleaner
- Provides hospital disinfection<sup>4</sup> [in] [in just] [5 minute[s]] [contact time]
- [This product] [product name] [help[s]] [aid[s]] in the reduction of cross-contamination of bacteria<sup>15</sup>

Note: Bracketed information is denoted as: [optional text], {informational purposes}, (insert as noted).  
The term “this product” used throughout this document may be replaced with the marketed product brand name.  
To use the term “germ” the product must be efficacious against 2 of the 3 major classes of organisms.  
The term “X” is a place holder for a number between 0 to 100.  
The term “Y” is a place holder for a character A – Z.

### **[AREAS OF USE:]**

*{Note to reviewer: Each entry below also represents a graphic depicting the corresponding area of use. The graphics will only represent individual objects or outsides or insides of buildings as described below. No people, animal or food will be depicted in graphics.}*

Airplanes	[Garbage] storage areas
Airports	Gymnasiums
Ambulances	Health Care Facilities
Animal care facilit[y][ies]	Health spas
Animal laboratories	[Hog] [Swine] [Poultry] [Turkey] Farms
Athletic facilities	[Home[s]] [Household[s]]
Auditoriums	Home Centers
Barber shops	Home Health Care Settings
Bars	Hospices
Basements	Hospitals
Bathrooms	Hotels
Boats	I[ntensive] C[are] U[nits] [areas]
Buses	Institutional [facilities] [kitchens]
[Business] [office] buildings	[Institutional] Laundromats
Butcher Shops	Institutions
Cafeterias	Isolation areas
Campgrounds	Kennels
[Campers] [Mobile homes] [RVs]	Kitchens
Cars	[Livestock] [Poultry] [Swine] houses
Catteries	Locker rooms
Central Service Areas	Lodging establishments
Central Supply [Rooms] [and] [Areas]	Long term care facilities
Churches	Lounges
Closets	Malls
Colleges	Manufacturing [Plants] [Facilities]
Commercial [and] [Institutional] Kitchens	Markets
Compactors	[Medical] [Doctor's] [Orthopedic] Offices
Convenience stores	[Medical] Clinics
Convention centers	[Medical] [Psychiatric] [Related] Facilities
Correctional facilities	Motels
Cruise ships	[Newborn Intensive Care Unit[s]] [NICU]
[Dairy] [Mushroom] Farms	[Newborn] [Neonatal] Nurser[y][ies]
Day care centers	Nurses' Stations
Deli[catessen]s	Nursing homes
Dental offices	[Operating Rooms] [ORs]
Dressing rooms	Offices
Elevators	Patient rooms
[Emergency] [Police] [EMS] [Fire] [Rescue] vehicles	Pediatric Intensive Care Units [PICU]
Exercise facilities	Pet [animal quarters] [shops]
Factories	Pharmacies
Fish Markets	Play [Areas] [and] [Rooms]

Note: Bracketed information is denoted as: [optional text], {informational purposes}, (insert as noted).  
The term “this product” used throughout this document may be replaced with the marketed product brand name.  
To use the term “germ” the product must be efficacious against 2 of the 3 major classes of organisms.  
The term “X” is a place holder for a number between 0 to 100.  
The term “Y” is a place holder for a character A – Z.

**[AREAS OF USE (Cont.):]**

Playground equipment  
[Poultry] Dressing Plant[s]  
Prisons  
[Public] [Facilities] [Restrooms]  
Restaurants [Front of House]  
Salons [Beauty] [Tanning]  
Schools  
Ships  
Shower and bath areas  
Sick Rooms  
Sports stadiums  
Subways  
Surgery rooms  
Tattoo Parlors  
Taxis  
Theaters  
Trailers  
Trains  
Transportation terminals  
Universities  
[USDA inspected] food processing [facilities]  
[processing plants] [storage areas]  
Veterinary [Clinics] [Practices]  
Zoos

Note: Bracketed information is denoted as: [optional text], {informational purposes}, (insert as noted).  
The term “this product” used throughout this document may be replaced with the marketed product brand name.  
To use the term “germ” the product must be efficacious against 2 of the 3 major classes of organisms.  
The term “X” is a place holder for a number between 0 to 100.  
The term “Y” is a place holder for a character A – Z.

### **[TYPES OF SURFACES:]**

*{Note to reviewer: Each entry below also represents a graphic depicting the corresponding type of surface. No people, animal or food will be depicted in graphics. Only exteriors of microwaves and refrigerators will be depicted. Toy graphics will be submitted to Agency for review.}*

Amalgamators	Drainage bottles
Anesthesia machines	Endodontic equipment
Apex locators	[Exam] [Examination] tables
Apheresis machines	[External surfaces of] [Ultrasound transducers]
Appliance [cabinet knobs]	[Exercise] [athletic] mats
Appliance exterior[s] [surfaces]	Exhaust fans
Appliances, exteriors	Exterior surfaces of air vents
Autoclaves	External surfaces of [medical] equipment
Bassinets	[Fiberglass] Shower stalls
[Bathroom] [Restroom] [doorknobs] [fixtures]	[Fiberglass] Sinks [bathroom] [kitchen]
[surfaces]	Foot Spas
[Bathroom] [and] [Kitchen] faucets [and] [handles]	Furniture
[Bath]tubs [fiberglass]	Garbage [cans] [disposals]
Bed [springs] [rails] [frames]	Gurneys
Bedpans	Hampers
Bedside tables	Heat pumps <sup>9</sup>
Blood pressure cuffs and monitors	Highchairs
Booster chairs	[Hospital] [Patient] [plastic] [vinyl] bed linings
Bottoms of pots and pans	[Hospital] [Medical] [Patient] bed
Burner trays	Hydrotherapy Tubs
Cabinets	Infant incubators and care
Call boxes	Infant warmers
Call Buttons	[Instrument] Stands
Car interiors	Isolettes
Chairs	IV [stands] [pumps] [poles]
Changing tables	Keyboards
Charging stations	Kid's play [structures]
Chemical toilets	Kitchen surfaces
Chemotherapy hoods	[Kitchen] appliance exteriors
Closets	Lamps
Coated mattresses	Laptops
Coils and drain pans of air conditioning and refrigeration <sup>9</sup>	Light [fixtures] [switches] [panels]
Commodes	Light lens covers
Computer keyboards	Lockers
Conductive flooring	M[agnetic] R[esonance] I[maging] equipment
Counters [Countertops]	Mammography equipment
Countertop laminates	[Medical] [Hospital] Lamps
Cribs	[Medical] [Hospital] Scales
Crutches	[Medical] Examining tables
Diaper pails	Medication carts
Defibrillator[s] [equipment]	[Medicine] [and] [filing] cabinets [probes]
Desks	Microwave ovens, exteriors
Doorknobs	Mirrors
	Mobile devices

Note: Bracketed information is denoted as: [optional text], {informational purposes}, (insert as noted).  
The term “this product” used throughout this document may be replaced with the marketed product brand name.  
To use the term “germ” the product must be efficacious against 2 of the 3 major classes of organisms.  
The term “X” is a place holder for a number between 0 to 100.  
The term “Y” is a place holder for a character A – Z.

**[TYPES OF SURFACES (Cont.):]**

Mobile electronic equipment	Signs
Mobile phones	Sink [basins]
Mobile workstations	Sinks [bathroom] [kitchen]
Nurse-call devices] (and) [buttons]	Spine backboards
Office machinery	Sports equipment
Operating room tables and lights	Stands
Operatory light switches	Staplers
Outdoor [patio] furniture except cushions	Stereo consoles
Outside of appliances	Stethoscopes
Oven exteriors	Stools
Overbed tables	Storage bins
Oxygen hoods	Stoves [stovetops] <sup>9</sup>
Packing benches	Stretchers
Paddles	Strollers
Pagers	Support bars
Patient monitoring equipment	Tables, [Non-wooden picnic tables]
Patient support and delivery	Table[top]s
Phlebotomy trays	Tablet [PCs] [computers] <sup>12</sup>
Phone cradles	Telephones
Physical therapy [(PT)] equipment surfaces	Tiled walls
Piano keys	Tiles, glazed
Plastic and painted surfaces	Toilets
Plastic laundry [hampers] [baskets]	Toilet bowls
Plastic mattress covers	Toilet bowl surfaces
Plastic salad bar sneeze guards	Tomography equipment
Plastic shower curtains	Tools
Playpens	Towel dispensers
POS [station[s]] [kiosk[s]] <sup>12</sup>	Traction devices
Portable toilets	Trash cans
Power cords	Tray tables
Pulse oximeters	TV exteriors
PVC tubing	Ultrasonic baths
Range hoods	Urinals
Reception [counters] [desks]	Vanity tops
Recycling bins	Vending machine surfaces
Refrigerated storage and display equipment <sup>9</sup>	Vinyl tile
Refrigerators, exteriors	Walkers
Remote controls	Walls
Rescue tools	Wash basins
Respirators	Washable kitchen surfaces
Respiratory therapy equipment	Washable walls
Resuscitators	Wastebaskets
Scales	Wheelchairs
Sealed floors	Window blinds
Seats	Windows
Sequential compression devices	Windshields
Shelves	Work benches
Shower[s] [fixtures] [curtains] [doors] [stalls] [walls]	X-ray equipment
Side rails	Waste receptacles
	Whirlpool [bathtubs] [tubs] [units]

Note: Bracketed information is denoted as: [optional text], {informational purposes}, (insert as noted).  
The term “this product” used throughout this document may be replaced with the marketed product brand name.  
To use the term “germ” the product must be efficacious against 2 of the 3 major classes of organisms.  
The term “X” is a place holder for a number between 0 to 100.  
The term “Y” is a place holder for a character A – Z.

**[TYPES OF SURFACES (Cont.):]**

Farm/ Animal/Veterinary Facilities/

Animal Housing Facilities

Animal equipment

Automatic feeders

Brushes

Buckets

Cages

Carts

Crates

Delivery [truck[s]] [vehicle[s]]

[Examination] [exam] tables

[Feed racks] [Mangers]

Fenc[es][ing]

Gates

[Gathering] [Guiding] [Handling] equipment

Grooming equipment

Hatchers

Instruments

Kennel[s] [Dog] [runs]

Loading platforms

Pens

[Pitch]forks

Racks

Scrapers

Setters

Sexing tables

Shovels

Stables

Stall doors

Trays

Troughs

Vehicle[s] [mats] [cabs] [wheels]

Veterinary equipment

Veterinary [care] surfaces

[Waterers] [Fountains]

Other hard, non-porous surfaces made of:

Acrylic

Baked enamel surfaces

Chrome

Corian®

Finished woodwork

Finished terrazzo

Formica®

Glass

Glazed [ceramic] [quarry] [tile[s]]

Glazed enameled surfaces

Glazed porcelain

Laminated surfaces

Linoleum

Metal, except copper and brass

Non-food contact crystal

Painted surfaces

Plastic [surfaces] [such as polystyrene or polypropylene]

Rubber

Sealed fiberglass

Sealed granite

Sealed marble

Sealed mirror stone

Sealed quartz

Sealed stone

Stainless steel

Synthetic marble

Upholstery- vinyl and plastic

Vinyl

Note: Bracketed information is denoted as: [optional text], {informational purposes}, (insert as noted).  
The term “this product” used throughout this document may be replaced with the marketed product brand name.  
To use the term “germ” the product must be efficacious against 2 of the 3 major classes of organisms.  
The term “X” is a place holder for a number between 0 to 100.  
The term “Y” is a place holder for a character A – Z.

### **[TYPES OF SOILS:]**

Bacon fat	Heel [marks] [scuffs]
Baked on cheese	Honey
Bathtub rings	[Ink] [Pen] [marks]
Beverage stains	Jelly
Blood	Juice stains
Body oils	Laboratory stains
[Build Up]	Limescale
[Built] Up]	Lint
[[Burnt] [Dried] on] Food [stains]	Makeup
[Burnt on] [Kitchen] Grease	Mold [and] [mildew] stains
[Dried on] Stains	Mud
[Dried on] Toothpaste	Oil
Coffee [stains]	Organic matter
Common [soils] [stains]	Outdoor grime
Cooking splashes	Pancake mix
Cosmetics	Particles [residues]
Crayon	Peanut butter
Crumbs	Pencil
Dead skin	Pet [stains] [messes]
Dirt	Rust
Fecal matter	Shaving cream
Fingerprints	Smudges
Food [residues] [spills] [stains]	Soap [Scum]
Footprints	Sticky messes
Gravy	Tea [stains]
Grime	Tomato sauce
Hair [spray] [gel]	Tough soil[s]
[Hand] [Body] lotion	Urine [stains]
Hard Water [stain]	Wine [stains]

### **[ALLERGENS:]**

[cat] [dog] [pet] [dander] [hair]	dust mite particles
cockroach debris	dust mite debris
cockroach matter	hair
cockroach particles	pollen [particles] [from timothy grass]
dust mite matter	



Note: Bracketed information is denoted as: [optional text], {informational purposes}, (insert as noted).  
 The term “this product” used throughout this document may be replaced with the marketed product brand name.  
 To use the term “germ” the product must be efficacious against 2 of the 3 major classes of organisms.  
 The term “X” is a place holder for a number between 0 to 100.  
 The term “Y” is a place holder for a character A – Z.

**[ORGANISMS - SPRAY APPLICATION:]**

{Note to reviewer: The following claims require spray application directions for use be included on the label.}

<b>[Disinfection for hard, non-porous surfaces – bacteria, 2-minute contact time]</b>
<i>Pseudomonas aeruginosa</i> [ATCC 15442]
<i>Salmonella enterica</i> [ATCC 10708]
<i>Staphylococcus aureus</i> [ATCC 6538]
<i>Acinetobacter baumannii</i> [ATCC BAA-1709]
<i>Escherichia coli</i> [ATCC 11229]
<i>Klebsiella aerogenes</i> [ATCC 13048]
<i>Klebsiella pneumoniae</i> [ATCC 13883]
Methicillin Resistant <i>Staphylococcus aureus</i> [MRSA] [ATCC 33592]
<i>Streptococcus pneumoniae</i> [ATCC 6305]
<b>[Disinfection for hard, non-porous surfaces – viruses, [1-minute] [60 second] contact time]</b>
*Hepatitis B Virus [HBV] [Strain 9/1/15, Hepadnavirus Testing Inc.]
*Hepatitis C Virus [HCV] [Strain NADL, ATCC VR-1422]
*HIV-1 [Strain IIIB]
*Influenza A virus H3N2 [Influenza] [Influenza Virus] [Strain A/8/68, ATCC VR-544]
*Norovirus [Strain F9, ATCC VR-782]
*Respiratory Syncytial Virus [RSV] [Strain Long, ATCC VR-26]
*Rhinovirus type 37 [Strain 151-1, ATCC VR-1607]
*Rotavirus [Strain WA, ATCC VR-2018]
*SARS-Related Coronavirus 2 [SARS-CoV-2] [cause of COVID-19] [Strain 1/2020, BEI Resources NR-52281]
<b>[Disinfection for hard, non-porous surfaces – animal viruses, [1-minute] [60 second] contact time]</b>
*Avian Influenza A H7N9 [Strain A/Anhui/1/2013, CDC # 2013759189]
*Feline Calicivirus [Strain F9, ATCC VR-782]
<b>[Disinfection for hard, non-porous surfaces – animal viruses, 5-minute contact time]</b>
*Canine parvovirus [Strain Cornell-780916-80, ATCC VR-2017]
<b>[Disinfection for hard, non-porous surfaces – fungi, 10-minute contact time]</b>
<i>Trichophyton interdigitale</i> [athlete's foot fungus] [ATCC 9533]
<b>[Sanitization for hard, non-porous, non-food contact surfaces – bacteria, [1-minute] [60 second] contact time]</b>
<i>Klebsiella aerogenes</i> [ATCC 13048]
<i>Staphylococcus aureus</i> [ATCC 6538]
<b>[Spot sanitization for soft surfaces – bacteria, [1-minute] [60 second] contact time]</b>
<i>Klebsiella aerogenes</i> [ATCC 13048]
<i>Staphylococcus aureus</i> [ATCC 6538]

Note: Bracketed information is denoted as: [optional text], {informational purposes}, (insert as noted).  
The term “this product” used throughout this document may be replaced with the marketed product brand name.  
To use the term “germ” the product must be efficacious against 2 of the 3 major classes of organisms.  
The term “X” is a place holder for a number between 0 to 100.  
The term “Y” is a place holder for a character A – Z.

**[ORGANISMS - APPLICATION BY CLOTH, MOP, SPONGE OR IMMERSION:]**

{Note to reviewer: 5-minute disinfection claims against any of the following bacteria require the directions for use for application using cloth, mop, sponge [sprayer] or immersion be included on the label.}

<b>[Disinfection for hard, non-porous surfaces – bacteria, 5-minute contact time]</b>
<i>Pseudomonas aeruginosa</i> [ATCC 15442]
<i>Salmonella enterica</i> [ATCC 10708]
<i>Staphylococcus aureus</i> [ATCC 6538]

{Note to Reviewer: These statements for claims against large non-enveloped, and/or enveloped emerging viral pathogens shall not appear on marketed (final print) product labels.}

**EMERGING VIRAL PATHOGEN CLAIMS**

This product qualifies for emerging viral pathogen claims per the EPA’s ‘Guidance to Registrants: Process for Making Claims Against Emerging Viral Pathogens not on EPA-Registered Disinfectant Labels’ when used in accordance with the appropriate use directions indicated below.

This product meets the criteria to make claims against certain emerging viral pathogens from the following viral category[ies]:

- Enveloped viruses
- Large, non-enveloped viruses

<i>For an emerging viral pathogen that is a/an...</i>	<i>...follow the directions for use for the following organisms on the label:</i>
Enveloped virus	Norovirus
Large, non-enveloped viruses	Norovirus

**NUGEN® EHP 1:32 Dilutable** has demonstrated effectiveness against viruses similar to [name of emerging virus] on **hard, non-porous surfaces**. Therefore, **NUGEN® EHP 1:32 Dilutable** can be used against [name of emerging virus] when used in accordance with the directions for use against **Norovirus on hard, non-porous surfaces**. Refer to the [CDC or OIE] website at [pathogen-specific website address] for additional information.

{OR}

[Name of illness/outbreak] is caused by [name of emerging virus]. **NUGEN® EHP 1:32 Dilutable** kills similar viruses and therefore can be used against [name of emerging virus] when used in accordance with the directions for use against **Norovirus on hard, non-porous surfaces**. Refer to the [CDC or OIE] website at [website address] for additional information.”

Note: Bracketed information is denoted as: [optional text], {informational purposes}, (insert as noted).  
The term “this product” used throughout this document may be replaced with the marketed product brand name.  
To use the term “germ” the product must be efficacious against 2 of the 3 major classes of organisms.  
The term “X” is a place holder for a number between 0 to 100.  
The term “Y” is a place holder for a character A – Z.

*{Note to Reviewer: Every qualified FIFRA claim has mandatory “hard, non-porous surface” verbiage. Therefore, it remains optional in the use directions but is present in every FIFRA claim. See statements under Qualifiers.}*

**DIRECTIONS FOR USE** *{Note to reviewer: Not all these use directions will appear on the label}*

It is a violation of Federal law to use this product in a manner inconsistent with its labeling.

**Dilution:**

Clean/Deodorize [1:32]..... 4 fl. oz. diluted with water to 1 gallon  
Disinfection [1:32]..... 4 fl. oz. diluted with water to 1 gallon  
Virucide\* [1:32]..... 4 fl. oz. diluted with water to 1 gallon  
Hard, Non-Porous Surface Sanitizer [1:32]..... 4 fl. oz. diluted with water to 1 gallon  
Soft Surface Sanitizer [1:32]..... 4 fl. oz. diluted with water to 1 gallon

*{Note to reviewer: May substitute with other equivalent dilutions, such as: Dilute 1 fl. oz. with water to achieve 1 quart [cleaning] solution OR Dilute 1/4 fl. oz. with water to achieve 1 cup [cleaning] solution OR Dilute 31.25 mL with water to achieve 1L [cleaning] solution.}*

**TO CLEAN [HARD, NON-POROUS SURFACES] [SEALED, FINISHED FLOORS] [/ DEODORIZE] [/ REMOVE ALLERGENS<sup>2</sup>]:** Dilute 4 fl. oz. [of this product] with water to achieve 1 gallon of solution [1/32] or [equivalent dilution]. Apply use solution with a cloth, disposable wipe, mop, sprayer [device] or by immersion to wet the surfaces.

**RV Holding Tanks:** Toilet waste: cover bottom of holding tank with water and add 4 fl. oz. If odors return before time to empty, simply add 4 fl. oz. to the tank. Kitchen waste: add 4 fl. oz. to gray water tank as needed to control malodors created by dirty dish water.

**Laundry:** 4 fl. oz. per load added during the final rinse cycle deodorizes all offensive odors.

**Carpets:** 4 fl. oz. per gallon of shampoo solution eliminates odors associated with urine, vomit, smoke, and mildew. Reapply after cleaning for freshening effects. Allow to dry.

**Pet Odors:** Use 4 fl. oz. per gallon of water for urine, feces, and vomit, in carpet and upholstery. Clean prior to application then spray onto affected areas. Allow 2 minutes contact time. Then blot with clean cloth. Allow to dry. Also effective on pet bedding and litter boxes.

**Sewage Backup, Water Damage:** Use 4 fl. oz. per gallon of water. Spray over affected areas before and after cleaning and extraction. Use proper ventilation.

**TO SANITIZE / DISINFECT [ON HARD, NON-POROUS SURFACES] [AND] [NON-CRITICAL MEDICAL DEVICE OR MEDICAL EQUIPMENT SURFACES] BY SPRAY APPLICATION:** Dilute [4 fl. oz.] [0.25 Pints] [1/2 cup] with water to achieve 1 gallon of solution [[1/32] or [equivalent] dilution]. [Pre-clean surface]. Using a coarse spray device and spraying 6 - 8 inches from the surface, apply enough product to visibly wet the surface. Do not breathe spray. Surface must remain visibly wet for the entire contact time.

**TO SANITIZE:** Allow to remain visibly wet for [1 minute] [60 seconds].

**TO DISINFECT:** Allow to remain visibly wet for 2 minutes. [For [Hepatitis B Virus [HBV]] [,][and] [Hepatitis C Virus [HCV]] [,][and] [HIV-1] [,][and] [Influenza A Virus H3N2] [and] [Norovirus] [Feline Calicivirus] [and] [Respiratory Syncytial Virus [RSV]] [and] [Rhinovirus type 37] [and] [Rotavirus] [and] [SARS-Related Coronavirus 2] [and] [Avian Influenza A Virus H7N9]] [and] [cold and flu viruses<sup>1</sup>], allow surface to remain visibly wet for 1 minute.] [For Canine parvovirus, allow surface to remain visibly wet for 5 minutes.] [For Trichophyton interdigitale, allow surface to remain visibly wet for 10 minutes.] Allow surface to air dry. Rinse all food contact surfaces and child / baby hard, non-porous surfaces with potable water or a damp cloth after use.

Note: Bracketed information is denoted as: [optional text], {informational purposes}, (insert as noted).  
The term “this product” used throughout this document may be replaced with the marketed product brand name.  
To use the term “germ” the product must be efficacious against 2 of the 3 major classes of organisms.  
The term “X” is a place holder for a number between 0 to 100.  
The term “Y” is a place holder for a character A – Z.

**TO DISINFECT [ON HARD, NON-POROUS SURFACES] [AND] [NON-CRITICAL MEDICAL DEVICE OR MEDICAL EQUIPMENT SURFACES] BY CLOTH, MOP, SPONGE, [SPRAYER] OR BY IMMERSION:** Dilute [4 fl. oz.] [0.25 Pints] [1/2 cup] with water to achieve 1 gallon of solution [[1/32] or [equivalent] dilution]. [Pre-clean surface]. Apply use-solution with a cloth, mop, sponge, [sprayer] or by immersion until visibly wet. Treated surfaces must remain visibly wet for 5 minutes. [For [Hepatitis B Virus [HBV]] [,][and] [Hepatitis C Virus [HCV]] [,][and] [HIV-1] [,][and] [Influenza A Virus H3N2] [and] [Norovirus] [Feline Calicivirus] [and] [Respiratory Syncytial Virus [RSV]] [and] [Rhinovirus type 37] [and] [Rotavirus] [and] [SARS-Related Coronavirus 2] [and] [Avian Influenza A Virus H7N9]] [and] [cold and flu viruses<sup>1</sup>], allow surface to remain visibly wet for 1 minute.] [For Canine parvovirus, allow surface to remain visibly wet for 5 minutes.] [For Trichophyton interdigitale, allow surface to remain visibly wet for 10 minutes.] Allow surface to air dry. Rinse all food contact surfaces and child / baby hard, non-porous surfaces with potable water or a damp cloth after use.

**\*KILLS HIV AND HBV AND HCV ON PRE-CLEANED HARD, NON-POROUS, ENVIRONMENTAL SURFACES / OBJECTS PREVIOUSLY SOILED WITH BLOOD / BODY FLUIDS** in health care settings or other settings in which there is an expected likelihood of soiling of inanimate surfaces / objects with blood or body fluids, and in which the surfaces / objects likely to be soiled with blood or body fluids can be associated with the potential for transmission of Human Immunodeficiency Virus Type 1 [HIV-1] [associated with AIDS] or Hepatitis B Virus [HBV] or Hepatitis C Virus [HCV].

**Special Instructions for Cleaning and Decontamination against HIV-1 or HBV or HCV on Surfaces / Objects Soiled With Blood / Body Fluids.**

**Personal Protection:** Cleanup must always be done wearing protective gloves, gowns, masks and eye protection.

**Cleaning Procedure:** Blood and other body fluids containing HIV-1 or HBV or HCV must be visibly cleaned from surfaces and objects before application of **NUGEN® EHP 1:32 Dilutable**.

**Contact Time:** Leave surface visibly wet for 1 minute with a 4 fl. oz. per gallon use-solution.

**Disposal of Infectious Material:** Blood, body fluids, cleaning materials and clothing must be autoclaved and disposed of according to local regulations for infectious waste disposal.

**TO DISINFECT IN ANIMAL CARE FACILITIES / ANIMAL LABORATORIES / FARMS / KENNELS / PET SHOPS / LIVESTOCK, POULTRY AND SWINE HOUSES / VETERINARY PRACTICES / ZOOS:**

Remove all animals, feeds and packing materials from premises, animal transportation vehicles, coops, crates, enclosures, etc. Empty all troughs, racks and other feeding and watering appliances. Remove all litter, droppings and manure from floors, walls and surfaces of barns, pens, stalls, chutes and other facilities and fixtures occupied or traversed by animals. Visibly clean all surfaces with soap or detergent and rinse with water. Surfaces should be visibly clean prior to treatment. Dilute [4 fl. oz.] [0.25 Pints] [1/2 cup] with water to achieve 1 gallon of solution [[1/32] or [equivalent] dilution]. *{Note to reviewer: choose one of the following application methods}* [Apply use-solution using a coarse spray device and spraying 6 - 8 inches from the surface. Apply enough product to visibly wet the surface. [Spray handling and restraining equipment such as leashes, muzzles, halters or ropes, as well as forks, shovels, and scrapers used for removing litter and manure.]] *{OR}* [Apply use-solution with a cloth, mop, sponge, sprayer or by immersion to visibly wet the surfaces. [Immerse all halters, ropes and other types of equipment used in handling and restraining animals, as well as forks, shovels, and scrapers used for removing litter and manure.]] Surface must remain visibly wet for the entire contact time. Ventilate buildings, coops and other closed spaces. Do not house animals or employ equipment until treatment has been absorbed, set or dried. Rinse all surfaces that come in contact with food, including equipment used for feeding or watering, with potable water before reuse.

*{Note to reviewer: For mushroom farm use the following statement must be included.}* **DO NOT APPLY USE-SOLUTION TO THE MUSHROOM CROP, COMPOST OR CASING.** Rinse treated surfaces with potable water before they contact the crop, compost or casing.

Note: Bracketed information is denoted as: [optional text], {informational purposes}, (insert as noted).  
The term “this product” used throughout this document may be replaced with the marketed product brand name.  
To use the term “germ” the product must be efficacious against 2 of the 3 major classes of organisms.  
The term “X” is a place holder for a number between 0 to 100.  
The term “Y” is a place holder for a character A – Z.

#### **TOILET BOWL [AND URINAL] DISINFECTANT / CLEANER DIRECTIONS:**

Remove visible filth prior to disinfection.

Add 4 oz. to the bowl and mix. Brush over exposed surfaces and under the rim; allow to remain visibly wet for 5 minutes and flush.

#### **TO SANITIZE / DISINFECT SALON / BARBER INSTRUMENTS AND TOOLS [Such as combs, brushes, razors, scissors, blades and manicure instruments]:**

Dilute [4 fl. oz.] [0.25 Pints] [1/2 cup] with water to achieve 1 gallon of solution [[1/32] or [equivalent] dilution]. For visibly soiled instruments and tools, pre-clean prior to treatment.

**TO SANITIZE:** {Not For Use in California} Using a coarse spray device and spraying 6 - 8 inches from the surface, apply enough product to visibly wet the surface. Do not breathe spray. Surface must remain visibly wet for [1 minute] [60 seconds].

**NOTE:** Plastics require no rinsing. Stainless steel shears and instruments should be rinsed and dried after [1 minute] [60 seconds] and kept in a clean non-contaminated receptacle. Prolonged contact with the sanitizing solution may cause damage to metal instruments.

**TO DISINFECT:** Completely immerse instruments and tools and allow them to remain visibly wet for 5 minutes.

**Note:** Plastics may remain immersed until ready to use. Stainless steel shears and instruments must be removed after required contact time, rinsed, dried and kept in a clean, non-contaminated receptacle. Prolonged soaking may cause damage to metal instruments.

#### **TO SANTIZE / DISINFECT WHIRLPOOL [UNITS] [BATH[S]:**

After using the [whirlpool [unit] [bath]], drain and refill with fresh water to [just cover the intake valve] [cover the highest jet] [2 inches above the highest jet]. Wash down the sides, [[deck,] [seat of chair lift,] [any related equipment,]] and any uncovered surfaces on the [bath] [unit] with a clean swab, brush or sponge until visibly clean. Add 4 fl. oz. of [this product] (insert product name) for each gallon of fresh water added. Start the pump to circulate the solution. Treated surfaces must remain visibly wet for the entire contact time. After treatment, drain the solution from the [unit] [bath] and rinse the treated surfaces with fresh water. Wipe dry with a clean sponge or cloth or allow to air dry. Repeat for visibly soiled units.

**TO SANITIZE:** Allow to remain visibly wet for [1 minute] [60 seconds].

**TO DISINFECT:** Allow to remain visibly wet for 5 minutes.

#### **TO SANTIZE / DISINFECT FOOT SPAS:**

After using the whirlpool foot spa, drain the water. Use 4 fl. oz. of product per gallon of water to cover the intake valve or 2 inches above the highest jet. Start the pump to circulate the solution. Swab exposed surfaces including unit sides, chair and any related equipment thoroughly with a cloth, sponge or brush until visibly clean and allow treated surfaces to remain visibly wet for the entire contact time. After treatment, drain the solution from the unit and rinse the treated surfaces with fresh water. Wipe dry with a clean sponge or cloth or allow to air dry. Repeat for visibly soiled units.

**TO SANITIZE:** Allow to remain visibly wet for [1 minute] [60 seconds].

**TO DISINFECT:** Allow to remain visibly wet for 5 minutes.

Note: Bracketed information is denoted as: [optional text], {informational purposes}, (insert as noted).  
The term “this product” used throughout this document may be replaced with the marketed product brand name.  
To use the term “germ” the product must be efficacious against 2 of the 3 major classes of organisms.  
The term “X” is a place holder for a number between 0 to 100.  
The term “Y” is a place holder for a character A – Z.

#### **FOR USE IN ULTRASONIC BATH UNITS:**

Use [this product] (insert product name) to disinfect hard, non-porous, non-critical objects compatible with ultrasonic cleaning units. Pour fresh use-solution directly into bath chamber. Preclean visibly soiled objects. Place objects into unit and operate for a minimum of 5 minutes, according to the manufacturer's directions. Remove objects and wash with sterile water [sterile water for injection] or allow to air dry. Prepare fresh solution for each use.

*{For food processing or other facilities that have installed entryway sanitizing systems}*

**SHOE BATH SANITIZER DIRECTIONS:** To reduce cross contamination between treated surfaces in animal areas, shoe baths containing one inch of freshly made solution must be placed at all entrances to buildings and hatcheries. Scrape waterproof work boots and place in a 4 fl. oz. per gallon of water use-solution for [1 minute] [60 seconds] prior to entering area. Change the solution in the bath daily or when solution appears diluted or soiled.

#### **SHOE FOAM SANITIZING DIRECTIONS: (Not Registered For Use By California)**

To reduce cross contamination between treated surfaces in animal areas and the packaging and storage areas of food plants. Apply a foam layer approximately ½ to 2 inches thick made from a solution of 4 fl. oz. of **NUGEN® EHP 1:32 Dilutable** per gallon of water [or equivalent dilution], at all entrances to buildings, hatcheries, production and packaging rooms by using a foam generating machine or aerator to apply the foam layer. Follow the foaming directions as specified by the manufacturer of the foam generator or aerator. Scrape waterproof work [boots] [shoes]. Stand or walk through foamed area for [1 minute] [60 seconds] prior to entering area. Wash and replace foam area at least daily or more often if the foam area appears diluted or soiled.

#### **TO SPOT SANITIZE SOFT SURFACES:**

For spot treatment only. Apply use solution with a sprayer. Hold bottle 6” – 8” from surface and spray until fabric is wet. Fabric must remain visibly wet for [1 minute] [60 seconds]. [Reapply as necessary.] Allow fabric to air dry. Visibly soiled areas must be cleaned prior to sanitizing.

#### **OPTIONAL ADVISORY STATEMENTS:**

- Always test on a hidden [section] [area] of fabric to protect from damage prior to use.
- Always test on a hidden [section] [area] of fabric prior to use for colorfastness.
- Before use in federally inspected meat and poultry food processing plants and dairies, food products and packaging materials must be removed from the room or carefully protected.
- Contact manufacturer of wood floors prior to use.
- Not recommended for [unpainted] [,][or] [unfinished] [,][or] [oiled] [or] [waxed] wood.
- Not recommended for unsealed tiles.
- [Not recommended for use on] [Avoid contact with] [[natural] marble] [,][and] [brass] [and] [copper].
- Do not use on silk, rayon acetate or satin fabrics.
- Do not use [this product] on dishes, glasses, or utensils.
- For food contact surfaces rinse with clean potable water after use.
- For other surfaces, spot test in an inconspicuous area to avoid deleterious effects.
- For other surfaces, spot test in an inconspicuous area to avoid surface damage.
- It is recommended to test product by applying to a small discrete area to determine compatibility before proceeding with its use.
- Not a hand sanitizer
- Not for use on skin
- Test hidden area prior to use for colorfastness.

*{Note for reviewer: For labels that list medical premises and metal and / or stainless steel surfaces, one of the following statements must be used:}*



Note: Bracketed information is denoted as: [optional text], {informational purposes}, (insert as noted).  
The term “this product” used throughout this document may be replaced with the marketed product brand name.  
To use the term “germ” the product must be efficacious against 2 of the 3 major classes of organisms.  
The term “X” is a place holder for a number between 0 to 100.  
The term “Y” is a place holder for a character A – Z.

This product is not to be used as a terminal sterilant / high level disinfectant on any surface or instrument that [1] is introduced directly into the human body, either into or in contact with the bloodstream or normally sterile areas of the body, or [2] contacts intact mucous membranes but which does not ordinarily penetrate the blood barrier or otherwise enter normally sterile areas of the body. [This product may be used to pre-clean or decontaminate critical or semi-critical medical devices prior to sterilization or high level disinfection.]

{or}

This product is not for use on medical device surfaces.

{Note to reviewer: **ONE** of the following two statements will be used:}

**BACTERICIDAL STABILITY OF USE-DILUTION:** When diluted, **NUGEN® EHP 1:32 Dilutable** remains stable for {Note to reviewer: one of the following timeframes must be selected:} [up to 7 days] [up to one week] [up to 14 days] [up to two weeks] [up to 21 days] [up to three weeks] [up to 30 days] [up to four weeks] [up to one month] when stored in a sealed container such as a spray bottle. If product becomes visibly dirty or contaminated, the use-dilution must be discarded and fresh product prepared. Always use clean, properly labeled containers when diluting this product. Bactericidal stability of the use-dilution does not apply to open containers such as buckets or pails.

{or}

Prepare a fresh solution daily or more often if the solution becomes visibly dirty or diluted.



Note: Bracketed information is denoted as: [optional text], {informational purposes}, (insert as noted).  
The term “this product” used throughout this document may be replaced with the marketed product brand name.  
To use the term “germ” the product must be efficacious against 2 of the 3 major classes of organisms.  
The term “X” is a place holder for a number between 0 to 100.  
The term “Y” is a place holder for a character A – Z.

*{Note to reviewer: For nonrefillable containers for commercial, industrial, and institutional uses – all sizes – Chapter 13, Table C3 of the Label Review Manual’s statements about burning are labeled as “Not required,” therefore, no incineration language is provided for plastic containers.}*

## **STORAGE AND DISPOSAL**

Do not contaminate water, food, or feed by storage or disposal.

**Pesticide Storage:** Open dumping is prohibited. Store in original container in areas inaccessible to children.

**Pesticide Disposal:** Pesticide wastes may be hazardous. Improper disposal of excess pesticide, spray mixture or rinsate is a violation of Federal Law. If these wastes cannot be disposed of by use according to label instructions, contact your State Pesticide or Environmental Control Agency, or the Hazardous Waste Representative at the nearest EPA Regional Office for guidance.

### **Container Handling:**

**{Plastic and Metal Containers:}** Nonrefillable container. Do not reuse or refill this container. Clean container promptly after emptying. Triple rinse as follows: Fill container 1/4 full with water and recap. Shake for 10 seconds. Drain for 10 seconds after the flow begins to drip. Follow Pesticide Disposal instructions for rinsate disposal. Repeat procedure two more times. Then offer for recycling if available or puncture and dispose of in a sanitary landfill, or by other procedures approved by state and local authorities.

**{Bag in Box Containers:}** Nonrefillable container. Do not reuse or refill this container. Clean container promptly after emptying. Completely empty bag into application equipment, then offer for recycling if available or dispose of empty bag in a sanitary landfill or by incineration.

*{Note to reviewer: For nonrefillable containers for household and residential uses.}*

## **STORAGE AND DISPOSAL**

Store in original container in areas inaccessible to children. Nonrefillable container. Do not reuse or refill this container. Wrap [container] and put in trash or offer for recycling if available.

{or}

Store in original container in areas inaccessible to children. Nonrefillable container. Do not reuse or refill this container. Wrap [container] and put in trash or offer for reconditioning if appropriate.

*{Note to reviewer: For nonrefillable sealed containers - Several packaging options are designed for use dilution systems with sealed containers or bottles to reduce worker exposure to the concentrate. None of these can be triple rinsed because they are closed sealed containers. The following text will be used on these sealed container types:}*

## **STORAGE AND DISPOSAL**

Do not contaminate water, food, or feed by storage or disposal.

**Pesticide Storage:** Open dumping is prohibited. Store in original container in areas inaccessible to children.

**Pesticide Disposal:** Pesticide wastes may be hazardous. Improper disposal of excess pesticide, spray mixture or rinsate is a violation of Federal Law. If these wastes cannot be disposed of by use according to label instructions, contact your State Pesticide or Environmental Control Agency, or the Hazardous Waste Representative at the nearest EPA Regional Office for guidance.

**Container Handling:** Nonrefillable container. Do not reuse or refill this container. Offer for recycling if available or place [or put] in trash or in a sanitary landfill.

Note: Bracketed information is denoted as: [optional text], {informational purposes}, (insert as noted).  
The term “this product” used throughout this document may be replaced with the marketed product brand name.  
To use the term “germ” the product must be efficacious against 2 of the 3 major classes of organisms.  
The term “X” is a place holder for a number between 0 to 100.  
The term “Y” is a place holder for a character A – Z.

*{Note to reviewer: For refillable containers – all sizes - In Chapter 13, Table C10 of the Label Review Manual the statement including incineration is labeled as “Not required;” therefore, no incineration language is provided for plastic containers.}*

## **STORAGE AND DISPOSAL**

Do not contaminate water, food, or feed by storage or disposal.

### **Pesticide Storage:**

Open dumping is prohibited. Store in original container in areas inaccessible to children.

### **Pesticide Disposal:**

Pesticide wastes may be hazardous. Improper disposal of excess pesticide, spray mixture or rinsate is a violation of Federal Law. If these wastes cannot be disposed of by use according to label instructions, contact your State Pesticide or Environmental Control Agency, or the Hazardous Waste Representative at the nearest EPA Regional Office for guidance.

### **Container Handling:**

Refillable container. Refill this container with pesticide only. Do not reuse this container for any other purpose. Cleaning the container before final disposal is the responsibility of the person disposing of the container. Cleaning before refilling is the responsibility of the refiller.

**{Plastic or Metal Containers:}** To clean the container before final disposal, empty the remaining contents from this container into application equipment or a mix tank. Fill the container about 10 percent full with water. Agitate vigorously, and dispose of rinsate consistent with pesticide disposal instructions. Repeat this rinsing procedure two more times. Then offer for recycling if available or reconditioning if appropriate or puncture and dispose of in a sanitary landfill, or by other procedures approved by state and local authorities.

Note: Bracketed information is denoted as: [optional text], {informational purposes}, (insert as noted).  
The term “this product” used throughout this document may be replaced with the marketed product brand name.  
To use the term “germ” the product must be efficacious against 2 of the 3 major classes of organisms.  
The term “X” is a place holder for a number between 0 to 100.  
The term “Y” is a place holder for a character A – Z.

#### [QUALIFIERS:]

- <sup>1</sup> Kills Respiratory Syncytial Virus [RSV], Rhinovirus type 37 and Influenza A virus H3N2 on hard, non-porous surfaces in [1 minute] [60 seconds].
- <sup>2</sup> This product removes the following allergens from hard, non-porous surfaces: [cockroach debris] [,] [cockroach matter] [,] [cockroach particles] [,] [[cat] [dog] [pet] [dander] [hair]] [,] [dust mite debris] [,] [dust mite matter] [,] [dust mite particles] [,] [hair] [,] [pollen [particles] [from timothy grass]]
- <sup>3</sup> Kills 99.9% of *Pseudomonas aeruginosa* [Pseudomonas] [,][and][&] [*Salmonella enterica* [Salmonella]] [,][and][&] *Staphylococcus aureus* [Staph] [and][&] [*Escherichia coli*] in 2 minutes when applied by sprayer to hard, non-porous surfaces.
- <sup>4</sup> Kills 99.9% of *Pseudomonas aeruginosa* [Pseudomonas] [,][and][&] [*Salmonella enterica* [Salmonella]] [,][and][&] *Staphylococcus aureus* [Staph] [and][&] [*Escherichia coli*] in 5 minutes when applied on hard, non-porous surfaces via cloth, mop [,] [or] sponge [or] [sprayer] or by immersion.
- <sup>5</sup> ~~Kills 99.9% of *Klebsiella aerogenes* [and] [&] *Staphylococcus aureus* [Staph] on hard, non-porous surfaces in [1 minute] [60 seconds].~~
- <sup>6</sup> Kills 99.9% of Canine parvovirus on hard, non-porous surfaces in 5 minutes.
- <sup>7</sup> Kills 99.9% of SARS-Related Coronavirus 2 on hard, non-porous surfaces in [1 minute] [60 seconds].
- <sup>8</sup> Kills 99.9% of *Klebsiella aerogenes* [and] [&] *Staphylococcus aureus* [Staph] on plain cotton weave and 100% polyester fabric in [1 minute] [60 seconds].
- <sup>9</sup> Allow the surface to adjust to room temperature before disinfection.
- <sup>10</sup> Kills 99.9% of Hepatitis B Virus [HBV], Hepatitis C Virus [HCV] and HIV-1 on hard, non-porous surfaces in [1 minute] [60 seconds].
- <sup>11</sup> Compared to Ready-to-Use Products
- <sup>12</sup> Consult [original equipment manufacturer] [OEM] before using a disinfectant on electronic surfaces.
- <sup>13</sup> Kills 99.9% of Norovirus on hard, non-porous surfaces in [1 minute] [60 seconds].
- <sup>14</sup> Kills *Escherichia coli*, *Pseudomonas aeruginosa*, *Salmonella enterica*, *Staphylococcus aureus*, *Acinetobacter baumannii*, *Klebsiella aerogenes*, *Klebsiella pneumoniae*, Methicillin Resistant *Staphylococcus aureus* and *Streptococcus pneumoniae* on hard, non-porous surfaces in 2 minutes.
- <sup>15</sup> Kills *Pseudomonas aeruginosa*, *Salmonella enterica* and *Staphylococcus aureus* on hard, non-porous surfaces in 5 minutes.
- <sup>16</sup> Kills 99.9% of *Klebsiella aerogenes* [and] [&] *Staphylococcus aureus* [Staph] on hard, non-porous, non-food contact surfaces in [1 minute] [60 seconds].
- <sup>17</sup> Kills 99.9% of Hepatitis B Virus [HBV], Hepatitis C Virus [HCV], HIV-1, Influenza A virus H3N2, Feline Calicivirus (Norovirus), Respiratory Syncytial Virus [RSV], Rhinovirus type 37, Rotavirus, SARS-Related Coronavirus 2 [SARS-CoV-2] and Avian Influenza A H7N9 on hard, non-porous surfaces in [1 minute] [60 seconds] and Canine parvovirus on hard, non-porous surfaces in 5 minutes.
- <sup>18</sup> Kills 99.9% of *Trichophyton interdigitale* on hard, non-porous surfaces in 10 minutes.

Note: Bracketed information is denoted as: [optional text], {informational purposes}, (insert as noted).  
The term "this product" used throughout this document may be replaced with the marketed product brand name.  
To use the term "germ" the product must be efficacious against 2 of the 3 major classes of organisms.  
The term "X" is a place holder for a number between 0 to 100.  
The term "Y" is a place holder for a character A – Z.

## SECONDARY CONTAINER LABEL

*{Note to reviewer: When this product is diluted in accordance with the directions on this label, the dilution container must bear the following statements:}*

# NUGEN® EHP 1:32 Dilutable

### Active Ingredients:

Hydrogen peroxide .....	7.56%
Other Ingredients:.....	92.44%
Total:.....	100.00%

*The product in this container must be diluted at the use rate of 4 oz. or less per gallon of water as directed on the pesticide product label.*

## KEEP OUT OF REACH OF CHILDREN DANGER [PELIGRO]

### PRECAUTIONARY STATEMENTS

#### HAZARDS TO HUMANS AND DOMESTIC ANIMALS

**DANGER. CORROSIVE.** Causes irreversible eye damage and skin burns. Do not get in eyes, on skin, or on clothing. Wear protective eyewear (goggles or face shield), coveralls over a long-sleeved shirt and long pants, socks, chemical-resistant footwear, and rubber or chemical resistant gloves. Harmful if swallowed or if absorbed through skin. Wash thoroughly with soap and water after handling and before eating, drinking, chewing gum, using tobacco, or using the toilet. Remove and wash contaminated clothing before reuse.

*{Note to Reviewer: In accordance with 40 CFR 156.68(d), all first aid statements, as prescribed, will appear on the front panel of the label.}*

#### FIRST AID

**IF IN EYES:** Hold eye open and rinse slowly and gently with water for 15-20 minutes. Remove contact lenses, if present, after the first 5 minutes, then continue rinsing eye. Call a poison control center or doctor for treatment advice.

**IF ON SKIN OR CLOTHING:** Take off contaminated clothing. Rinse skin immediately with plenty of water for 15-20 minutes. Call a poison control center or doctor for treatment advice.

**IF SWALLOWED:** Call a poison control center or doctor immediately for treatment advice. Have person sip a glass of water if able to swallow. Do not induce vomiting unless told to do so by a poison control center or doctor. Do not give anything by mouth to an unconscious person.

**NOTE TO PHYSICIAN:** Probable mucosal damage may contraindicate the use of gastric lavage.

Have the product container or label with you when calling a poison control center or doctor, or going for treatment. For general information on product use, etc., call the National Pesticides Information Center at 1-800-858-7378. You may also contact the poison control center at 1-800-222-1222 for emergency medical treatment information.

*Follow the directions for use on the pesticide label when applying this product.*

EPA Reg. No. 6836-XXX

Diluted product not for sale or distribution.

Note: Bracketed information is denoted as: [optional text], {informational purposes}, (insert as noted).  
The term “this product” used throughout this document may be replaced with the marketed product brand name.  
To use the term “germ” the product must be efficacious against 2 of the 3 major classes of organisms.  
The term “X” is a place holder for a number between 0 to 100.  
The term “Y” is a place holder for a character A – Z.

*{Note to reviewer: The following are considered optional graphics and marketing language.}*

*{Note to reviewer. The following may be used only if the supplemental registrant has obtained a Kosher Certification.}*

[Any Kosher Symbol such as:]  
[Kosher]



*{Note to reviewer: The following may be used for products used for farm disinfection.}*



Note: Bracketed information is denoted as: [optional text], {informational purposes}, (insert as noted).  
The term “this product” used throughout this document may be replaced with the marketed product brand name.  
To use the term “germ” the product must be efficacious against 2 of the 3 major classes of organisms.  
The term “X” is a place holder for a number between 0 to 100.  
The term “Y” is a place holder for a character A – Z.

**THE FOLLOWING SECTIONS CONTAIN PROPRIETARY  
LANGUAGE AND GRAPHICS.**

**THESE SECTIONS ARE ONLY AVAILABLE FOR SUPPLEMENTAL  
REGISTRANTS APPROVED FOR ITS USE.**

Note: Bracketed information is denoted as: [optional text], {informational purposes}, (insert as noted).  
The term “this product” used throughout this document may be replaced with the marketed product brand name.  
To use the term “germ” the product must be efficacious against 2 of the 3 major classes of organisms.  
The term “X” is a place holder for a number between 0 to 100.  
The term “Y” is a place holder for a character A – Z.

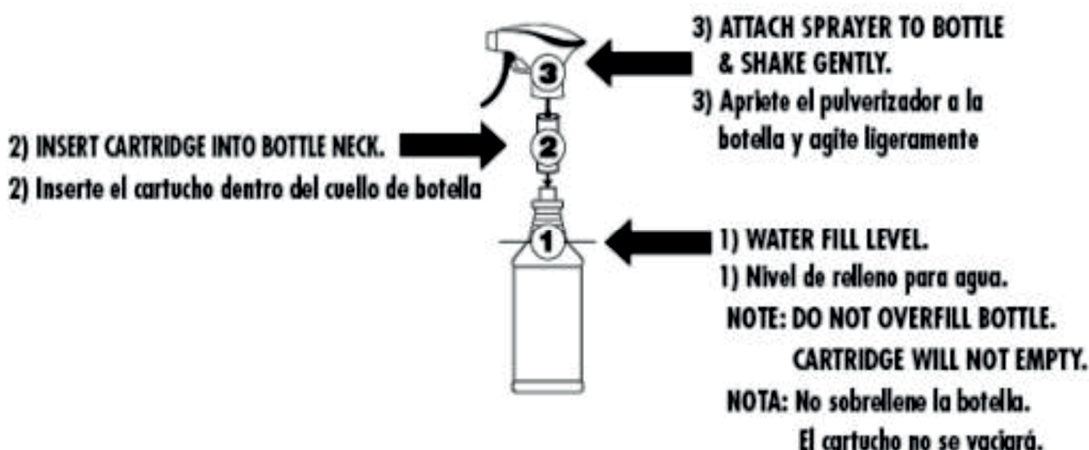
{Note to reviewer: The following are optional proprietary claims and graphics.}

### {Section 1}

{Note to Reviewer: The following is to be used with product supplied with a closed spray bottle dilution system, which consists of a small cartridge containing the concentrate. These directions will appear on the outside of the package containing the cartridges.}

**CARTRIDGES** [How to use] {or} [Order of quick instructions]: Fill bottle to the [water fill] [32 ozs.] [25 ozs.] [X ozs.] [level] [line]. NOTE: DO NOT OVERFILL BOTTLE - CARTRIDGE WILL NOT EMPTY. Insert [0.25 oz] [0.195 oz] [x oz] cartridge into bottle neck. Attach sprayer to bottle and shake gently.

{Note to Reviewer: The following can be used in conjunction with the above CARTRIDGE DIRECTIONS or as a replacement for the above CARTRIDGE DIRECTIONS. The below pictogram will appear on the outside of the package containing the cartridges.}



{or} How to use {or} [Order of quick instructions]:

1. Refill: When your bottle is empty, refill with water to fill line. DO NOT OVERFILL BOTTLE [OR] [.] [CARTRIDGE WILL NOT EMPTY.]
2. Reload: Insert [the] [refill] [pod] [cartridge] into bottle neck.
3. Re-Use: [Attach sprayer to bottle & shake gently.] Insert the sprayer through the [pod] [cartridge]. Tighten sprayer to release concentrate and go right back to (cleaning)(disinfection).

### [PACKET] [CARTRIDGE] LABEL

{Note to Reviewer: The following is to be used as a small package label for use with the closed spray bottle system which consists of a small cartridge containing the concentrate. This label will appear on the cartidge.}

### [0.25] [0.195] [x] OUNCE CARTRIDGE LABEL TO BE USED WITH MASTER CONTAINER LABEL:

ACTIVES (%), NET CONTENTS, KOOROC STATEMENT, DANGER, SEE [OUTER CONTAINER] [INSERT] [HANGTAG] [REFERENCE SHEET] FOR [COMPLETE] [ADDITIONAL] INFORMATION ETC.

### [PACKET] [CARTRIDGE] [STARTER KIT] OUTER PACKAGING PRECAUTIONARY LANGUAGE

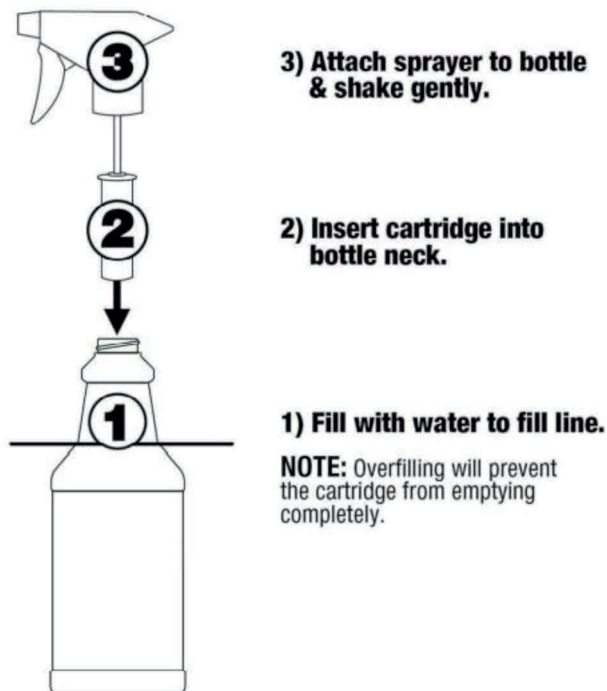
{Note to Reviewer: For OUTER PACKAGING of [PACKET] [CARTRIDGE] [STARTER KIT], intended for use with a closed spray bottle system, complete full first aid statement can be used on the front panel of the outer packaging or a statement to follow the below instructions where the full precautionary and first aid language will be placed on the back panel.}



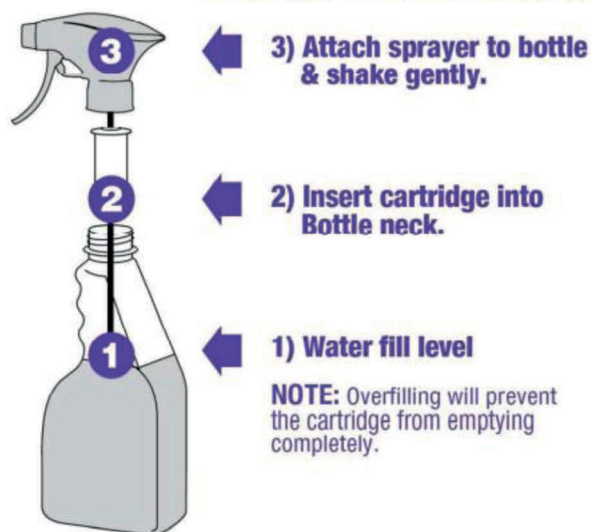
Note: Bracketed information is denoted as: [optional text], {informational purposes}, (insert as noted).  
The term “this product” used throughout this document may be replaced with the marketed product brand name.  
To use the term “germ” the product must be efficacious against 2 of the 3 major classes of organisms.  
The term “X” is a place holder for a number between 0 to 100.  
The term “Y” is a place holder for a character A – Z.

{Note to reviewer: The following are optional proprietary claims and graphics.}  
{Section 1} {con’t}

## Refill Directions



## Refill Directions



### **Cartridge Instructions {choose one of the following}:**

Insert cartridge as shown into empty spray bottle. Fill bottle with water to fill line on spray bottle.

Note: Do not overfill bottle. Overfilling will prevent cartridge from emptying.

{OR}

Insert cartridge as shown into empty spray bottle. Fill bottle with water as directed on the product label.

Note: Do not overfill bottle. Over filling will prevent cartridge from emptying.