



OFFICE OF CHEMICAL SAFETY AND POLLUTION PREVENTION

WASHINGTON, D.C. 20460

February 22, 2024

Desiree Valentin
Regulatory Assurance Specialist
Arxada, LLC
412 Mt. Kemble Avenue, Suite 200S
Morristown, NJ 07960
Email Transmittal: desiree.valentin@arxada.com

Subject: Notification per PRN 98-10 – Provide clarification for water used to test pathogens, add food contact sanitizer language, add bleach free claim, and optional brackets
Product Name: Nugen NR-128
EPA Registration Number: 6836-446
Application Date: 03/27/2023 and 02/22/2024
Case Number: 00442959

Dear Desiree Valentin:

The Agency is in receipt of your Application for Pesticide Notification under Pesticide Registration Notice (PRN) 98-10 for the above referenced product. The Registration Division (RD) has conducted a review of this request for its applicability under PRN 98-10 and finds that the action requested falls within the scope of PRN 98-10.

The label submitted with the application has been stamped “NOTIFICATION” and placed in our records.

Should you wish to add/retain a reference to the company’s website on your label, then please be aware that the website becomes labeling under the Federal Insecticide, Fungicide, and Rodenticide Act (FIFRA) and is subject to review by the Agency. If the website is false or misleading, the product would be misbranded and unlawful to sell or distribute under FIFRA section 12(a)(1)(E). 40 CFR 156.10(a)(5) lists examples of statements EPA may consider false or misleading. In addition, regardless of whether a website is referenced on your product’s label, claims made on the website may not substantially differ from those claims approved through the registration process. Therefore, should the Agency find or if it is brought to our attention that a website contains false or misleading statements or claims substantially differing from the EPA approved registration, the website will be referred to the EPA’s Office of Enforcement and Compliance.

If you have any questions, please contact Marcel Howard or at howard.marcel@epa.gov.

Sincerely,

A handwritten signature in black ink, appearing to read "Marcel Howard", written in a cursive style.

Marcel Howard, Product Manager (34)
Regulatory Management Branch II
Antimicrobials Division (7510M)
Office of Pesticide Programs

Note to reviewer:

[Items in brackets [AAA] are optional and may/may not be included on final label]

{Items in braces {AAA} are for information purposes and will not appear on final label}

NUGEN® NR-128**NOTIFICATION**

6836-446

The applicant has certified that no changes, other than those reported to the Agency have been made to the labeling. The Agency acknowledges this notification by letter dated:

02/22/2024

[Sanitizer] / [Disinfectant] / [Deodorizer] / [Virucide*] **[Food contact surface sanitizer]**

For Home, Commercial, Institutional and Industrial Use

For Food, Dairy, Beverage, Meat, Poultry, Egg and Seafood Processing and Farm Use

For Farm, School, Dairy, Restaurant, Food Handling and Processing Areas, Bar and Institutional Kitchen Use

For use in federally inspected meat and poultry plants

An effective sanitizer for use on food contact surfaces

Active Ingredients:

Poly(hexamethylenebiguanide) hydrochloride 6.830%

Didecyl dimethyl ammonium carbonate and didecyl dimethyl ammonium bicarbonate..... 5.010%

Other Ingredients:..... 88.160%

Total..... 100.000%

KEEP OUT OF REACH OF CHILDREN**DANGER [PELIGRO]**

Note to Reviewer: In accordance with 40 CFR 156.68(d), all first aid statements, as prescribed, will appear on the front panel of the product label.]

Si usted no entiende la etiqueta, busque a alguien para que se la explique a usted en detalle. (If you do not understand the label, find someone to explain it to you in detail.)

Manufactured by:

Arxada, LLC

412 Mt. Kemble Ave

Suite 200S

Morristown, NJ 07960

See [right] [left] [side] [back] panel for Precautionary Statements

EPA Reg. No. 6836-446

EPA Est. No. (as indicated on container)

Net [Contents] [Wt.] [Weight]: (expressed as avoirdupois pounds and ounces)

[Barcode]

[QR Code]

[Country of Origin (insert country name)]

[Manufactured in (insert country name)]

FIRST AID

IF IN EYES: Hold eye open and rinse slowly and gently with water for 15-20 minutes. Remove contact lenses, if present, after first 5 minutes, then continue rinsing. Call a poison control center or doctor for treatment advice.

IF ON SKIN OR CLOTHING: Take off contaminated clothing. Rinse skin immediately with plenty of water for 15-20 minutes. Call a poison control center or doctor for treatment advice.

IF INHALED: Move person to fresh air. If person is not breathing, call 911 or an ambulance, then give artificial respiration, preferably by mouth-to-mouth, if possible. Call a poison control center or doctor for treatment advice.

NUGEN® NR-128

EPA Reg. No. 6836-446

EPA Notification 03.27.2023

{Note To Reviewer: Language in [] is considered optional or interchangeable.}

IF SWALLOWED: Call a poison control center or doctor immediately for treatment advice. Have person sip a glass of water if able to swallow. Do not induce vomiting unless told to do so by a poison control center or doctor. Do not give anything by mouth to an unconscious person.

NOTE TO PHYSICIAN: Probable mucosal damage may contraindicate the use of gastric lavage.

Have the product container or label with you when calling poison control center or doctor or going for treatment.

{Optional Emergency contact information}

[For emergency information on [product, usage, etc.], call [1-XXX-XXX-XXXX], Monday through Friday, 9 a.m. to 5 p.m. After 5 p.m. call your poison control center at 1-800-222-1222.]

PRECAUTIONARY STATEMENTS

HAZARDS TO HUMANS AND DOMESTIC ANIMALS

DANGER. Corrosive. Causes irreversible eye damage and skin burns. May be fatal if inhaled. Harmful if swallowed or absorbed through the skin. Do not get in eyes, on skin, or clothing. Do not breathe spray mist. Wear appropriate protective eyewear such as goggles, face shield or safety glasses. Wear protective clothing and protective [rubber or chemical resistant] gloves. Wash thoroughly with soap and water after handling and before eating, drinking, chewing gum, using tobacco or using the toilet. Remove contaminated clothing and wash clothing before reuse.

{Note to reviewer: If container size is 5 gallons or larger, the following Environmental Hazards statements will be used:}

ENVIRONMENTAL HAZARDS

This pesticide is toxic to fish and aquatic invertebrates. Do not discharge effluent containing this product into lakes, streams, ponds, estuaries, oceans or other waters unless in accordance with the requirements of a National Pollutant Discharge Elimination System (NPDES) permit and the permitting authority has been notified in writing prior to discharge. Do not discharge effluent containing this product to sewer systems without previously notifying the local sewage treatment plant authority. For guidance, contact your State Water Board or Regional Office of the EPA.

{Note to reviewer: Pages 3-11 are considered optional marketing language. All designators (i.e. asterisks and numbers) used throughout the label may be interchanged as needed on final printed label.}

{Note to reviewer: The following claims containing "New" may only be used for a period of six months after EPA's approval of a revised or alternate formula, beginning when the product is first sold or distributed.}

- Introducing [new]
- New and Improved [formula] [disinfecting no-rinse formula]!
- New [no-rinse disinfecting formula] [disinfecting no-rinse formula]!
- New [no-rinse disinfectant][!] [and] [food surface sanitizer][!]
- New [multifunctional][dual use] food surface antimicrobial
- New [Convenient] Package
- New Larger Size
- New Bigger Bottle

MARKETING CLAIMS:

- Dilutable concentrated disinfectant [and sanitizer]
- 4-minute disinfection
- [With] 4 minute contact times

CLEANING CLAIMS:

- [A] chemically balanced disinfectant [and sanitizer] [that provides clear use solutions even in the presence of hard water].
- Can help reduce cross-contamination between treated surfaces
- Cleans [and] [disinfects] in one step ²
- Cleans and disinfects hard, non-porous surfaces²
- [Cleans [and disinfects] everyday kitchen messes ^{1, 2}
- Cleans [away] [up] dirt, dust and hair
- Cleans [breaks] through [everyday] [messes]
- Cleans to a [Sparkle] [Shine]
- Cuts through [dirt] [stains] [grime] [soils]
- Delivers non-acid disinfectant and cleaning performance in an economical concentrate.
- Deodorizes by killing microorganisms that cause offensive odors.
- [Everyday] [Regular] Cleaning
- For commercial use
- For [light touch ups] [quick clean-ups]
- For everyday messes
- Formulated for effective farm, poultry, and swine premise and veterinary practice.
- Gets up stuck-on messes
- For cleaning [(insert from list of any approved use site)]
- For cleaning your home [home][kitchen][bathroom][room][dorm][office][cart][car][classroom][gym]
- Helps reduce risk of cross contamination between treated surfaces
- Multi-purpose kitchen [everyday] [daily] [touch-up] [cleaning]
- One step [disinfectant ²] [sanitizer ⁵]

CLEANING CLAIMS (Cont.):

- For [spring] [home] [kitchen] [bathroom] [dorm] [office] [cart] [car] cleaning
- For cleaning your [home] [kitchen] [bathroom] [room] [dorm] [office] [cart] [car]
- Leaves your [house] [bathroom] [kitchen] fresh and clean
- Great on [glass] [mirrors] [[stainless] steel]
- Is a no-rinse sanitizer formula.
- Is a no-rinse food contact surface sanitizer [concentrate]¹
- Is an economical concentrate.
- Low odor
- Low streak formula
- Tested according to AOAC Germicidal & Detergent standards for sanitizing previously cleaned food-contact surfaces.
- No rinsing required
- No rinse required [even on] [food contact surfaces]
- No rinse needed
- No-rinse disinfectant formula
- No need to rinse
- No sticky residue
- No potable water rinse required on [disinfected] [sanitized] hard, non-porous surfaces
- Rinse free [formula]
- No rinse [disinfecting] [sanitizing] formula
- Now cleaning is [easier] than [ever] [before]
- Quick clean-ups.
- The convenient way to keep your home looking “just cleaned”

ANTIBACTERIAL CLAIMS:

- 4 Minute broad pathogen kill claims including Norovirus
- 4 minute acting [disinfectant] [antimicrobial]¹
- 60 second [sanitizer] [sanitization]
- All around the house [disinfecting] [cleaning formula]¹
- A no-rinse formula that cleans [and] [disinfects]^{1, 2}
- Antibacterial
- Antibacterial Formula
- [Antimicrobial] [antibacterial] [disinfecting]¹
- [Clean and] [disinfect] in just [4] [four] minutes^{1, 2}
- [Clean] [sanitize] and [disinfect] [commonly touched] [household] hard, non-porous surfaces in [just] minutes^{1, 2}
- Cleans and [disinfects] [sanitizes]^{1, 2}
- Cleans and [disinfects] in one step^{1, 2}
- Convenient 4 minute hospital disinfection¹
- Kills bacteria
- Daily [Surface] [Disinfection] [Sanitizer] [Cleaner]¹
- [Designed] [Built] [Developed] [Formulated] [Engineered] for [disinfecting] [sanitizing] and [cleaning]
- [Designed] [Built] [Developed] [Formulated] [Engineered] for Everyday [disinfecting] [sanitizing] [cleaning]
- [Disinfect] [Surfaces¹] [Your House¹] [Your Kitchen¹] [Your Bathroom¹] [Daily] [Everyday]
- Disinfects surfaces¹ by killing [99.9%] SARS-Related Coronavirus 2 [SARS-CoV-2] [USA-WA1/2020] [in one step]
- [Disinfect] [Your Desk] [Your Office] [Your Room] [Daily] [Everyday]

- [Disinfecting] Formula
- Disinfect Hassle-free
- Disinfects¹
- Effective against SARS-CoV-2 [USA-WA1/2020] [in 1 minute]¹
- [Effective against] [Disinfects] [Kills] [99.9%] SARS-CoV-2 [virus]¹
- Disinfect [household] surfaces in [just] 4 minutes[!]¹
- [Disinfect] [airplane] [airliner] [tray[s]] [tray table[s]]

ANTIBACTERIAL CLAIMS (Cont.):

- [Disinfect] any room in the house¹
- Disinfects [without [a] [the] [that] disinfectant smell]
- [Clean] [Sanitize] and disinfect [in one step]
- [Effective against] [Disinfects] [Kills] [99.9%] SARS-CoV-2 virus, the cause of COVID-19¹
- Effective in [disinfecting] [sanitizing] [your] [household] [kitchen] [bathroom] [surfaces¹]
- Effectively disinfects common household hard, non-porous surfaces
- Everyday [surface¹] [disinfectant] [sanitizer] [cleaner]
- Fights the Flu Virus^{*8,1}
- [Kills] [Destroys 99.9%] bacteria in [just] 4 minutes[!]¹
- [Kills] [Destroys 99.9%] [[Pseudomonas aeruginosa] [Escherichia coli] [Salmonella enterica] in [just] 4 minutes[!]¹
- Kills antibiotic resistant bacteria⁷
- Kills the Flu Virus^{*8,1}
- Kills [Community Associated] [Methicillin Resistant Staphylococcus aureus] [CA-MRSA]
- Kill[s] viruses^{*1} including the following listed [organisms]: [Coronavirus SARS-CoV-2] [and] [Influenza A Virus [H1N1]] [and] [Hepatitis B] [and] [Hepatitis C]
- Great for everyday [disinfecting] [sanitizing] [cleaning][and] [wiping]
- Hassle-free [disinfection] [sanitization]
- Kills coronavirus⁶ that causes COVID-19
- [Kills] [Effective against] the virus⁶ that causes COVID-19
- [Kills] [Eliminates] 99.9% SARS-Related Coronavirus [SARS-CoV-2] [USA-WA1/2020] [causative agent of COVID-19] [the virus that causes COVID-19]¹
- Kills harmful bacteria that grows in the shower/bathroom
- [Kills] [Removes] [Destroys 99.9%] (*Insert pathogen or pathogens from lists on page 11*) [on [pre-cleaned] environmental surfaces]¹
- [Kills] [Removes] [Destroys] 99.9% of bacteria¹
- [Kills] [Removes] [Destroys] 99.9% of bacteria, leaves [leaving] hard, non-porous surfaces [clean and] disinfected
- [Kills] [Removes] [Destroys] 99.9% of foodservice bacteria¹
- Kills Salmonella enterica²
- Kills the coronavirus⁶ that causes COVID-19
- Kills the virus⁶ that causes COVID-19
- Kills [the] COVID-19 causing virus^{6,2}
- Kills [99.9% of] SARS-CoV-2, which causes COVID-19¹
- Kills [99.9%] [of] Listeria monocytogenes
- Kills Norovirus [in] [just] 4 minutes [!]¹
- Leaves hard, non-porous surfaces clean and disinfected²
- Reduce risk of cross contamination between treated hard non-porous surfaces
- Remove 99.9% of bacteria [from your] [surfaces¹] [home] [kitchen] [bathroom] [office]
- Use as a [disinfectant] [sanitizer] on [dishes] [glassware] [utensils] [cutting boards¹] [without rinsing] [with no rinse required]
- Disinfect [food contact] [kitchen] hard, non-porous surfaces without a [potable] water rinse
- Dual food surface antibacterial claims [food] [surface][sanitization][and][no-rinse][disinfection]
- Provides food surface [contact] sanitization and no-rinse disinfection¹
- Disinfect [and] [kill viruses] [kill norovirus] while you sanitize [food contact][kitchen] [surfaces]¹

- [Multi-functional] antimicrobial for [food contact][kitchen] hard, non-porous surfaces
- [Disinfect] [Sanitize] [baby] [children's] toys¹
- [Disinfect] [Sanitize] [bathroom] [kitchen] [sink[s]] [faucet[s]] [flush handle] [seat] [light switch] [door] [handle] [knob]
- [Disinfect] [Sanitize] [camping] [hiking] [boating] equipment
- [Disinfect] [Sanitize] [cell] [mobile] phones
- [Disinfect] [Sanitize] [computers[s]] [keyboards] [touchpads] [mouse]
- [Disinfect] [Sanitize] [daycare] [childcare] facilities
- [Disinfect] [Sanitize] [desk tops] [work tables] [work areas] [school desks] [shared equipment]
- [Disinfect] [Sanitize] [hotel] [motel] [public] [shared] [TV] [television[s]] [remote control[s]] [remote[s]] [telephone[s]] [phone[s]] [computer[s]] [keyboard[s]] [fax machine[s]]
- [Disinfect] [Sanitize] [shopping] [grocery] cart[s] [handle[s]]
- [Disinfect] [Sanitize] [cabinets], [chairs], [counter[s]top[s]], [shower] [door[s]] [stalls], [bathtub[s]], [sink[s]], [vanities], [vanity] [top[s]], [bathroom] [fixture[s]] [faucet[s]]
- [Disinfect] [Sanitize] the hard, non-porous surfaces of [personal protective equipment] [PPE] [respirators] [full face breathing apparatus] [gas masks] [goggles] [face shields] [hearing protection] [ear covers] [safety ear muffs] [helmets] [protective head gear] [hard hats]
- [Disinfect] [Sanitize] the hard, non-porous surfaces of [sports] [sporting] [gym] [athletic] [workout] [equipment] [machines]

ANTIBACTERIAL CLAIMS (Cont.):

- [Disinfect] [Sanitize] the hard, non-porous surfaces of [wrestling] [gymnastic] [gym] [athletic] [yoga] [tumbling] [mats] [pads]
- [Disinfect] [Sanitize] the [interior] [exterior] of [household] [kitchen] appliances³
- [Disinfect] [Sanitize] [waiting rooms] [public areas]
- [Disinfect] [Sanitize] [your] [household] [surfaces¹] [items] [:] [such as] [high chairs] [booster seats] [strollers] [car seats] [cribs] [tables] [tabletops] [counters] [countertops] [appliances] [sinks] [glazed tiles] [light switches] [door handles] [railings] [telephones] [trash] [garbage] [can[s]] [receptacle[s]] [bin[s]]
- [Disinfect] [Sanitize] [your] [dishes] [glassware] [utensils] [plastic cutting boards¹] [without rinsing] [with no rinse required]
- [Disinfect] [Sanitize] [your] bottling and beverage dispensing equipment [without rinsing] [with no rinse required]
- Disinfects (*insert from approved list of pathogens*) in [just] 4 minutes
- [Proven to] kill[s] coronavirus⁶
- [Proven to] kill[s] the virus⁶ that causes COVID-19
- [Proven to] wipe out² 99.9% coronavirus⁶
- Sanitizes (*insert from approved list of pathogens*) in [just] [1 minute] [60 seconds]¹
- The convenient way to disinfect your household hard, non-porous surfaces
- The smart [way to] clean [and disinfect]
- Use NUGEN® NR-128 to disinfect sinks and tubs.
- [This product or product name] is an effective disinfectant against [Staphylococcus aureus] [*Klebsiella pneumoniae*]
- This product will clean and disinfect hard, non-porous surfaces.
- Two in one action [cleans and [disinfects] in one step]²
- [With proven] antibacterial action
- Wipes out² 99.9% of COVID-19-causing coronavirus^{1,6}
- Wipes out² 99.9% of [the] COVID-19-causing virus^{1,6}

USAGE CLAIMS:

- For Homes
- For Homes & Institutional Use
- For Commercial Use
- For household surfaces [all around the house] indoor and outdoor¹
- Use NUGEN® NR-128 in kitchens, bathrooms and other household areas.
- For cleaning of showers and tubs, shower doors and curtains, fixtures and toilet bowls.
- For restaurants [Front of House] [Back of House]

- May be used on plastic cutting boards¹ [without rinsing]
- May be used on dishes [without rinsing]
- May be used on eating utensils [without rinsing]
- May be used on [Household] kitchen surfaces [without rinsing]¹
- Multi-purpose¹
- Multi-surface¹
- Specially formulated for use in the [kitchen] [bathroom]

SURFACE SAFETY CLAIMS:

- This formula will not harm [most] surfaces such as: *{must insert specific surface types listed on pages 11-12 to use surface safety claim}*

VALUE CLAIMS:

- Saves [Labor] time [with 4 minute disinfection] [with 1 minute sanitization]¹
- Is effective and economical.
- Is an economical concentrate
- Concentrated to produce less waste
- Concentrated to avoid shipping water
- XX% More [Free] Bonus Size, [Bonus] [Free] [XX-oz] [XX-Ounces] XX for the Price of YY.

PACKAGING CLAIMS:

- Convenient [Refillable]
- Only use approved refill packs.
- Package breakthrough
- Package is XX% recyclable

PACKAGING CLAIMS (Cont.):

- Portable
- Recyclable [packaging] [bottle]
- Refill [size] [bottle]
- Refillable [size] [bottle]
- [Bottle] [Packaging] composed of [x%] recycled materials
- [Bottle] [Packaging] composed of [x%] renewable materials
- Converted with [x%] [wind] [solar] energy
- Less [Oil Consumption], [Landfill Waste], [Production Energy], [and] [Freight Energy]
- [Made with] X% less plastic
- [Made with] X% less plastic [than similar size containers] [than previous[ly] used container[s]]
- Package contains xx% recycled materials
- Package contains xx% post-consumer waste
- Packaged with [x%] [wind] [solar] energy
- Packaging contains XX% [post-consumer waste] [recycled materials]
- Produced with [Wind] [Solar] Energy
- The product was manufactured with X% [Wind] [Solar] Energy
- [This product was] [Produced] [Manufactured] with [x%] [wind] [solar] energy

Note to reviewer: The following claims are to be used for secondary container labeling only}

- Refill and Reuse
- Refill[Reuse][Recycle]
- Refillable [or] [Reusable]

OTHER CLAIMS:

- **Bleach Free [formula]**
- Call *(Insert phone number)*
- Cleaning Advice? Visit [insert webpage address]
- Clear drying formula
- Comments?

- Contains No Phosphate
- Do not use for personal cleansing.
- **Does not contain bleach**
- Convenient to store
- Exact, [precise] dilution
- Fragrance-free
- If you are not completely satisfied with this product, return it for a refund or replacement.
- No harsh scent
- Phosphate free
- Quality Guaranteed
- Questions?
- Save time with [this product or product name] [!]
- Saves steps
- Saves Time
- This product contains no [phosphates or] phosphorous [compounds].
- No [need to] rinse

NUGEN® NR-128 [Brand Name] [This Product]:

- Delivers non-acid disinfecting, sanitizing and cleaning performance
- [Is] A [disinfectant] [sanitizer] that [disinfects] [sanitizes] and deodorizes in one labor saving step.²
- When used as directed, NUGEN® NR-128 will deodorize surfaces in toilet areas, behind and under sinks and counters, garbage cans and garbage storage areas, and other places where bacterial growth can cause malodors.
- Deodorizes by killing microorganisms that cause offensive odors.
- Is a chemically balanced disinfectant
- Will not leave grit or soap scum.
- Is a [one-step] disinfectant cleaner that is effective against a broad spectrum of bacteria when used as directed.
- Is a proven "one-step" disinfectant - which is effective in the presence of 5% serum contamination.
- [Kills] [kitchen¹] [bathroom¹] [bacteria].
- Kills bacteria
- Use it on bathroom and kitchen surfaces like countertops, appliances, door handles, light switches, sinks, and tubs.

Cross-contamination is of major [housekeeping] concern. **NUGEN® NR-128** has been formulated to aid in the reduction of cross-contamination between treated surfaces in the home, schools, institutions and industry.

Use NUGEN® NR-128:

- as a disinfectant on hard, nonporous surfaces.
- as a [food contact surface] sanitizer on hard, non-porous surfaces.
- in kitchens, bathrooms and other household areas. ¹
- to clean and disinfect finished floors, sinks and tubs.
- for cleaning of showers and tubs, shower doors and curtains, fixtures and exterior toilet bowl surfaces.
- to clean and disinfect non-porous personal [safety] [protection] equipment, protective headgear, hard hats, half mask respirators, full face breathing apparatus, gas masks, goggles, spectacles, face shields, silicone rubber or PVC hearing protectors and vinyl covered ear muffs. [Precaution: Cleaning at 120°F temperature will avoid overheating and distortion of the personal [safety] [protection] equipment that would necessitate replacement.
- to clean and disinfect hard non-porous surfaces of gym equipment, exercise machines, wrestling mats and gymnastic equipment.
- in [front of house] restaurant [dining] [eating] areas. ¹
- in [back of house] restaurant [food preparation] [operating] areas. ¹
- to [disinfect] [sanitize] dishes, glassware, plastic cutting boards¹, cookware and utensils.

May be used on dishes [without rinsing]

May be used on plastic cutting boards¹ [without rinsing]

Can help reduce the risk of cross-contamination from treated surfaces
Cleaning [and] [or] [disinfecting] [sanitizing] to go
Cleaning [and] [or] [disinfecting] [sanitizing] on the go
May be used on eating utensils [without rinsing]

[*Insert Brand name*] is registered in the United States and Trademark Office to [*Insert Company name*].
[*Insert Brand name*] is [a] registered trademark of [*Insert Company name*].

{Note to reviewer: The following is considered optional marketing language. Each item below also represents a graphic depicting the corresponding area of use. The graphics will only represent individual objects or outsides or insides of buildings as described below. No people, animal, or food will be depicted in graphics.}

[AREAS OF USE:]

Use **NUGEN® NR-128** to disinfect and sanitize:

Bathrooms	Athletic facilities
Children's rooms	Banks
Dens	Banquet Halls
Family rooms	Barber / Beauty shops
Homes [households]	Beverage processing facilities
Kitchens	Business and office buildings
Living room	Caterers / Catering facilities
Dental offices	Colleges
Hospitals	Correctional facilities
Medical Offices	Dairy processing plants
Nursing homes	Day care centers
Bars	Delicatessens
Breakrooms	Dressing rooms
Cafeterias	Exercise facilities
Convenience stores	Factories
Dining halls	Fitness centers
	Food manufacturing facilities
Food storage areas	Food packaging facilities
Restaurants [Front of House] [Dining & Eating Areas]	Food processing facilities
Restaurants [back of house] [kitchen]	Food service facilities
	Grocery
Airplanes	Gyms
Airports	Health clubs
Ambulance(s)	Hospitals
Automobiles	Hotels
Boats	Institutional facilities
Boxcars	Institutions
Buses	Laundry rooms
Campers	Locker rooms
Cars	Motels
Cruise ships	Nurseries
Delivery trucks	Nursing homes
Emergency [Police] [EMS] [Fire] [Rescue] vehicles	Playrooms
Food trucks	[Poultry][Meat/Seafood Packing]
Mobile food establishments	Facilities
Mobile homes	Prisons
Ships	Public facilities
Taxis	Public rest rooms
Trailers	Salons
Trains	Schools
Transportation terminals	Shower and bath areas
	Sick rooms
	Temporary Food Establishments
	Transportation Centers
	Camp grounds
	Playground equipment

{Note to reviewer: Each item below also represents a graphic depicting the corresponding type of surface. No people, animal, or food will be depicted in graphics. Only exteriors of microwaves and refrigerators will be depicted. Toy graphics will be submitted to Agency for review.}

[TYPES OF SURFACES:]

[Use **NUGEN® NR-128** on washable hard, non-porous surfaces of:]

{or}

[This product] will clean and disinfect washable hard, non-porous surfaces of:

All washable food contact surfaces

Appliances

Bar tops

Bathroom fixtures

Bathtubs [Fiberglass]

Beverage [machine or dispensers]³

Booster seats[Dining] Booths

Broilers³

Cabinets

Cafeteria trays

Cages

Car seat

Cash registers

Chairs

Changing tables

Coffee machines

Computer keyboards

Cooking surfaces³

Coolers³

Condiment containers

Cribs

Counters [countertops]

Bathrooms] [Kitchen] [Restaurant]

Cupboards

Desks

Diaper changing [tables] [counters]

Diaper pails

Digital devices

Dining tables

Dish racks

Doorknobs

Door handles

Drain boards

Equipment tables

Faucets

Faucet Handles

Floors

Finished floors

Food mixers

Garbage cans

Glass

Griddles³

Grills³

Gym mats

Hampers

Headsets

Highchairs

Ice machines [doors][tracks][ice chutes][ice bins][ceiling][wall][ice scoop][ice cube tray]³

Self-service condiment areas

Self-service service ware areas

Showers

Shopping cart handles

Shopping carts / baskets

Shower [stalls] [walls]

Sinks [bathroom, kitchen]

Slicers

Storage areas

Stoves [stovetops]³

Strollers

Tables, [picnic tables] [Dining Tables]

Tanning Beds³

Telephones

Toasters³

Exterior Toilet bowl surfaces

Toilet seats

Touchscreens

Toys¹

Trays [high chair] [hospital]

Tub walls

Tubs

Tiles, glazed

Walls

Trashcans

Food Trays

Self-service condiment areas

Self-service serviceware areas

Host/Hostess Stations

Laminated Menus

Lawn chairs

Beverage Dispensers

Other hard non-porous surfaces made of:

Acrylic

Finished woodwork

Formica®

Glass

Glazed ceramic

Glazed enameled surfaces

Glazed porcelain

Metal

Plastic [such as polystyrene or polypropylene]

Sealed granite

Sealed marble

Sealed quartz

Sealed stone

Stainless steel

Upholstery- vinyl and plastic

Lab benches
Linoleum
Light switches
Lunch boxes
Microwave ovens [exteriors]
Mixers
Non-wooden cutting boards¹
Non-Wooden Outdoor [patio] furniture except
cushions and wood frames
Ovens³
Pet [bowls or dishes]
Plastic cutting Board[s] ¹
Refrigerators [exteriors]³
Refrigerated storage and display equipment³
Restaurant tables

Note: Do not use on unpainted wood, natural marble or brass.

{Note to reviewer: ATCC numbers are listed on the data matrix.}

NUGEN® NR-128 [Brand Name] [This Product] is a [one-step] disinfectant, sanitizer, and cleaner tested according to the AOAC Modified Germicidal Spray Test Method modified in 375 ppm hard water in the presence of 5% organic serum against:

{or}

NUGEN® NR-128 [Brand Name] [This Product] is effective against [Kills] [Removes] [Destroys 99.9%]:

[Bacteria:]

Pseudomonas aeruginosa [ATCC 15442]
Salmonella enterica [Salmonella] [ATCC 10708]
Staphylococcus aureus [ATCC 6538]

Campylobacter jejuni [ATCC 29428]
Escherichia coli [ATCC 11229]
Escherichia coli O157:H7 [ATCC 35150]
Klebsiella pneumoniae [ATCC 4352]
Listeria monocytogenes [ATCC 19117]
Staphylococcus aureus - Community Associated Methicillin-Resistant [CA-MRSA] (NRS123) (USA400)
Shigella sonnei [ATCC 25931]
Yersinia enterocolitica [ATCC 23715]
Vibrio cholerae [ATCC 14035]

[Viruses*:]

*Hepatitis B Virus⁹ [HBV] [Grimaud Strain]
*Hepatitis C Virus [HCV] [NADL Strain]
*HIV-1 [AIDS Virus] [HTLV-IIIB]
*Human Norovirus [ATCC VR-782]
*Influenza A Virus⁹ [Influenza] [Influenza Virus] [A/8/68]
*SARS-Related Coronavirus 2 [SARS-CoV-2] [cause of COVID-19]

{Note to Reviewer: This product qualifies for the following emerging pathogen claims against large non-enveloped or enveloped viruses. The claims shall not appear on marketed (final print) product labels.}

EMERGING VIRAL PATHOGEN STATEMENT

This product qualifies for emerging viral pathogen claims per the EPA's 'Guidance to Registrants: Process for Making Claims Against Emerging Viral Pathogens not on EPA-Registered Disinfectant Labels' when used in accordance with the appropriate use directions indicated below.

This product meets the criteria to make claims against certain emerging viral pathogens from the following viral category[ies]:

- Enveloped Viruses
- Large Non-Enveloped Viruses

For an emerging viral pathogen that is a/an...	...follow the direction for use for the following organisms on the label:
Enveloped Viruses	Norovirus [ATCC VR-782]
Large Non-Enveloped Viruses	Norovirus [ATCC VR-782]

[Nugen NR-128] [Brand Name] [This Product] has demonstrated effectiveness against viruses similar to [name of emerging virus] on hard, non-porous surfaces. Therefore, **[Nugen NR-128] [Brand Name] [This Product]** can be used against [name of emerging virus] when used in accordance with the directions for use against [Norovirus (ATCC VR-782)] on hard, non-porous surfaces. Refer to the [CDC or OIE] website at [pathogen-specific website address] for additional information.

OR

[Name of illness/outbreak] is caused by [name of emerging virus]. **[Nugen NR-128] [Brand Name] [This Product]** kills similar viruses and therefore can be used against [name of emerging virus] when used in accordance with the directions for use against [Norovirus (ATCC VR-782)] on hard, non-porous surfaces. Refer to the [CDC or OIE] website at [website address] for additional information.

FOOD CONTACT SANITIZATION CLAIMS:

NUGEN® NR-128 is an effective sanitizer when diluted 1:128 for use on food contact hard, non-porous surfaces in 60 seconds against:

Escherichia coli [ATCC 11229]
Staphylococcus aureus [ATCC 6538]
Campylobacter jejuni [ATCC 29428]
Escherichia coli 01 57:H7 [ATCC 35150]
Listeria monocytogenes [ATCC 19117]
Shigella dysenteriae [ATCC 11835]
Salmonella enterica [ATCC 10708]

NON-FOOD CONTACT SANITIZATION CLAIMS:

NUGEN NR-128 is an effective sanitizer in 15 seconds when diluted 1:128 in 375 ppm hard water for use on non-food contact hard, non-porous surfaces against:

Klebsiella aerogenes [ATCC 13048]
Staphylococcus aureus [ATCC 6538]

DIRECTIONS FOR USE

It is a violation of Federal law to use this product in a manner inconsistent with its labeling.

Preparation of Disinfectant Use-Solution:

[Add] [mix] 1 oz. per gallon of water [1:128]

DISINFECTION / VIRUCIDAL*:

Apply use-solution with a coarse spray device by spraying 6 – 8 inches from the surface. Do not breathe spray. Treated surfaces must remain visibly wet for 4 minutes. Wipe dry with a cloth, sponge or mop or allow to air dry. For visibly soiled areas, a preliminary cleaning is required.

To disinfect food processing facilities: Spray surfaces with solution and allow to remain visibly wet for 4 minutes.

{Note for reviewer: For labels that list medical premises and metal and / or stainless steel surfaces, one of the following statements must be used:}

This product is not to be used as a terminal sterilant / high level disinfectant on any surface or instrument that (1) is introduced directly into the human body, either into or in contact with the bloodstream or normally sterile areas of the body, or (2) contacts intact mucous membranes but which does not ordinarily penetrate the blood barrier or otherwise enter normally sterile areas of the body. [This product may be used to pre-clean or decontaminate critical or semi-critical medical devices prior to sterilization or high level disinfection].

{or}

This product is not for use on medical device surfaces.

***KILLS HIV AND HBV AND HCV ON PRE-CLEANED ENVIRONMENTAL SURFACES / OBJECTS PREVIOUSLY SOILED WITH BLOOD / BODY FLUIDS**

in health care settings or other settings in which there is an expected likelihood of soiling of inanimate surfaces / objects with blood or body fluids, and in which the surfaces / objects likely to be soiled with blood or body fluids can be associated with the potential for transmission of Human Immunodeficiency Virus Type 1 [HIV-1] [associated with AIDS] or Hepatitis B Virus [HBV] or Hepatitis C Virus [HCV].

Special Instructions for Cleaning and Decontamination against HIV-1 or HBV or HCV On Surfaces / Objects Soiled With Blood / Body Fluids.

Personal protection: Clean-up must always be done wearing protective gloves, gowns, masks and eye protection.

Cleaning procedure: Blood and other body fluids containing HIV or HBV or HCV must be thoroughly cleaned from surfaces and objects before application of **NUGEN® NR-128 [Brand Name]** [this product] [spray] can be used for this purpose.

Contact time: Leave surface visibly wet for 4 minutes.

Disposal of infectious material: Blood, body fluids, cleaning materials and clothing must be autoclaved and disposed of according to local regulations for infectious waste disposal.

TO SANITIZE FOOD CONTACT SURFACES¹:

{or}

TO SANITIZE FOOD PROCESSING EQUIPMENT AND OTHER HARD, NON-POROUS SURFACES IN FOOD PROCESSING LOCATIONS, DAIRIES, RESTAURANTS AND BARS:

1. Prior to application, remove gross food particles and soil by a pre-flush, or pre-scrape and, when necessary, pre-soak. A pre-clean step is required for food contact sanitization.
2. Apply use-solution thoroughly wetting surfaces with a coarse spray device by spraying 6 – 8 inches from the surface. Do not breathe spray.
3. Treated surfaces must remain visibly wet for at least 60 seconds [one minute] followed by adequate draining and air drying. Do not rinse.

[Apply to sink tops, countertops, refrigerated³ storage and display equipment and other stationary hard nonporous surfaces by coarse spray.]

TO SANITIZE NON-FOOD CONTACT SURFACES:

To sanitize hard non-porous surfaces, spray 6 – 8 inches from the surface. Treated surfaces must remain visibly wet for 15 seconds. Wipe dry with a sponge, mop, or cloth or allow to air dry. [Do not use in food preparation, food handling and food storage areas. This product is not to be used on glassware, dishware, cookware or utensils.]

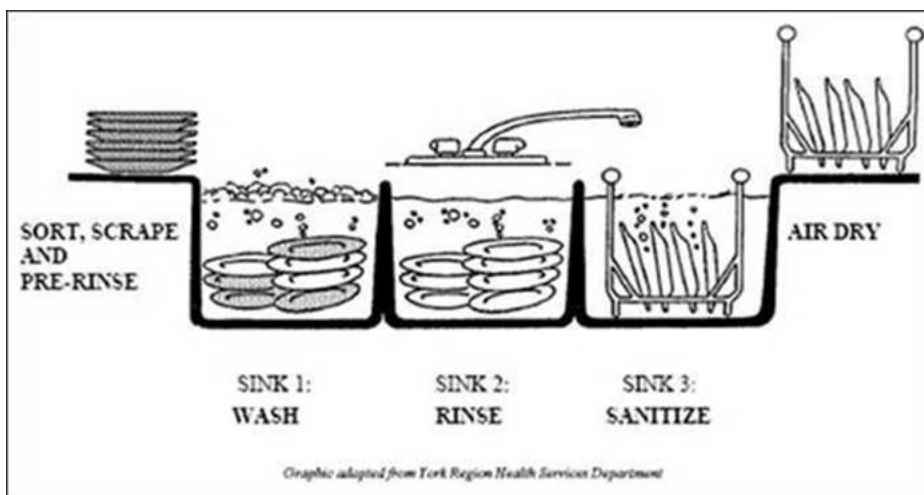
[NUGEN® NR-128 can be used in accordance with the U.S. Public Health Service food service sanitization recommendations.]

U.S. PUBLIC HEALTH SERVICE FOOD SERVICE SANITIZATION RECOMMENDATIONS

CLEANING AND SANITIZING:

1. Equipment and utensils must be thoroughly pre-flushed or pre-scraped and when necessary, pre-soaked to remove visible food particles and soil.
2. Thoroughly wash equipment and utensils in hot detergent solution.
3. Rinse utensils and equipment thoroughly with clean water.
4. Sanitize equipment and utensils by immersion in a use solution of (insert appropriate dilution from box here) [or equivalent dilution] for at least 60 seconds at a temperature of 75 °F.
5. For equipment and utensils too large to sanitize by immersion, apply a use-solution of (insert appropriate dilution here) [or equivalent dilution] by rinsing, spraying or swabbing until thoroughly wet.
6. Allow sanitized surface to drain [and air dry]. Do not rinse.

{Note to reviewer: The following graphic or a graphic of similar content may accompany any of the above food contact sanitization sections}



STORAGE AND DISPOSAL

Store in original container in areas inaccessible to children.

Nonrefillable container. Do not reuse or refill this container. Wrap [container] and put in trash or offer for recycling if available.

{or}

Nonrefillable container. Do not reuse or refill this container. Wrap [container] and put in trash or offer for reconditioning if appropriate.

{Note to reviewer: For Nonrefillable Containers for commercial, industrial, and institutional uses – all sizes – No Reuse Rinsate Statement for Public Health Use products. Chapter 13, Table 6 of the Label Review Manual states that for “All products in containers that could be burned,” the registrant has the option to “Remain silent on burning;” therefore, no incineration language is provided for plastic containers.}

STORAGE AND DISPOSAL

Do not contaminate water, food or feed by storage or disposal.

Pesticide Storage: Open dumping is prohibited. Store in original container in areas inaccessible to children.

Pesticide Disposal:

Pesticide wastes are acutely hazardous. Improper disposal of excess pesticide, spray mixture or rinsate is a violation of Federal Law. If these wastes cannot be disposed of by use according to label instructions, contact your State Pesticide or Environmental Control Agency, or the Hazardous Waste representative at the nearest EPA Regional Office for guidance.

Container Disposal:

Nonrefillable container. Do not reuse or refill this container. Clean container promptly after emptying.

{Plastic and Metal Containers:} Triple rinse as follows: Fill container ¼ full with water and reclose the container. Agitate vigorously, and dispose of rinsate consistent with pesticide disposal instructions. Repeat two more times. Then offer for recycling if available or puncture and dispose in sanitary landfill or by other procedures approved by state and local authorities. Follow pesticide disposal instructions for rinsate. If not triple rinsed, these containers are acute hazardous wastes and must be disposed in accordance with local, state, and federal regulations.

{For metal containers only:} DO NOT cut or weld metal containers

{For Bag in Box Containers:} Completely empty bag into application equipment. Then offer for recycling if available or dispose of in a sanitary landfill, or by incineration, or by other procedures allowed by state and local authorities.

{Note to reviewer: For Nonrefillable Sealed Containers: Packaging options can be in sealed containers or bottles designed for use dilution systems to reduce worker exposure to the concentrate. None of these can be triple rinsed because they are closed sealed containers. The following text will be used on these sealed container types:}

STORAGE AND DISPOSAL

Do not contaminate water, food or feed by storage or disposal. Store in original container in areas inaccessible to children.

Pesticide Storage: Open dumping is prohibited. Store in original container in areas inaccessible to children.

Pesticide Disposal: Pesticide wastes are acutely hazardous. Improper disposal of excess pesticide, spray mixture or rinsate is a violation of Federal Law. If these wastes cannot be disposed of by use according to label instructions, contact your State Pesticide or Environmental Control Agency, or the Hazardous Waste representative at the nearest EPA Regional Office for guidance.

Container Disposal: Nonrefillable container. Do not reuse or refill this container. Wrap empty container and put in trash.

Nonrefillable container. Do not reuse or refill this container. Wrap empty container and put in trash.

Footnotes:

¹ On hard non-porous surfaces

² When used according to the directions for disinfection

³ Surfaces must be allowed to come to room temperature prior to application of product

⁴ Products with grease claims may not make one-step cleaning claims

⁵ When used according to the directions for sanitization

⁶ SARS-CoV-2

⁷ [Community associated methicillin-resistant Staphylococcus aureus [CA-MRSA]]

⁸ Influenza A Virus

⁹ Tested using 200ppm unsoftened tap water



Nonfood Compounds
D2

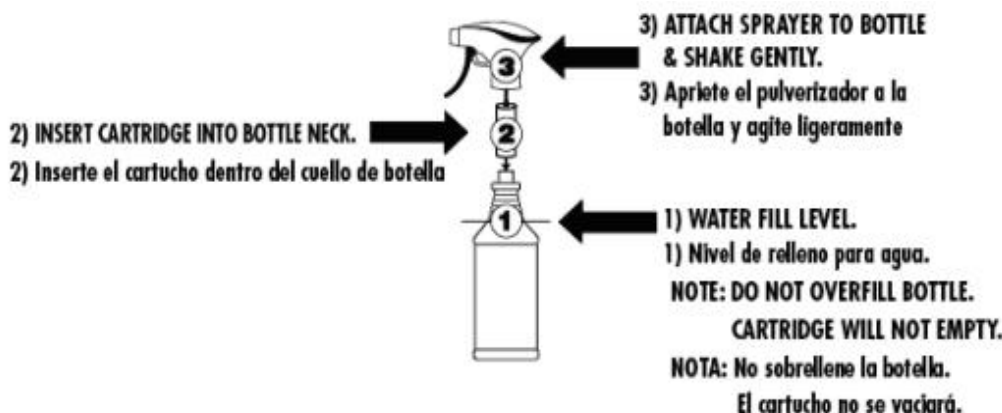
**THE FOLLOWING SECTIONS CONTAIN PROPRIETARY
LANGUAGE AND GRAPHICS.**

**THESE SECTIONS ARE ONLY AVAILABLE FOR
SUPPLEMENTAL REGISTRANTS APPROVED FOR ITS USE.**

(Note to Reviewer: The following is to be used with product supplied with a closed spray bottle dilution system, which consists of a small cartridge containing the concentrate. These directions will appear on the outside of the package containing the cartridges.)

CARTRIDGES (How to use) (OR) (Order of quick instructions): Fill bottle to the (water fill) (32 ozs.) (25 ozs) (X ozs) (level) (line). NOTE: DO NOT OVERFILL BOTTLE-CARTRIDGE WILL NOT EMPTY. Insert (0.25 oz) (0.195 oz) (x oz) cartridge into bottle neck. Attach sprayer to bottle and shake gently.

(Note to Reviewer: The following can be used in conjunction with the above CARTRIDGE DIRECTIONS or as a replacement for the above CONTAINER DIRECTIONS. The below pictogram will appear on the outside of the package containing the cartridges.)



(OR) How to use (OR) (Order of quick instructions):

1. Refill When your bottle is empty, refill with water to fill line. DO NOT OVERFILL BOTTLE (OR) (.) CARTRIDGE WILL NOT EMPTY.

2. Reload Insert (the) (refill) (pod) (cartridge) into bottle neck.

3. Re-Use: (Attach sprayer to bottle & shake gently.) Insert the sprayer through the (pod) (cartridge). Tighten sprayer to release concentrate and go right back to (cleaning)(disinfection).


(PACKET) (CARTRIDGE) LABEL

(Note to Reviewer: The following is to be used as a small package label to be used with the closed spray bottle system which consists of a small cartridge containing the concentrate. This label will appear on the cartridge.)

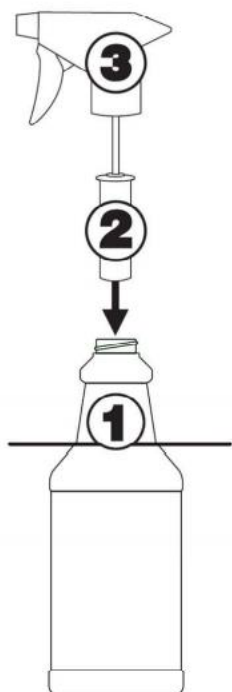
(0.25) (0.195) (x)OUNCE CARTRIDGE LABEL TO BE USED WITH MASTER CONTAINER LABEL:

(ACTIVES (%), NET CONTENTS, KOOROC STATEMENT, DANGER, SEE (OUTER CONTAINER) (INSERT) (HANGTAG) (REFERENCE SHEET) FOR (COMPLETE) (ADDITIONAL) INFORMATION ETC.

(PACKET) (CARTRIDGE) (STARTER KIT) OUTER PACKAGING PRECAUTIONARY LANGUAGE (Note to Reviewer: For OUTER PACKAGING of (PACKET) (CARTRIDGE) (STARTER KIT), intended for use with a closed spray bottle system, complete full first aid statement can be used on the front panel of the outer packaging or to follow the below instructions where the full precautionary and first aid language will be placed on the back panel)



Refill Directions




**3) Attach sprayer to bottle
& shake gently.**

**2) Insert cartridge into
bottle neck.**

1) Fill with water to fill line.

NOTE: Overfilling will prevent
the cartridge from emptying
completely.

Refill Directions



3) Attach sprayer to bottle & shake gently.

2) Insert cartridge into Bottle neck.

1) Water fill level

NOTE: Overfilling will prevent the cartridge from emptying completely.

Cartridge Instructions {choose one of the following}:

Insert cartridge as shown into empty spray bottle. Fill bottle with water to fill line on spray bottle.

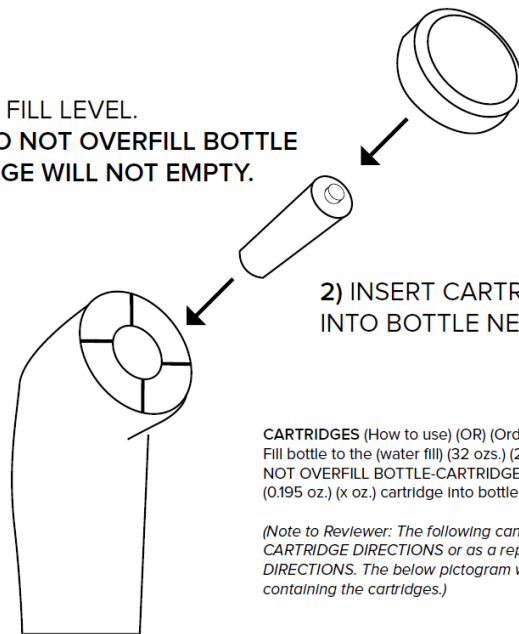
Note: Do not overfill bottle. Overfilling will prevent cartridge from emptying.

{OR}

Insert cartridge as shown into empty spray bottle. Fill bottle with water as directed on the product label.

Note: Do not overfill bottle. Over filling will prevent cartridge from emptying.

1) WATER FILL LEVEL.
NOTE: DO NOT OVERFILL BOTTLE
CARTRIDGE WILL NOT EMPTY.



3) SECURE CAP BY
TIGHTENING IT GENTLY.


2) INSERT CARTRIDGE
INTO BOTTLE NECK.

CARTRIDGES (How to use) (OR) (Order of quick instructions):
Fill bottle to the (water fill) (32 ozs.) (25 ozs.) X ozs.) (level) (line). NOTE: DO
NOT OVERFILL BOTTLE-CARTRIDGE WILL NOT EMPTY. Insert (0.25 oz.)
(0.195 oz.) (x oz.) cartridge into bottle neck. Attach cap to bottle and twist gently.

(Note to Reviewer: The following can be used in conjunction with the above
CARTRIDGE DIRECTIONS or as a replacement for the above CONTAINER
DIRECTIONS. The below pictogram will appear on the outside of the package
containing the cartridges.)

-
- Bottle [is] sold as empty
 - Child resistant [technology] refill [pod] [cartridge]
 - Cleaning and disinfection^{1,2} you expect in an innovative system
 - [simple][effective][convenient] to use cleaning system
 - JAWS® – Just Add Water™ System
 - Makes [X] oz. disinfectant

{Note to reviewer: Optional proprietary graphics depicting areas for use will require qualified statement " ¹ On hard non-porous surfaces". Actual color(s) may vary}



TruShot 2.0 No Rinse Disinfectant and Sanitizer

[No Rinse Disinfectant & Sanitizer]

Para instrucciones de uso, declaraciones de precaucion, primeros auxilios, y almacenamiento y desecho visite [www.scjp.com/TruShotNoRinseDis] o {consulte el inserto incluido en la caja de empaque}.

For instructions on use, precautionary statements, first aid, and storage and disposal [visit www.scjp.com/en-us/TruShotNoRinseDis] [and][or] [refer to the insert included in the packing box.]

{Note to reviewer: Optional proprietary graphics for use with Automatic Dilution System}



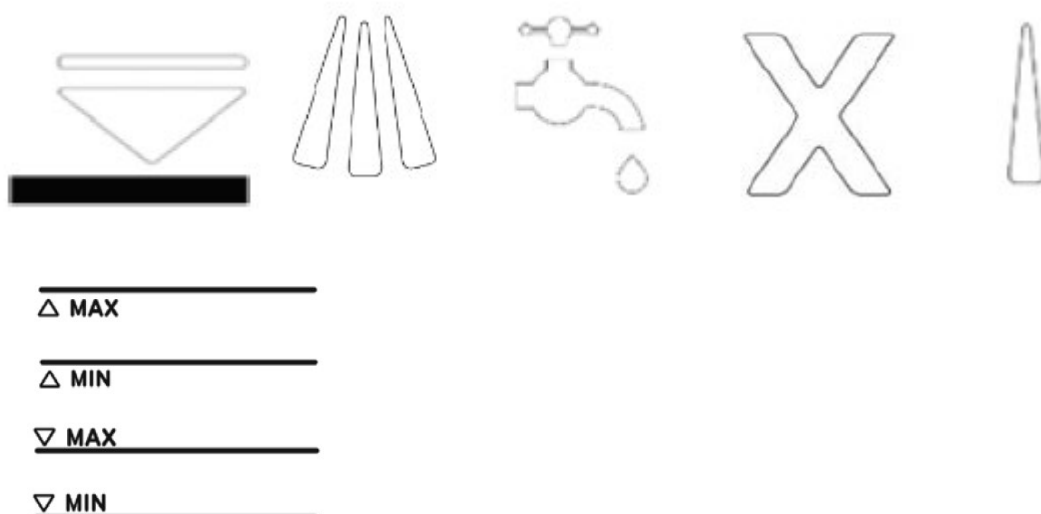
TRU SHOT_{2.0}

SCJohnson
PROFESSIONAL[®]
A Family Company[™]



This product complies with the NSF International standards for Nonfood Compounds / Cleaning Products [(Category Code (X1))]

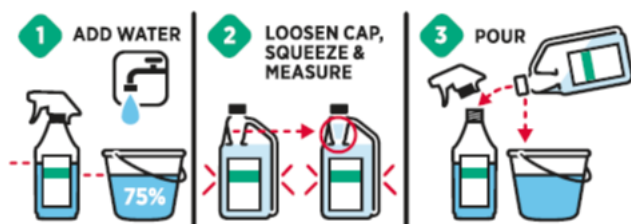
{Note to reviewer: Optional graphics to be embossed on container}



ADDITIONAL INSTRUCTIONS FOR THE SQUEEZE & POUR BOTTLE

MIX DIRECTIONS

1. Partially fill empty spray bottle or bucket to 75% capacity with water.
2. Loosen cap on CONCENTRATE bottle. Slowly squeeze bottle until the liquid reaches the desired fill line. **EXCEEDING RECOMMENDED MIXTURE RATIO DOES NOT IMPROVE CLEANING PERFORMANCE.**
3. Remove cap and carefully pour concentrate into partially filled spray bottle (this step reduces foaming within the container). Add remaining water and replace cap when using spray bottle.
4. Gently shake or mix the concentrate and water within the container prior to use.



Dilution Ratio Needed	Concentrate Mixed into 1 Quart (32 oz.) of Water in a Trigger Sprayer	Concentrate Mixed into 1 Gallon (128 oz.) of Water in a Bucket
1:32	1.0 oz.	4.0 oz.
1:64	0.5 oz.	2.0 oz.
1:128	Not Applicable	1.0 oz.

DO NOT USE UNDILUTED

{Note to reviewer: for use with proprietary Automatic Dilution System}

{Section 1}

ASSEMBLY INSTRUCTIONS:

[Slide] [Insert] [Install] [Snap] cartridge into [place] [on the] [sprayer] until it clicks.

Spray [insert number] times to prime the bottle.

For sprayer use instructions, refer to the water reservoir label.

[For use with [insert brand name] [dilution system] only.]

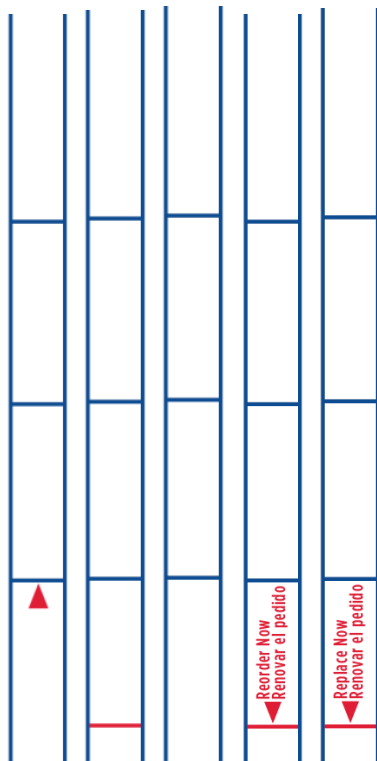
GENERAL CLEANING / DEODORIZING DIRECTIONS:

[Spray] [Apply to] soiled area [using] [Brand Name] [Sprayer] [Dilution System] then wipe clean. Repeat for visibly soiled areas.

DISINFECTION / VIRUCIDAL* / DIRECTIONS: Apply use-solution to hard, nonporous surfaces, thoroughly wetting surfaces. Treated surfaces must remain visibly wet for 4 minutes. Wipe dry with a cloth, sponge or mop or allow to air dry. For visibly soiled areas, a preliminary cleaning is required. Spray 6 - 8 inches from the surface; rub with a brush, sponge or cloth. Do not breathe spray.

{Note to reviewer: Optional proprietary graphics for when to reorder for Automatic Dilution System}

{Section 1}



INSTRUCTIONS



CLICK

Durable Snap-in technology



FILL

Refill at any water source



CLEAN

Portable lightweight comfort

SAFETY PRACTICES TO FOLLOW

It's good business practice to assure that your employees have read and understood the product labels and Safety Data Sheet before using this product. The label use directions and SDS contain important hazard warnings, precautionary statements and first aid procedures. This information is available on-line at www.scjp.com or by calling 800-248-7190. Use only as directed. Use biocides safely. Always read label and product information before use.

{Note to reviewer: Additional proprietary identification language}

- [Manufactured for]: SC JOHNSON PROFESSIONAL USA, INC. Charlotte, NC 28217
- [website may be listed]
- [Learn more at: (website may be listed)]

{Note to reviewer: for use with proprietary Automatic Dilution System}

{Section 1}

ASSEMBLY INSTRUCTIONS:

[Slide] [Insert] [Install] [Snap] cartridge into [place] [on the] [sprayer] until it clicks.

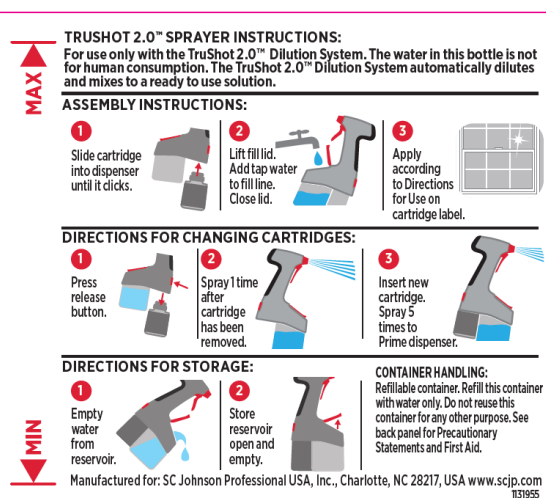
Spray [insert number] times to prime the bottle.

For sprayer use instructions, refer to the water reservoir label.

[For use with [insert brand name] [dilution system] only.]

{Note to reviewer: Optional proprietary claims and graphics for use with water reservoir for Automatic Dilution System}

{Section 1}



- Check [chemistry] [cartridge] [fill] [level] [if suds are visible on treated surface].
- Check fill level [of] [cartridge] [and] [water] [reservoir] [frequently].
- Do not spray without [concentrate] [chemistry] [bottle] [cartridge] [fully] [inserted].
- [For Best Results][:] [Store upright.] [Do not freeze.] [Do not spray without chemistry] [cartridge] [attached] [or] [with] [empty] [water reservoir].
- [FOR] [FOOD CONTACT] [SANITIZER] [NO RINSE DISINFECTANT AND SANITIZER] [AND] [&] [DISINFECTANT] [USE ONLY]
- For use with [TruShot 2.0®] [disinfectant] [dilution system] [only].
- Maintain effective water and chemistry levels to avoid inconsistent spraying.
- Maintain visibility [to scale] [on] [cartridge].
- Remove cartridge and examine fill level [of] [water] [and] [or] [chemistry].
- [Replace] [cartridge] [Fill with water] [when level reaches] [at] [minimum] [level] [indication] [line].
- Purge [/] [Prime] [X] [times] [after replacing cartridge] [or] [filling] [water] [reservoir].
- Store upright.
- [TruShot 2.0®] [Food Contact] [Sanitizer] [No Rinse Disinfectant and Sanitizer] [and] [&] [Disinfectant] [Cleaner] [Dilution] [System]

{OPTIONAL WATER RESERVOIR CONTAINER LABEL for use with proprietary Automatic Dilution System} {Section 1}

[Brand Name] Sprayer Instructions

Do not spray without [chemistry] [cartridge] [attached] [or] [with] [empty] [water reservoir].

For use only with the [Brand Name] [Sprayer] [Dilution System]

The water in this bottle is not for human consumption.

The [Brand Name] [Sprayer] [Dilution System] automatically dilutes and mixes to a ready to use solution. [insert dilution here].

- [Manufactured for]: SC JOHNSON PROFESSIONAL USA, INC. Charlotte, NC 28217
- [website may be listed]
- [Learn more at: (website may be listed)]

ASSEMBLY INSTRUCTIONS:

[1][:] [Remove cap.] Slide cartridge into dispenser [until it clicks].

[2][:] [Lift [fill] lid. Add [tap] water to fill line. Close [lid].]

[2][3][:] Apply according to Directions for Use on [concentrate] [chemistry] [product] [cartridge] [label].

{Note to reviewer: Optional Graphics to be used with Assembly Instructions above}



DIRECTIONS FOR [CHANGING] [SWITCHING] [CHEMISTRIES] [CARTRIDGES]:

[1][:] Press release [button].

[[2][:] Spray [1] [2] [3] [4] [5] [6] [7] [8] [9][10] times [after cartridge] [has been] [removed].]

[2][3][:] [Insert] [Install] [new] cartridge. Spray [1] [2] [3] [4] [5] [6] [7] [8] [9][10] times [to prime dispenser].

{Note to reviewer: Optional Graphics to be used with Directions for Changing Cartridges above}



For [additional] [specific] [chemistry] [directions] [instructions] [for] [use] refer to the [cleaning] [chemistry] [product] [cartridge] [label].

[DIRECTIONS FOR] STORAGE:

[1][:] Empty [water] [from] reservoir.

[2][:] Store [reservoir] [open] [and] empty.

{Note to reviewer: Optional Graphics to be used with Directions for Storage above}



Container Handling:

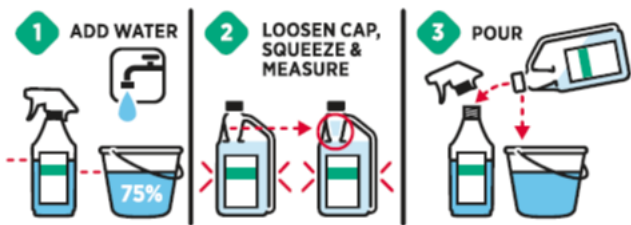
Refillable container. Refill this container with water only. Do not re-use this container for any other purpose. Offer for recycling if available or place in trash.

See [left] [side] [right] [back] [inside] panel for Precautionary Statements and First Aid

{Note to reviewer: The following proprietary mix directions are only to be used with the 32 oz. bottle with the 1 oz. fill chamber which has the squeeze to measure chamber.}

[MIX DIRECTIONS]

- 1. Partially fill empty spray bottle or bucket to 75% capacity with water.
- 2. Loosen cap on CONCENTRATE bottle. Slowly squeeze bottle until the liquid reaches the desired fill line. **EXCEEDING RECOMMENDED MIXTURE RATIO DOES NOT IMPROVE CLEANING PERFORMANCE.**
- 3. Remove cap and carefully pour concentrate into partially filled spray bottle (this step reduces foaming within the container). Add remaining water and replace cap when using spray bottle.
- 4. Gently shake or mix the concentrate and water within the container prior to use.



Dilution Ratio Needed	Concentrate Mixed into 1 Quart (32 oz.) of Water in a Trigger Sprayer	Concentrate Mixed into 1 Gallon (128 oz.) of Water in a Bucket
1:32	1.0 oz.	4.0 oz.
1:64	0.5 oz.	2.0 oz.
1:128	Not Applicable	1.0 oz.

DO NOT USE UNDILUTED.

{SECONDARY CONTAINER LABEL}

NUGEN® NR-128

EPA. Reg. No. 6836-446

EPA. Est. No. *(insert EPA Est. No. here)*

Net Contents:

Net Weight:

The product in this container must be diluted in water at the use rate of 1 oz. or less per gallon of water as directed on the pesticide product label.

Active Ingredients:

Poly(hexamethylenebiguanide) hydrochloride 6.830%

Didecyl dimethyl ammonium carbonate and didecyl dimethyl ammonium bicarbonate..... 5.010%

Other Ingredients:..... 88.160%

Total..... 100.000%

KEEP OUT OF REACH OF CHILDREN

DANGER

See outer container for Directions for Use

Follow the Directions for Use on the pesticide label when applying this product.

PRECAUTIONARY STATEMENTS

HAZARDS TO HUMANS AND DOMESTIC ANIMALS

DANGER. Corrosive. Causes irreversible eye damage and skin burns. May be fatal if inhaled. Harmful if swallowed or absorbed through the skin. Do not get in eyes, on skin, or clothing. Do not breathe spray mist. Wear appropriate protective eyewear such as goggles, face shield or safety glasses. Wear protective clothing and protective (rubber or chemical resistant) gloves). Wash thoroughly with soap and water after handling and before eating, drinking, chewing gum, using tobacco or using the toilet. Remove contaminated clothing and wash clothing before reuse.

FIRST AID

IF IN EYES: Hold eye open and rinse slowly and gently with water for 15-20 minutes. Remove contact lenses, if present, after first 5 minutes, then continue rinsing. Call a poison control center or doctor for treatment advice.

IF ON SKIN OR CLOTHING: Take off contaminated clothing. Rinse skin immediately with plenty of water for 15-20 minutes. Call a poison control center or doctor for treatment advice.

IF INHALED: Move person to fresh air. If person is not breathing, call 911 or an ambulance, then give artificial respiration, preferably by mouth-to-mouth, if possible. Call a poison control center or doctor for treatment advice.

IF SWALLOWED: Call a poison control center or doctor immediately for treatment advice. Have person sip a glass of water if able to swallow. Do not induce vomiting unless told to do so by a poison control center or doctor. Do not give anything by mouth to an unconscious person.

NOTE TO PHYSICIAN: Probable mucosal damage may contraindicate the use of gastric lavage.

Have the product container or label with you when calling poison control center or doctor or going for treatment.

{Optional Emergency contact information}

[For emergency information on [product, usage, etc.], call [1-XXX-XXX-XXXX], Monday through Friday, 9 a.m. to 5 p.m. After 5 p.m. call your poison control center at 1-800-222-1222.]

Arxada, LLC
412 Mt. Kemble Avenue
Suite 200S
Morristown, NJ 07960