



UNITED STATES ENVIRONMENTAL PROTECTION AGENCY  
WASHINGTON, DC 20460

OFFICE OF CHEMICAL SAFETY  
AND POLLUTION PREVENTION

February 13, 2023

Jennifer DePietro  
Regulatory Assurance Specialist  
Arxada, LLC  
Electronic Transmittal: [Jennifer.depietro@arxada.com](mailto:Jennifer.depietro@arxada.com)

Subject: PRIA Label Amendment—Adding of virucidal claims, updating the Directions for Use section, adding optional marketing Language and graphics plus, correcting the non-food contact time organisms claims table to the master label.  
Product Name: DS6809  
EPA Registration Number: 6836-388  
Application Date: 8/22/2022  
Action Code: 00387697

Dear Ms. DePietro:

The amended label referred to above, submitted in connection with registration under the Federal Insecticide, Fungicide and Rodenticide Act, as amended, is acceptable. This approval does not affect any conditions that were previously imposed on this registration. You continue to be subject to existing conditions on your registration and any deadlines connected with them.

A stamped copy of your labeling is enclosed for your records. This labeling supersedes all previously accepted labeling. You must submit one copy of the final printed labeling before you release the product for shipment with the new labeling. In accordance with 40 CFR 152.130(c), you may distribute or sell this product under the previously approved labeling for 18 months from the date of this letter. After 18 months, you may only distribute or sell this product if it bears this new revised labeling or subsequently approved labeling. "To distribute or sell" is defined under FIFRA section 2(gg) and its implementing regulation at 40 CFR 152.3.


Should you wish to add/retain a reference to the company's website on your label, then please be aware that the website becomes labeling under the Federal Insecticide Fungicide and Rodenticide Act and is subject to review by the Agency. If the website is false or misleading, the product would be misbranded and unlawful to sell or distribute under FIFRA section 12(a)(1)(E). 40 CFR 156.10(a)(5) list examples of statements EPA may consider false or misleading. In addition, regardless of whether a website is referenced on your product's label, claims made on the website may not substantially differ from those claims approved through the registration process. Therefore, should the Agency find or if it is brought to our attention that a website contains false or misleading statements or claims substantially differing from the EPA approved registration, the website will be referred to the EPA's Office of Enforcement and Compliance.

Page 2 of 2  
EPA Reg. No. 6836-388  
Action Code No. 00387697

Your release for shipment of the product constitutes acceptance of these conditions. If these conditions are not complied with, the registration will be subject to cancellation in accordance with FIFRA section 6.

If you have any questions, please contact Lorena Rivas, via email at [rivas.lorena@epa.gov](mailto:rivas.lorena@epa.gov).

Sincerely,

A handwritten signature in black ink that reads "Steven Snyderman". The signature is written in a cursive style with a horizontal line underneath the name.

Steven Snyderman, Product Manager 33  
Regulatory Management Branch II  
Antimicrobials Division (7510M)  
Office of Pesticide Programs

Enclose: Stamped final label

Note to Reviewer:

[Language in brackets [AAA ] is optional or interchangeable]

{Language in braces {AAA} is for informational purposes and will not appear on the final label}

## DS6809

[Disinfectant] / [Deodorizer] / [Virucide\*] [One-Step Disinfectant<sup>4</sup> Wipe]

{Note to reviewer: each scent below may also be represented by a graphic depicting the corresponding scent.}

[Floral] [Fresh] [Clean] [Fresh Splash] [Island Coconut] [Lavender Chill] [Sparkling Zest] [Spring Air] [Scent] [Fragrance]  
[Odor] [Unscented] [Fragrance Free]

Kills Flu Virus<sup>\*,1,9</sup>

Active ingredient:

Hydrogen peroxide..... 1.22%

Other ingredients:..... 98.78%

Total..... 100.00%

Does not include the weight of the [cloth] [towelette] [or] [wipe]

### KEEP OUT OF REACH OF CHILDREN

Manufactured by:

Arxada, LLC

412 Mount Kemble Avenue, Suite 200S

Morristown, NJ 07960

EPA Reg. No. 6836-388

EPA Est. No. (as indicated on container)

[circled letter is last [digit] [number] of lot [code] [number]]

Net Contents: (insert #) [pre-moistened] [disinfecting] [cleaning] [wet] [multi-purpose] [touch-up] [cloths] [sheets]  
[towelettes] [wipes]

Net Contents: [expressed as avoirdupois pounds and ounces] [g] [mL]

[Wipe dimensions:] X x X [inches] [in.] [cm]

[Minimum Net Wt.]

[Barcode]

[DOT Symbols]

[Country of origin (insert country)]

[Manufactured in (insert country)]

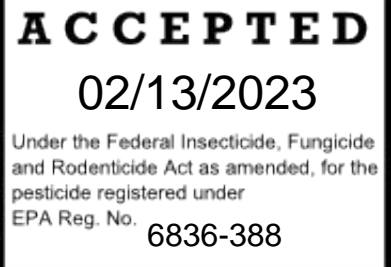
{Note to Reviewer: for multi-packs}

[2] [3] [X] [canister] [pack]

[[Bonus] Twin pack]



[Do not flush]



DS6809

EPA Reg. No. 6836-388

EPA Label Amendment 2023-02-13 REV

{Note to reviewer: Pages 2-21 are considered optional marketing language. The statements may be used partially or in their entirety as appropriate to make a complete sentence or statement. All designators (i.e. asterisks and numbers) used throughout the label may be interchanged as needed on final printed label.}

{Note to reviewer: The following claims containing “New” may only be used for a period of six months after EPA’s approval of a revised or alternate formula, beginning when the product is first sold or distributed.}

- Introducing [new]
- New [and Improved!]
- New [Convenient] [Amazing] Package
- New easy-glide dispensing top
- New Easy [Start Lid] [Start Package] [Grab Lid]
- New easy to dispense
- New EZ [to start lid] [start package] [Grab Lid]
- New Strong wipe for tougher [jobs] [messes]
- New [thick] [textured] wipe
- New Wipes

#### FRESHNESS AND ODOR ELIMINATION CLAIMS:

- Leaves a clean, fresh scent
- Leaves a [light] [clean] [fresh] scent
- Leaves [your house with] a [*insert fragrance from list*] scent.
- Leaves your [house] [bathroom] [kitchen<sup>+</sup>] fresh and clean<sup>1</sup>

#### Scent Names

{Note to reviewer: each block below also represents a graphic depicting the corresponding scent.}

- [with] [fresh scent] [*scent name*] [fresh scent]
- [*scent names*]
- Fresh Splash
- Island Coconut
- Lavender Chill
- Sparkling Zest
- Spring Air

{Note to reviewer: The following can be used in any order as a fragrance descriptor.}

[Air] [Almond] [Aloe] [and] [&] [Apple] [Bay] [Berries] [Blast] [Blend] [Bliss] [Bloom] [Blossom] [Blue] [Bouquet] [Breeze] [Burst] [Calming] [Cascading] [Citrus] [Cool] [Country] [Crisp] [Crystal] [Cucumber] [Dew] [Early] [Energy] [Escape] [Essence] [Fields] [Floral] [French] [Fresh] [Freshcut] [Fresh-picked] [Fruit[y]] [Fruits] [Fusion] [Garden] [Gentle] [Glacier] [Green] [Harvest] [Herbal] [Herbs] [Hint of] [Honey] [Infusion] [Invigorating] [Jasmine] [Island] [Lavender] [Lemon] [Lime] [Linen] [Lush] [Mango] [Meadows] [Medley] [Minerals] [Mist[y][s]] [Modern] [Moonlight] [Morning] [Orange] [Papaya] [Peach] [Petals] [Pine] [Pomegranate] [Power {Note to reviewer: can only be included as part of a fragrance name}] [Pure] [Rain] [Red] [Refreshing] [Ripe] [Rose Water] [Rustic] [Sage] [Sea] [Scent] [Sea Salt] [Sea Mineral[s]] [Serene] [Sheer] [Shower] [Simple] [Simply] [Sky] [Soft] [Sparkling] [Spice] [Spritz] [Stream] [Summer] [Sun-Kissed] [Sunrise] [Tea] [Tropical] [Ultimate] [Valley] [Water[s]] [Waterfall] [Wave[s]] [Whisper] [Wild] [Wildberry] [Wisp] [Zest]

#### USAGE CLAIMS:

- For Homes, [Institutional] [and Industrial Use]<sup>1</sup>
- For household surfaces<sup>1</sup> [all around the house] indoor and outdoor
- For Institutional and Industrial Use<sup>1</sup>
- For use [at home], [away from home], [in public places] [on the go]<sup>1</sup>
- Disinfectant and cleaner
- Sanitizer and cleaner
- Multi-surface<sup>1</sup>
- Specially formulated for use in the [kitchen] [bathroom]<sup>1</sup>

## CLEANING CLAIMS:

- [{Insert number less than 10}x] scrubber [stronger] [for] [to tackle] [on] [stuck] [dried] [burnt] [on] [sticky] [messes] [than previous] [wipe]
- [A] Clean you can trust
- [Multi-purpose][everyday][daily] kitchen<sup>1</sup> cleaning [touch-up]
- Active ingredient you can pronounce for a clean you can trust
- Clean more with less
- Clean<sup>1</sup> with just a wipe or a touch up
- Cleaner for kitchen and bath<sup>1</sup>
- Cleaning
- Cleaning just got a whole lot easier
- Clean surfaces<sup>1</sup> at your fingertips
- Cleans<sup>1</sup>
- Cleaner
- Cleans<sup>1</sup> [away] [up] dirt, dust and hair
- Cleans<sup>1</sup> things you never thought a wipe could
- Cleans<sup>1</sup> to a [Sparkle] [Shine]
- Convenience of a [wipe] [cloth]
- Convenient
- Cuts through [tough] [dried on] [dirt] [stains] [messes] [grease] [grime] [soils]
- Effective cleaning
- Elevate surface care with [Hydrogen Peroxide] [H2O2] EPA {must choose one:} [Category] [Cat.] IV formulation<sup>15</sup>
- [Everyday] [Regular] Cleaning [Wipes]
- [Everyday] [Regular] Wiping
- Fast drying
- For everyday messes
- For [quick] clean-up
- For use [at] [in] {insert one or more Area of Use}
- For when a regular wipe [just] can't get the job done
- Gets up stuck-on messes [so you don't have to get on hands and knees]
- Greasy messes
- [Great] [Designed] [Built] [Tough] [Textured Design] for your Toughest Messes
- [Great] [Designed] [Built] for Tough [Messes] [Cleaning]
- [Great] for [Spring] [Home] [Kitchen] [Bathroom] [Dorm] [Office] [Cart] [Car] Cleaning<sup>1</sup>
- Great for cleaning around the toilet
- [Great] for Cleaning Your [Home] [Kitchen] [Bathroom] [Room] [Dorm] [Office] [Cart] [Car]<sup>1</sup>
- Great for Cleaning a Classroom<sup>1</sup>
- [Great] [for] Cleans [cleaning] [up] {insert one or more soils from Soils table} {insert one or more Area of Use} {insert one or more Types of Surfaces}
- Great on kitchen grease
- Grimy messes
- Handles daily clean-ups with no need for additional sprays, sponges or buckets.
- [Heavy] [light] duty cleaning [jobs]
- Helps you finish cleaning [fast] [quickly]
- [Hygienic][Oxi][Oxygen][Oxygen-Rich][Clean]
- Leaves no sticky residue
- Life doesn't stop for messes, [Wipe] [Clean] it up
- Life is Messy, [Wipe] [Clean] it up
- [Long lasting] [lasts a long time] [goes further] [last longer]
- Makes cleaning [easier] [easy]
- Hydrogen Peroxide formula breaks apart [tough] [sticky] messes
- No [mixing] [spraying] [mess] [and / or fuss] [no muss]

**CLEANING CLAIMS (cont.):**

- No more need to get on your hands and knees to [scrub] [or clean] stubborn spots.
- No sprays, no sponges, no mess
- Picks up more messes than other wipes
- Quick easy cleaning
- Removes soap scum
- [reduces the following allergens<sup>8</sup>] {or} [removes X% of the following allergens<sup>8</sup>] *[[insert one or more allergens from Allergens table]][:]*
- Removes the grime [to give you] [so you have] more time
- Scrub-N-Wipe[s]
- [Scrubs] [cleans] better than ever
- Scrubs like no other [wipe]
- Sticky messes
- The convenient way to keep your home looking “just cleaned”
- The wipe to use when you don’t have much time
- Touch Up
- Tough cleaning [made easy] [made easier] [at your fingertips]
- Tough cleaning without the tough cleaning smell
- Tough Enough to Clean a Classroom<sup>1</sup>
- Tough enough to do the bigger cleaning jobs.
- Traps [&] [and] locks away [dirt] [grease] [messes] [crumbs] [hair] [lint] [dust] [dirty greasy messes]
- Traps and locks grease and grime
- Use [daily] to clean bathroom soils such as soap, soap scum, toothpaste, hair spray, hair gel, cosmetics, shaving cream, hand or body lotion.
- Wipes are good for quick cleaning
- Wipes Away [Tough] [Everyday] [Messes] [Grease] [Grime]
- Wipe down your seat. Bring [wet] [wipes] to wipe down the [arm rests] [window areas] [seatbelt clasps] [and] [tray table] where you'll be sitting.
- Wipes Out [Tough] [Everyday] [Messes] [Grease] [Grime]
- Wipes Through [Tough] [Everyday] [Messes] [Grease] [Grime]
- Wipes to a [Clean] [Shine] [Sparkle]
- Wipes Up [Tough] [Everyday] [Messes] [Grease] [Grime]

**CLEANING AND ODOR ELIMINATION CLAIMS:**

- A fresh take on tough cleaning
- An effective way to clean and deodorize against odor-causing bacteria.
- Deodorizes
- Don’t just mask odors – [eliminate] [neutralize] them
- Eliminate dirt and [neutralize] odor
- Eliminates [Removes] [kitchen] [and] [bathroom] odors
- Neutralizes odors [and freshens] on contact
- For a cleaner, fresher [home] [house], great for [all around] the [house] [home] [kitchen] [bath]<sup>1</sup>
- For a long lasting scent experience
- Fresh, clean scent
- Freshens [as you clean]
- Light, clean scent
- Long lasting scent
- Odor-neutralizing [Deodorizing] [fresh] [scents][,] [and] [technology][,][and] [formulas]
- Tough on odor
- Wipes out odors

**BACTERIOSTATIC CLAIMS FOR ODOR-CAUSING BACTERIA ON HARD, NON-POROUS SURFACES:**

- 24 [hour] [h] [hr] odor-causing bacteriostatic barrier
- [24 [hour] [h] [hr]] Odor-causing bacteria prevention [for 24 hours]
- [Prevents] [controls] odor-causing bacteria for 24 [hours] [h] [hr]
- [Prevents] [controls] growth of odor-causing bacteria for 24 [hours] [h] [hr]
- [24 hour] [24 h] [24 hr] odor-causing bacteriostatic barrier
- [[24 hour] [24 h] [24 hr]] Odor-causing bacteria prevention [for 24 hours]
- Controls the growth of odor-causing bacteria [for 24 hours]

**VALUE CLAIMS:**

- [XX]% More [Free] Wipes, Bonus Size, [Bonus] [Free] [XX-ct] Wipes, XX for the Price of [YY]
- [2] [Two] [1] [One] For You [1] [One] For School
- [2] [Two] Free Cloths
- [Assorted] [Mixed] [Special] [Variety] [Multiple] [Multi] [Canister] [Bundle] [Pack]
- Back to School [Variety] [Special] [Canister] [Bundle] [Pack]
- Bonus Size
- [Buy] [x] for [your] {Insert Use Area} [!][+][and][&] [x] for [your] {Insert Use Area}
- Convenient [size]
- Guaranteed<sup>2</sup> [to clean longer] [you'll use fewer wipes to clean more]
- Large Size, Small Size, Bonus Pack
- More cleaning in one wipe
- More cleaning power per wipe
- One wipe goes a long way
- [Special] School [Variety] [Canister] [Bundle] [Pack]
- Spring Cleaning [Special] [Value] [Bonus] [Canister] Pack
- Travel [Size] [pack]
- Value Size
- Variety Pack

**SURFACE SAFETY CLAIMS:**

- Non-abrasive
- Non-scratch[ing]
- Not recommended for use on computer or television monitor screens.
- For use on {insert one or more Types of Surfaces}
- For Stainless Steel[,] [and] [other kitchen surfaces]<sup>1</sup>
- These [wipes] [towelettes] [cloths] will not harm most surfaces<sup>1</sup>.
- Will not scratch

**SUBSTRATE CLAIMS:**

**{Note to reviewer: The following may only be used if the Supplemental Registrant has documentation to support these claims.}**

- 100% Cotton Wipe fabric
- 2 sided wipe
- [Cloth-like texture] [Textured] for scrubbing
- Cloth-like [textured] [strong]
- [Cloths] [Wipes] quickly remove dirt, spots and smudges
- Converted with 100% [xx%] [wind] [solar] energy
- Dual<sup>4</sup> [action] [purpose] [scrubs] wipes
- Grooved for [Grime] [Tough Messes] [Grease]
- Honeycomb texture [weave][material] [grabs] [and] [picks up] [and] [traps] [more] [of] [your] [dirt] [and] [soil] [and] [grease] [and] [messes]
- [{Insert branding/logo text}][Our] thickest [longest lasting][strongest] [disinfecting] wipe [ever]
- [Made with] [xx%] less plastic
- [Made with] [xx%] less plastic [than similar size containers] [than previous[ly] used container[s]]
- Microfiber wipe fabric
- Package contains xx% recycled materials
- Package contains xx% post-consumer waste
- Package is 100% recyclable
- Packaged with 100% [xx%] [wind] [solar] energy
- Packaging contains xx% [post-consumer waste] [recycled materials]
- Premoistened
- [Premoistened] [wet] disinfecting [textured] [wipes] [towelettes] [cloths]
- [Quilted Texture] [Textured] to [Scrub] [Fight] Through Tough Messes
- Scrubbing action wipes for tough messes
- [Special] 3-D Texture for Tough Messes
- [Special] [Thick] [Quilted] Texture for Tough [Messes] [Cleaning]
- [Strong] [Thick] wipe
- Strong wipe for Heavy Duty cleaning
- Strong wipe for tougher [jobs] [messes]
- Stronger Wipe
- [Substrate] [Wipe] [Towelette] [Cloth] composed of 100% [xx%] recycled materials
- [Substrate] [Wipe] [Towelette] [Cloth] composed of 100% [xx%] renewable materials
- [Substrate] [Wipe] [Towelette] [Cloth] [material] derived 100% from [wood pulp] [cotton] [cellulose] [recycled cellulose]
- [Textured cloth] gets up stubborn stuck on messes
- Textured [cloths] [towelettes] clean floors faster [and easier]
- Textured [Wipe] [cloth] [towelette] [for tough jobs] [for tough cleaning]
- Textured for better [cleaning] [scrubbing]
- Textured for tough cleaning
- Textured to Pick Up Particles
- The wipe that is [strong] [durable] [thick] [heavy] enough to scrub [and] [clean]
- [The] [This] product was [Produced] [Manufactured] with [100%] [xx%] [wind] [solar] energy
- Thick [wipe], cloth-like texture
- [cushionyTHICK<sup>®.3</sup>]
- Tough like a towel
- Tough [Textured] Wipes
- [Tough] [Thick] wipe[s] for tough [cleaning] [messes]
- Tough wipe for tough[er] cleaning [jobs]
- Wipe fabric made from 100% renewable resources
- With a cloth-like 3D texture

*{Note to reviewer: A representative graphic of a substrate may be added to the label. Only a graphic of the substrate actually being used can be added to the final printed label.}*



**PACKAGING CLAIMS:**

**{Note to reviewer: The following may only be used if the Supplemental Registrant has documentation to support these claims.}**

- Breakthrough package
- [Convenient] [Hassle-free] [One-hand] dispensing
- Dispenses Like A Tissue [Tough Like A Cloth [Towel]]
- Dispenses like a tissue, cleans like a cloth
- Easy [dispensing] [Glide Lid]
- Easy dispense [lid] [package]
- Easy dispensing [and] [tough texture]
- [Easy] [EZ] start
- Easy to [open] [thread] [access lid] [dispense]
- Easy to use
- Easy-glide dispensing top
- [Eco-shape Canister]
- Energy Efficient Canister
- Every wipe gets used - no waste [from torn wipes][when dispensing]!
- Fewer rips, bunches, and snags
- [Just like a tissue box] [Tissue box dispensing]
- [Less Oil Consumption], [Landfill Waste], [Production Energy], [and] [Freight Energy]
- No [more] [pinched fingers] [rips] [tears]
- One at a time [dispensing, like a tissue box]
- One wipe at a time dispensing
- Only use approved refill packs.
- Package breakthrough
- Pop up
- Pop and go
- Pop and Clean
- Portable
- Produced with [Wind] [Solar] Energy
- Pull one, get one.
- Recyclable packaging
- Refill [size] [pack] [Refill for **DS6809** container] [tub]
- [Regular] [and] [Everyday] Wipe Pack
- Specially designed package that easily dispenses one at a time

**OTHER CLAIMS:**

- [After use], just toss wipe away [in trash] [in garbage].
- Active ingredient breaks down into water and oxygen
- Active ingredient breaks down to [the essentials:] water and oxygen
- Bleach Free
- Contains no Bleach
- [Call] {Insert phone number}
- Comments?
- Do not use as a diaper wipe or for personal cleansing.
- Do not use for personal cleansing.
- EPA {must choose one;} [Category] [Cat.] IV formulation<sup>15</sup> [with Hydrogen Peroxide] [active]
- Fragrance Free {for formulation without fragrance only}
- Friendly for people and budgets
- Light[ly] scent[ed]
- No harsh scent
- Quality Guaranteed<sup>2</sup>

## OTHER CLAIMS (cont.):

- [Questions] [SDS] [?]
- Ready to Use
- Save time with [this product or product name] [!]
- Saves steps

## ANTIMICROBIAL CLAIMS:

- 3 minute acting [disinfectant] [antimicrobial]
- 3 [steps] in 1- wipes, scrubs {*must choose one:*} [tough [messes][stains]] [[stubborn][dried-on] spots] and disinfects [sanitizes]<sup>4</sup>
- A wipe that cleans and [disinfects<sup>4</sup>] [sanitizes<sup>4</sup>]
- Active ingredient eliminates 99.9% [of] [noro], [COVID-19] [and] flu viruses<sup>14</sup>, then breaks down into water and oxygen<sup>13</sup>
- Active ingredient kills 99.9% of viruses\* and bacteria, then breaks down into water and oxygen<sup>13</sup>
- All around the house<sup>1</sup> [disinfecting] [cleaning formula]
- [Antimicrobial] [Disinfectant] with Hydrogen Peroxide [active ingredient]
- [Antimicrobial] [disinfecting] [sanitizing] [wipes] [formula]
- Clean and [Disinfect] [Sanitize] from Classroom to Playground<sup>1,4</sup>
- [Clean and] [disinfect] [sanitize] [household] surfaces in [just] minutes[!]<sup>1,4</sup>
- [Clean and] [disinfect<sup>4</sup>] [sanitize<sup>4</sup>] in just [3] [three] minutes
- [Clean and] [disinfect] [sanitize] surfaces in [just] minutes[!]<sup>1,4</sup>
- Cleans and [disinfects<sup>4</sup>] [sanitizes<sup>4</sup>] [without scratching] [surfaces<sup>1</sup>]
- Cleans and [disinfects] [sanitizes] in one step<sup>1,4</sup>
- Convenient 3 minute hospital disinfectant
- Cuts [tough] grease, kills bacteria
- Daily [Surface<sup>1</sup>] [Disinfectant] [Sanitizer] [Cleaner]
- [Designed] [Built] for [disinfecting] [sanitizing] and {*must choose one:*} [cleaning] [wiping] everyday messes
- [Designed] [Built] for Everyday [Disinfecting<sup>4</sup>] [Sanitizing<sup>4</sup>] [and] [Cleaning Messes] [Wiping Messes]
- Disinfects (*insert from approved list of pathogens from page 17*) in [just] 3 minutes
- [Disinfect] [Sanitize] [Surfaces<sup>1</sup>] [Your House<sup>1</sup>] [Your Kitchen<sup>1</sup>] [Your Bathroom<sup>1</sup>] [Daily] [Everyday]
- [Disinfect] [Sanitize] [Your Desk<sup>1</sup>] [Your Office<sup>1</sup>] [Your Room<sup>1</sup>] [Daily] [Everyday]
- Disinfecting wipes with scrubbing action
- [Disinfects] [Sanitizes] while cleaning [up] stubborn messes
- Disinfects surfaces by killing [99.9%] SARS-Related Coronavirus 2 [SARS-CoV-2] [USA-WA1/2020] [in one step] [in 1 minute]<sup>1,4</sup>
- Effective on germs<sup>5</sup>, easy on hard, non-porous surfaces
- Effective against SARS-Related Coronavirus 2<sup>1</sup> [SARS-CoV-2] [USA-WA1/2020] [in 1 minute]
- [Effective against] [Disinfects] [Kills] [99.9%] SARS-CoV-2<sup>1</sup> [virus] [in 1 minute]
- [Effective against] [Disinfects] [Kills] [99.9%] SARS-CoV-2<sup>1</sup> [virus] [in 1 minute]
- [Effective against] [Disinfects] [Kills] [99.9%] SARS-CoV-2 virus<sup>1</sup>, the cause of COVID-19 [in 1 minute]
- 3 minute hospital disinfectant
- Effective hospital disinfection<sup>4</sup>
- Effective in sanitizing [your] [household] [kitchen] [bathroom] [surfaces]<sup>1</sup>
- Effective in the presence of 5% serum contamination
- Effectively [disinfects] [sanitizes] household surfaces<sup>1</sup>
- Eliminate 99.9% of bacteria in [just] 3 minutes[!]
- Everyday [Surface<sup>1</sup>] [Disinfectant] [Sanitizer] [Cleaner]
- Great for Everyday [Disinfecting] [Sanitizing]
- Hospital [Use] [Disinfectant]
- Hospital disinfectant activated by Hydrogen Peroxide
- Hydrogen peroxide [Antimicrobial] [Disinfectant]

**ANTIMICROBIAL CLAIMS (cont.):**

- Hydrogen Peroxide [based]
- Kills [99.9%] [of] Cold & Flu Virus<sup>\*.1,9</sup>
- Kills 99.9% of Germs<sup>5</sup> [Bacteria] [Viruses<sup>\*</sup>] [Bacteria and Viruses<sup>\*</sup>]
- [Kills] [Effective against] the virus<sup>1,6</sup> that causes COVID-19 [in 1 minute]
- [Kills] [Eliminates] 99.9% SARS-Related Coronavirus<sup>1</sup> [SARS-CoV-2] [USA-WA1/2020] [causative agent of COVID-19] [the virus that causes COVID-19] [in 1 minute]
- Kills coronavirus<sup>1,6</sup> that causes COVID-19 [in 1 minute]
- Kills the virus<sup>1,6</sup> that causes COVID-19 [in 1 minute]
- Kills the coronavirus<sup>1,6</sup> that causes COVID-19 [in 1 minute]
- Kills [99.9% of] SARS-CoV-2<sup>1</sup>, which causes COVID-19 [in 1 minute]
- Kills [99.9%] [of] Flu Virus[es]<sup>\*.1</sup>
- Kill[s] Salmonella enterica
- [Kills] [Destroys] germs<sup>5</sup> [in] [just] [3 minutes]
- [Kills] [Removes] [Destroys] (*Insert pathogen or pathogens from lists on page 17*) [on environmental surfaces<sup>1</sup>]
- [Kills] [Removes] [Destroys] 99.9% of bacteria
- [Kills] [Removes] [Destroys] 99.9% of bacteria, leaves [leaving] surfaces [clean and] disinfected<sup>1,4</sup>
- [Kills] [Removes] [Destroys] \*Avian Influenza A H3N2 [and] H5N1 viruses on pre-cleaned environmental surfaces<sup>1</sup>
- [Kills] [Removes] [Destroys] [Bacteria] [Viruses<sup>\*</sup>] (*Insert pathogen or pathogens from list on page 17*) on [pre- cleaned] environmental surfaces<sup>1</sup> [in] [just] 3 minutes]
- [Kills] Germs<sup>5</sup> [\*Influenza Type A Virus, the Flu Virus] [Bacteria] [Bacteria and Viruses<sup>\*</sup>] [Viruses<sup>\*</sup>]
- [Kills] [Germs<sup>5</sup>] [\*Influenza Type A Virus, the Flu Virus] [Bacteria] [Viruses<sup>\*</sup>]
- Kills germs<sup>5</sup>
- Kills Salmonella enterica, Methicillin Resistant *Staphylococcus aureus* & Flu Virus<sup>\*,9!</sup>
- Kills the Flu Virus<sup>\*,9</sup> On Surfaces<sup>1</sup>
- Kills the [viruses] [organisms] [pathogens] frequently associated with [office] [worker] [student] absenteeism<sup>1,14</sup>
- Kills 99.9% of [common] [bathroom] [and] [kitchen] germs<sup>1,5</sup>
- Kills[:] [99.9% of] bacteria<sup>10</sup> that may cause food poisoning [in] [just] [3 min[utes]]
- Kills [99.9%] [of] [Norwalk Virus] [Norovirus]
- Effective against Norovirus
- Kitchen, Bathroom, Household Disinfectant Cleaner<sup>1,4</sup>
- [Kitchen<sup>1</sup>][Germ<sup>5</sup>][,] [and][&] [Dirt][,] [and][&] [Grease][,] [and][&] [Mess][,] [and][&] [Grime][Fighter][,] [and][&] [Cleaner][,] [and][&] [Disinfectant]
- Leaves surfaces<sup>1</sup> clean and disinfected<sup>4</sup>
- [Hospital Use] disinfectant<sup>4</sup>, cleaner that is effective against a broad spectrum of bacteria and is virucidal\* [when used as directed]
- [Proven to] kill[s] the coronavirus<sup>1,6</sup> that causes COVID-19 [in 1 minute]
- [Proven to] kill[s] the virus<sup>1,6</sup> that causes COVID-19 [in 1 minute]
- Provides hospital disinfection in [just] 3 minute(s) [contact time]
- [One-Step] Clean[s] [Cleaning] and Disinfect[s][Disinfection][Disinfectant] [Wipe] [in one step]<sup>1,4</sup>
- Reduce cross contamination between treated surfaces<sup>1</sup>
- Remove [99.9% of] [Bacteria] [Germs<sup>5</sup>] [from] [Surfaces<sup>1</sup>] [Kitchen<sup>1</sup>] [Bathroom<sup>1</sup>] [Office]
- [Sanitize] [Disinfect] [airplane] [airliner] [tray[s]] [tray table[s]]
- [Sanitize] [Disinfect] any room in the house<sup>1</sup>
- [Sanitize] [Disinfect] [bathroom] [sink[s]] [faucet[s]] [toilet[s]<sup>11</sup>] [flush handle] [seat] [light switch] [door] [handle] [knob]
- [Sanitize] [Disinfect] the surfaces<sup>1</sup> of [cabinets], [chairs], [counter[s]top[s]], [shower] [door[s]] [stalls], [bathtub[s]], [sink[s]], [vanities], [vanity] [top[s]], [bathroom] [fixture[s]] [faucet[s]]
- [Sanitize] [Disinfect] [camping] [hiking] [boating] equipment
- [Sanitize] [Disinfect] [cell] [mobile] [phones]

**ANTIMICROBIAL CLAIMS (cont.):**

- [Sanitize] [Disinfect] [surfaces<sup>1</sup>] [items] [:] [such as] [cribs<sup>1</sup>] [tables<sup>1</sup>] [tabletops<sup>1</sup>] [counters<sup>1</sup>] [countertops<sup>1</sup>] [appliances exteriors<sup>1</sup>] [sinks] [glazed tiles] [light switches] [door handles] [railings] [telephones] [trash] [garbage] [can[s]] [receptacle[s]] [bin[s]]
- [Sanitize] [Disinfect] [computer[s]] [keyboards] [touchpads] [mouse]
- [Sanitize] [Disinfect] [daycare] [childcare] [facilities]
- [Sanitize] [Disinfect] [desk tops] [work tables] [work areas] [school desks] [shared equipment]
- [Sanitize] [Disinfect] [hotel] [motel] [public] [shared] [TV] [television[s]] [remote control[s]] [remote[s]] [telephone[s]] [phone[s]] [computer[s]] [keyboard[s]] [fax machine[s]]
- [Sanitize] [Disinfect] [shopping] [grocery] cart[s] [handle[s]]
- [Sanitize] [Disinfect] the surfaces<sup>1,21</sup> of [personal protective equipment] [PPE] [respirators] [full face breathing apparatus] [gas masks] [goggles] [face shields] [hearing protection] [ear covers] [safety ear muffs] [helmets] [protective head gear] [hard hats]
- [Sanitize] [Disinfect] the surfaces<sup>1</sup> of [sports] [sporting] [gym] [athletic] [workout] [equipment] [machines]
- [Sanitize] [Disinfect] the hard, non-porous surfaces of [wrestling] [gymnastic] [gym] [athletic] [yoga] [tumbling] [mats] [pads]
- [Sanitize] [Disinfect] the exterior of [household] [kitchen] appliances<sup>1</sup>
- [Sanitize] [Disinfect] [your] [household] [surfaces<sup>1</sup>] [items] [:] [such as] [high chairs<sup>1</sup>] [booster seats<sup>1</sup>] [strollers<sup>1</sup>] [car seats<sup>1</sup>] [cribs<sup>1</sup>] [tables<sup>1</sup>] [tabletops<sup>1</sup>] [counters<sup>1</sup>] [countertops<sup>1</sup>] [appliance exteriors<sup>1</sup>] [sinks] [glazed tiles] [light switches] [door handles] [railings] [telephones] [trash] [garbage] [can[s]] [receptacle[s]] [bin[s]]
- [Sanitize] [Disinfect] [waiting rooms<sup>1</sup>] [public areas<sup>1</sup>]
- Surface<sup>1</sup> [antimicrobial] [disinfectant]
- The convenient way to [disinfect] [sanitize] your household surfaces<sup>1</sup>
- The smart way to clean and disinfect<sup>4</sup>
- The wipe that disinfects<sup>4</sup> while it cleans
- This product will clean and disinfect<sup>4</sup> surfaces<sup>1</sup>.
- Two in one action cleans and disinfects<sup>4</sup> in one step
- Virucidal\*
- Wipe Away<sup>4</sup> 99.9% of [\*Influenza Type A, the Flu Virus] [Bacteria] [Viruses\*]
- Wipe Up<sup>4</sup> 99.9% of [Influenza Type A, the Flu Virus\*] [Bacteria] [Viruses\*]
- [With proven] Antimicrobial Action

**SANITIZATION CLAIMS FOR HARD, NON-POROUS, NON-FOOD SURFACES:**

- 15 second non-food sanitizer<sup>1</sup>
- 99.9% effective against bacteria in [just] 15 seconds[!]<sup>1</sup>
- Convenient [15 seconds] non-food sanitizer<sup>1</sup>
- Kills 99.9% of bacteria in [just] 15 seconds[!]<sup>1</sup>
- Kills 99.9% of [Staphylococcus aureus] in [just] 15 seconds[!]<sup>1</sup>
- Non-food Sanitizer [against] [Enterobacter aerogenes] [and] [Staphylococcus aureus] in [just] 15 seconds<sup>1</sup>
- Provides non-food sanitization in [just] 15 seconds [contact time]<sup>1</sup>
- Sanitize [household] surfaces<sup>1</sup> in [just] 15 seconds[!]
- Sanitizing Wipes
- Sanitizer with Hydrogen Peroxide
- The smart way to clean and sanitize<sup>1,4</sup>
- The wipe that sanitizes while it cleans<sup>1,4</sup>
- [This product or product name] is an effective sanitizer against [Staphylococcus aureus]<sup>1</sup>
- Two in one action cleans and sanitizes in one step<sup>1,4</sup>

**DS6809:**

- [are a disinfectant cleaner that] cleans, disinfects and deodorizes.
- are designed for your toughest tasks. They are [thick and strong] [thicker and stronger] to stand up to [tough] [your toughest] messes, and they have a cloth-like texture for extra scrubbing. Try it [them] on [your] tough [toughest] messes in the kitchen<sup>1</sup> and bathroom<sup>1</sup>, like baked-on grease on your stove [top], sticky messes on your counters, and built-up grime on your bathroom sinks.
- deliver non-acid disinfectant and cleaning performance
- deodorizes by killing microorganisms [bacteria] that cause offensive odors.
- [help] take the hassle out of dispensing disinfecting wipes. The Easy-Glide Lid dispenses wipes one-at-a-time, like a tissue-box, so you get the number of wipes you want with no pinched fingers, [torn wipes], [or] [jammed lids]. Use it on bathroom surfaces<sup>1</sup> like countertops, door handles, light switches, toilets<sup>11</sup>, sinks, and tubs.
- [improves labor results by] effectively reduces [reducing] malodors.
- is a complete, chemically balanced disinfectant<sup>1</sup>
- is a [hospital] disinfectant cleaner that is effective against a broad spectrum of bacteria when disinfection directions are followed<sup>1</sup>.
- is formulated for use in daily maintenance programs with a balance of detergents and malodor counteractants that deliver effective cleaning, disinfecting and malodor reduction<sup>1</sup>.
- will disinfect, clean and deodorize surfaces<sup>1</sup> in rest rooms and toilet areas<sup>11</sup>, garbage cans and garbage storage areas, and other places where bacterial growth can cause malodors.
- will not leave grit or soap scum.

Cross-contamination is of major [housekeeping] concern. **DS6809** have been formulated to aid in the reduction of cross-contamination between treated surfaces<sup>1</sup> [in the home, schools, institutions and industry.]

**Use DS6809:**

- as a disinfectant on surfaces<sup>1</sup>.
- for non-scratch cleaning of showers and tubs, shower doors and curtains, fixtures and exterior toilet bowl surfaces<sup>1</sup>.
- in federally inspected Meat & Poultry Plants as a disinfectant on all surfaces<sup>1</sup> in inedible product processing areas, non-processing areas and / or exterior areas.
- to clean and disinfect<sup>4</sup> finished floors<sup>1</sup>, sinks and tubs
- to clean and disinfect<sup>4</sup> surfaces<sup>1</sup> of gym equipment, exercise machines, wrestling mats and gymnastic equipment
- to clean and disinfect<sup>4</sup> hard, non-porous surfaces<sup>21</sup> of personal [safety] [protection] equipment, protective headgear, hard hats, half mask respirators, full face breathing apparatus, gas masks, goggles, spectacles, face shields, silicone rubber or PVC hearing protectors and vinyl covered ear muffs. Rinse all equipment that comes in contact with skin before reuse with clean warm water [about 120°F], and allow to air dry. [Precaution: Cleaning at 120°F temperature will avoid overheating and distortion of the personal [safety] [protection] equipment that would necessitate replacement.]

{Note to reviewer: Each entry below also represents a graphic depicting the corresponding area of use. The graphics will only represent individual objects or outsides or insides of buildings as described below. No people, animal, or food will be depicted in graphics.}

**[AREAS OF USE:]**

Use **DS6809** on washable surfaces<sup>1</sup> in:

Bathroom[s]  
Children's room  
Family Rooms [Dens]  
Garage  
Home[s] [households]  
Kitchen[s]  
Living room  
Playrooms

Dental offices  
Hospitals  
Long Term Care Facilities  
Medical Offices  
Nursing homes  
Office[s] [Lobb[y][ies]] [Break Room[s]]  
Pharmacies  
Work

Camp grounds  
Day care [centers]  
Nurseries  
Playground equipment  
Preschool[s]

Bars  
Cafeterias  
Institutional kitchens  
USDA inspected food processing facilities

[Athletic facilities] [Arenas] [Stadiums]  
Colleges  
Correctional facilities  
Dressing rooms  
Exercise facilities  
Factories  
Health clubs  
Weight rooms

Barber shops  
Business and office buildings  
Convenience stores  
Food processing plants  
Food storage areas  
[Hotel[s]] [Motel[s]] [Room[s]] [Lobb[y][ies]]  
Institutional facilities  
Institutions  
Laundry rooms  
Locker rooms  
Prisons  
Public facilities  
Public rest rooms  
[Restaurant[s]] [Dining Room[s]]  
Retail [Stores] [Businesses]  
Salons  
School[s]  
Shower and bath areas  
Sick rooms

Transportation  
Airplanes  
Airports  
Ambulances  
Automobiles  
Boats  
Buses  
Campers  
Car[s]  
Emergency [Police] [EMS] [Fire] [Rescue]  
vehicles  
Mobile homes  
Ships  
Taxis  
Trailers  
Trains  
Transportation terminals

**[AREAS OF USE:] (Cont.)**

Non-Food Contact Sanitizing Use Areas:

- Homes
- Office buildings
- Schools
- Dairies
- Meat processing plants
- Food processing areas
- Food handling areas
- Bars
- Restaurants
- Grocery stores

{Note to reviewer: Each entry below also represents a graphic depicting the corresponding type of surface. No people, animal, or food will be depicted in graphics. Only exteriors of microwaves and refrigerators will be depicted.}

**[TYPES OF SURFACES:]**

Use **DS6809** on washable surfaces<sup>1</sup> of:

Appliance – exteriors <sup>7</sup>	Refrigerators – exteriors
Appliance [handles] <sup>7</sup>	Refrigerator [shelves] <sup>7</sup>
Baby carriages	Refrigerated storage and display equipment <sup>7</sup>
[Bars] [Bar tops]	Remote control
Baseboards	Sealed floors
Bathroom fixtures	Showers
Bathtubs [Fiberglass]	Shopping cart handles
Blinds	Shower [stalls] [walls]
[Buffet] [Changing] [Picnic] [Prep] [Restaurant]	Sinks [bathroom, kitchen]
[Tables]	Sports equipment
Cabinets	Storage areas
Cages	Stoves [stovetops] <sup>7</sup>
Car seat	Strollers
Car [Dashboard] [Steering Wheel]	Tanning Beds
Ceiling fan blades	Telephones
Chairs	Exterior Toilet bowl surfaces
Coffee bars	Toilet seats
[Computer] [Keyboards] [Mouse]	Tub walls
Counters [countertops] [Bathroom] [Kitchen]	Tubs
Cupboards	Tiles, glazed
Desks	[Tool] [Toy] box[es]
Diaper changing [tables] [counters]	Urinals
Diaper pails	[Washable] Walls
Doorknobs	Window Sills
Equipment tables	
Faucets	Non-critical medical device surfaces:
Faucet Handles	Bed frames
Floors	Bed rails
Finished floors	Crutches
Garbage cans	Defibrillators
Glass	Gurneys
[Hand] Rails	Non-critical hospital [medical] equipment surfaces
Highchairs	[Medical] Examining tables
Lab benches	[Medical] [Hospital] Lamps
Laminate flooring	Rescue tools
Linoleum	Resuscitators
Light switches	[Medical] [Hospital] Scales
Litter boxes	Stands
Microwave ovens - exteriors	Stretchers
Non-Wooden Outdoor [patio] furniture except cushions and wood frames	Stethoscopes
[Plastic] Booster Seats	Walkers
Plastic [Laundry Basket] [Hamper]	Wheel chairs
Potty trainer [seats]	Ultra-sound transducers and equipment
Range hoods	



**[TYPES OF SURFACES:] (Cont.)**

Other hard non-porous surfaces made of:

- Acrylic
- Finished woodwork
- Formica®
- Glass
- Glazed ceramic
- Glazed enameled surfaces
- Glazed porcelain
- Metal
- Plastic [such as polystyrene or polypropylene]
- Sealed granite
- Sealed marble
- Sealed quartz
- Sealed stone
- Stainless steel
- Upholstery- vinyl and plastic

[Insert Brand name] is registered in the United States and Trademark Office to [Insert Company Name].

[Insert Brand name] is a registered trademark of [Insert Company Name]

[Formica® is a registered trademark of the Diller Corporation]

[Note: Do not use on unpainted wood, natural marble or brass.]

**[TYPES OF SOILS:]**

- |  |                      |
|--|----------------------|
| [Baked on] [Burnt on] [Tough] [Polymerized] Grease | Grease               |
| [Build Up]   | Grime                |
| [Built] Up]  | Hard Water [stain]   |
| [Burnt on] Food [stains]                           | Honey                |
| [Burnt on] Grease                                  | Jelly                |
| [Dried on] Toothpaste                              | Juice stains         |
| [Heel] [scuff] marks                               | Limescale            |
| [Pen] [or] [ink] marks                             | Lint                 |
| [Pet] Hair   | Makeup               |
| [Tough] messes                                     | Mildew [mold] stains |
| Bacon fat  | Mud                  |
| Baked on cheese                                    | Oil                  |
| Bathtub rings                                      | Outdoor grime        |
| Beverage stains                                    | Pancake mix          |
| Chicken juice                                      | Particles [residues] |
| Coffee stains                                      | Peanut butter        |
| Cooking splashes                                   | Pencil               |
| Cosmetics  | Pet messes           |
| Crayon   | Pet stain[s]         |
| Crumbs   | Small spills         |
| Dirt   | Smudges              |
| Dried on food                                      | Soap Scum            |
| Dust   | Stains               |
| Everyday messes                                    | Sticky messes        |
| Fingerprint  | Tea [stains]         |
| Food [residues] [particles]                        | Tomato sauce         |
| Footprints   | Tough soil           |
| Gravy  | Wine [stains]        |

**[ALLERGENS:]**

[cat] [dog] [pet] [dander] [hair]  
cockroach debris  
cockroach matter  
cockroach particles  
dust mite matter

dust mite particles  
dust mite debris  
hair  
pollen [particles] [from timothy grass]

**DS6809** is a [Hospital] disinfectant and Bactericidal [tested according to the modified germicidal spray test] in the presence of 5% organic serum against:

{or}

**DS6809** [is / are effective against] [Kills] [Removes] [Destroys]:

<b>30 SECOND CONTACT TIME:</b>
[Viruses:] *Human Coronavirus [ATCC VR-740, Strain 229E] *Measles Virus [ATCC VR-24, Strain Edmonston] *Mumps Virus [ATCC VR-1438, Strain Jones] *Respiratory Syncytial Virus [RSV] [ATCC VR-26, Strain Long]
<b>1 MINUTE CONTACT TIME:</b>
[Viruses:] *SARS-Related Coronavirus 2 [SARS-CoV-2] [cause of COVID-19] [BEI Resources NR-52281]
<b>3 MINUTE CONTACT TIME:</b>
[Bacteria:] <i>Pseudomonas aeruginosa</i> [ATCC 15442] <i>Staphylococcus aureus</i> [ATCC 6538] <i>Salmonella enterica</i> [ATCC 10708] <i>Enterobacter aerogenes</i> [ATCC 13048] <i>Escherichia coli</i> [ATCC 11229] <i>Klebsiella pneumoniae</i> [ATCC 4352] Methicillin Resistant <i>Staphylococcus aureus</i> [MRSA] [ATCC 33592]
[Viruses:] *Adenovirus Type 5 [ATCC VR-5, Strain Adenoid 75] *Herpes Simplex Type 2 Virus [Herpes] [ATCC VR-734, Strain G] *HIV-1 [Strain HTLV-III <sub>B</sub> ] *Influenza A Virus/H3N2 [Influenza] [ATCC VR-544, Strain A/H3N2/8/68] *Norovirus [ATCC VR-782]
[Animal Viruses:] Feline Calicivirus [ATCC VR-782]

**DS6809** [this product] is a sanitizer for hard, non-porous (kitchen, bathroom and household) non-food contact surfaces:

<b>15 SECOND CONTACT TIME:</b>
[Bacteria:] <i>Enterobacter aerogenes</i> [ATCC 13048] <i>Staphylococcus aureus</i> [ATCC 6538]

{Note to Reviewer: These statements for claims against large non-enveloped, and/or enveloped emerging viral pathogens shall not appear on marketed (final print) product labels.}

**EMERGING VIRAL PATHOGEN STATEMENT**

This product qualifies for emerging viral pathogen claims per the EPA’s ‘Guidance to Registrants: Process for Making Claims Against Emerging Viral Pathogens not on EPA-Registered Disinfectant Labels’ when used in accordance with the appropriate use directions indicated below.

This product meets the criteria to make claims against certain emerging viral pathogens from the following viral category[ies]:

- Enveloped viruses
- Large, non-enveloped viruses

For an emerging viral pathogen that is a/an...	...follow the direction for use for the following organisms on the label:
Enveloped Viruses	Feline Calicivirus [ATCC VR-782] / Norovirus
Large Non-Enveloped Viruses	Feline Calicivirus [ATCC VR-782] / Norovirus

**[DS6809] [Brand Name] [This Product]** has demonstrated effectiveness against viruses similar to **[name of emerging virus]** on **hard, non-porous surfaces**. Therefore, **[DS6809] [Brand Name] [This Product]** can be used against **[name of emerging virus]** when used in accordance with the directions for use against **Norovirus** (ATCC VR-782) on **hard, non-porous surfaces**. Refer to the **[CDC or OIE]** website at **[pathogen-specific website address]** for additional information.

OR

**[Name of illness/outbreak]** is caused by **[name of emerging virus]**. **[DS6809] [Brand Name] [This Product]** kills similar viruses and therefore can be used against **[name of emerging virus]** when used in accordance with the directions for use against **Norovirus** (ATCC VR-782) on **hard, non-porous surfaces**. Refer to the **[CDC or OIE]** website at **[website address]** for additional information.

*{Note to reviewer: Representative graphic of wipe tub and/or hand pulling out wipe fabric may be added to the label}*

*{For canister}*

**To Open Package:**

Remove cover. Pull up [towelette] [wipe] [cloth] corner from center of roll. Thread through hole in the cover. Replace cover. Open center cap on cover to remove wipe. When not in use [When not using], close center cap [securely] to prevent moisture loss.

*or {For carton or tub}*

**To Open Package:** Open cover and slowly. Remove [Pull out] [wipe] [towelette] [cloth] as needed. To retain moisture, reseal [carton] [tub] by firmly closing [carton or tub] cover.

*or*

**To Open Package:** [Remove package seal[s]] [Remove safety seal[s]] [Flip] Open lid. To remove first wipe [sheet] [wet cloth] [cloth] pull up on wipe and remove wipe through [dispensing] opening [wavy dispensing opening] [orifice]. [The next wipe will pop up automatically]. [Always] close [snap] lid securely between uses [to retain moisture].

*or*

**To Open Package:** [Remove package seal[s]] [Remove safety seal[s]]. Open [Flip open lid [package]]. To start [remove] [first] wipe [sheet] [wet cloth] take the edge of wipe from large opening to the small dispensing opening and pull up. [The next wipe [sheet] [wet cloth] [cloth] will pop up automatically.] [Always] close [snap] lid securely between uses [to retain moisture].

*or*

**To Open Package:** Open Lid. To start wipes, pull up on wipe and move wipe into the small dispensing opening [orifice] [aperture] [hole] [wave] and [pull sheet up to remove wipe] remove wipe. [The next wipe [sheet] [wet cloth] will pop up automatically]. [Always] close [snap] lid securely between uses [to retain moisture].

*or*

**To Open Package:** Flip open[up] the lid[cover] [top] [cap] [dispensing lid]. Thread the wipe [first wipe] [cloth] [first cloth] [sheet] through the dispensing lid and pull up to remove wipe from package. The next wipe [sheet] [cloth] pops up automatically. Close lid securely between uses to retain moisture[prevent moisture loss].

*or*

**To Open Package:** Press the three [3] ridges with your thumb and push up on the cap[top] [lid] to open[lid]. To remove wipe [sheet] [wet cloth] [cloth] [towelette] pull up on wipe and remove wipe through [dispensing] opening [wavy dispensing opening] [orifice]. [The next wipe will pop up automatically].

*or*

**To Open Package:** Press the three [3] ridges with your thumb and push up on the cap[top] [lid] to open[lid]. Thread the wipe [sheet] [wet cloth] [cloth] [towelette] through the dispensing lid and pull up to remove wipe from package. The next wipe will pop[pull] up automatically. [Always] Close [snap] lid securely between uses [to retain moisture].

*or*

**To Open Package:** Press the three [3] ridges with your thumb and push up on the lid to open. Thread the wipe through the dispensing lid and pull up to remove wipe from package. The next wipe will pop up automatically. Close lid securely between uses to retain moisture.

*or*

**To Open Package:** Push the area marked ["Press"] ["Push"] ["Press Here"] ["Push Here"] with your thumb and push up on the lid to open. Thread the wipe through the dispensing lid and pull up to remove wipe from package. The next wipe will pop up automatically. Close lid securely between uses to retain moisture.

*or*

**DS6809**

EPA Reg. No. 6836-388

EPA Label Amendment 2023-02-13 REV

**To Open Package:** Open dispenser and top of bag. Pull out the first wipe approximately 6 to 8 inches from the center of the roll. Place the entire bag inside of dispenser. Thread the wipe through the opening on the dispenser lid. Close the lid to retain moisture.

or

**To Open Package:** Open cover and slowly peel back label. Remove cloth as needed. To retain moisture, close cover.

or

**To Open Package:** Open cover and slowly peel back label. Remove wipe as needed. To retain moisture, re-close by firmly pressing and close tub cover.

or {For refill, pouch or bag}

**For Refill Package:**

Remove [entire] lid from container. Tear open refill [package] at [notch] [mark] [arrow] and place [wipe] roll in empty container. Follow information on container to dispense wipes.

**To Open Package:**

[Slowly] peel back the label [open seal]. Remove [Pull out] [wipe] [towelette] [cloth] as needed. To retain moisture, reseal [pouch] [bag] by firmly pressing seal back on the [pouch] [bag]

or

**To Open Package:**

[Tear] [Cut] open wipe [pouch] [bag] [along dotted line]. Remove canister lid and place [bag with] roll into empty canister. Locate wipe [edge] at center of roll and thread wipe through canister opening [at angle]. Do not push finger through opening. Replace lid on canister and close tightly. Finish pulling wipe through opening. Wipes will feed automatically

or {For flat pack or pouch or bag}

**To Open Package:** [Open] [closure][lid][pouch] [and] [by] [slowly] [peel][peeling][remove][removing] [back] [the] [front] [seal] [label]. Remove [one] [wet] [mopping] [wipe[s]][towelette[s]][cloth[s]] [as needed]. [Reseal][Close] [pouch][closure][lid] [to prevent moisture loss][to retain moisture] [by] [firmly] [pressing][running thumb] [on][over] [the] [seal][label]. [Use abrasive side for tougher soils and soft side for light duty cleaning.]

or {For the Travel Pack size}

**To Open Package:** Slowly peel back label. [Pull out] [Remove] [wipes] [towelettes] [cloths] as needed. Reseal label to retain moisture.

or **To Open Package:** Open ziplock [Tear edge of pack]. [Pull out] [Remove] [wipes] [towelettes] [cloths] as needed. Reseal ziplock to retain moisture.

or {For the single cloth or sample pack}

**To Open Package:** Tear [pouch] open [at top edge of pouch] [at tear notch] [along dotted line] [where indicated] [edge of pack]. [Pull out] [Remove] [Wipe] [Towelette] [Cloth].

{For product supplied in a single use pouch with a folded towellete, include the following:}

Unfold [Wipe] [Towelette] [Cloth]

**DIRECTIONS FOR USE:**

It is a violation of Federal law to use this product in a manner inconsistent with its labeling.

[Do not use as a diaper wipe or for personal cleansing.]

[This is not a baby wipe!]

[Do not flush [in toilet]]

[For plastic and painted surfaces, spot test on an inconspicuous area before use.]

[This product *or product name*] will not harm most surfaces: including acrylic, sealed fiberglass and vinyl.]

[Do not use on unpainted wood.]

[Note: Not recommended for unpainted wood, natural marble or brass.]

**TO CLEAN AND DEODORIZE:**

Wipe surface<sup>1</sup> with [wipe] [towelette] [cloth] [sheet]. Let air dry. Discard used [wipe] [towelette] [cloth] [sheet] in trash. [Do not flush [in toilet]].

**For bacteriostatic use on odor-causing bacteria: DS6809** will inhibit the growth of odor-causing bacteria when applied to hard, nonporous surfaces. Preclean. Wipe surface and let it remain visibly wet for 4 minutes. Repeat treatment every 24 hours, or more often if new growth appears.

**[TO CLEAN AND DISINFECT:] {OR} [CLEANING/ DISINFECTION / VIRUCIDAL\* DIRECTIONS:]**

*For the market label, choose one statement from Option Set A and one statement from Option Set B:*

Option Set A

1. Wipe surface<sup>1</sup> with [wipe] [towelette] [cloth] [sheet] until surface is visibly wet.
2. Use enough [wipes] [towelettes] [cloths] [sheets] to visibly wet surfaces.

Option Set B

1. Surface<sup>1</sup> must remain visibly wet for 3 minutes. *{Note to reviewer: if using reduced contact time for SARS-CoV-2, the following sentence will be required:}* [For **SARS-CoV-2**, treated surfaces must remain visibly wet for 1 minute.] *{Note to reviewer: if using reduced contact time for Human Coronavirus and/or Measles Virus and/or Mumps Virus and/or Respiratory Syncytial Virus (RSV), the following sentence will be required:}* [For **[Human Coronavirus] [and] [Measles Virus] [and] [Mumps Virus] [and] [Respiratory Syncytial Virus [RSV]]**, treated surfaces must remain visibly wet for 30 seconds.] [Let [permit] surface to [air] dry.]
2. Keep surfaces<sup>1</sup> visibly wet for 3 minutes. *{Note to reviewer: if using reduced contact time for SARS-CoV-2, the following sentence will be required:}* [For **SARS-CoV-2**, treated surfaces must remain visibly wet for 1 minute.] *{Note to reviewer: if using reduced contact time for Human Coronavirus and/or Measles Virus and/or Mumps Virus and/or Respiratory Syncytial Virus (RSV), the following sentence will be required:}* [For **[Human Coronavirus] [and] [Measles Virus] [and] [Mumps Virus] [and] [Respiratory Syncytial Virus [RSV]]**, treated surfaces must remain visibly wet for 30 seconds.] [Let [permit] surface to [air] dry.]
3. [Use enough [extra] wipes to] keep surfaces<sup>1</sup> visibly wet for 3 minutes. *{Note to reviewer: if using reduced contact time for SARS-CoV-2, the following sentence will be required:}* [For **SARS-CoV-2**, treated surfaces must remain visibly wet for 1 minute.] *{Note to reviewer: if using reduced contact time for Human Coronavirus and/or Measles Virus and/or Mumps Virus and/or Respiratory Syncytial Virus (RSV), the following sentence will be required:}* [For **[Human Coronavirus] [and] [Measles Virus] [and] [Mumps Virus] [and] [Respiratory Syncytial Virus [RSV]]**, treated surfaces must remain visibly wet for 30 seconds.] [Let [permit] surface to [air] dry.]
4. Allow surface<sup>1</sup> to remain visibly wet for 3 minutes. *{Note to reviewer: if using reduced contact time for SARS-CoV-2, the following sentence will be required:}* [For **SARS-CoV-2**, treated surfaces must remain visibly wet for 1 minute.] *{Note to reviewer: if using reduced contact time for Human Coronavirus and/or Measles Virus and/or Mumps Virus and/or Respiratory Syncytial Virus (RSV), the following sentence will be required:}* [For **[Human Coronavirus] [and] [Measles Virus] [and] [Mumps Virus] [and]**

**[Respiratory Syncytial Virus [RSV]]**, treated surfaces must remain visibly wet for 30 seconds.] [Let [permit] surface to [air] dry.]

5. [Wipe surface and] let surface<sup>1</sup> [it] remain visibly wet for 3 minutes. *{Note to reviewer: if using reduced contact time for SARS-CoV-2, the following sentence will be required:}* [For **SARS-CoV-2**, treated surfaces must remain visibly wet for 1 minute.] *{Note to reviewer: if using reduced contact time for Human Coronavirus and/or Measles Virus and/or Mumps Virus and/or Respiratory Syncytial Virus (RSV), the following sentence will be required:}* [For **[Human Coronavirus] [and] [Measles Virus] [and] [Mumps Virus] [and] [Respiratory Syncytial Virus [RSV]]**, treated surfaces must remain visibly wet for 30 seconds.] [Let [permit] surface to [air] dry.]

If surfaces are visibly dirty, clean first with another [wipe] [towelette] [cloth] [sheet] before disinfecting. Discard used [wipe] [towelette] [cloth] [sheet] in trash. [Do not flush [in toilet]].

**\*KILLS HIV ON PRE-CLEANED ENVIRONMENTAL SURFACES<sup>1</sup> / OBJECTS PREVIOUSLY SOILED WITH BLOOD / BODY FLUIDS** in health care settings or other settings in which there is an expected likelihood of soiling of hard, non-porous inanimate surfaces / objects with blood or body fluids, and in which the surfaces / objects likely to be soiled with blood or body fluids can be associated with the potential for transmission of Human Immunodeficiency Virus Type 1 [HIV-1] [associated with AIDS].

**Special Instructions for Cleaning and Decontamination against HIV-1 on Surfaces / Objects Soiled With Blood / Body Fluids.**

**Personal protection:** Clean-up must always be done wearing protective gloves, gowns, masks and eye protection.

**Cleaning procedure:** Blood and other body fluids containing HIV must be visibly cleaned from surfaces and objects before application of **DS6809**. **DS6809** [this product] [wipe] [towelette] [cloth] [sheet] can be used for this purpose.

**Contact time:** Leave surface visibly wet for 3 minutes for HIV-1. Use appropriate contact time as listed on label for all other viruses [and] bacteria claimed.

**Disposal of infectious material:** Blood, body fluids, cleaning materials and clothing must be disposed of according to local regulations for infectious waste disposal.



### **DIRECTIONS FOR FLOOR WIPE USE:**

It is a violation of Federal Law to use this product in a manner inconsistent with its labeling.

**TO CLEAN AND DEODORIZE:** Wipe surface<sup>1</sup> with wipe. Let air dry. Discard used wipe in trash. Do not flush in toilet.

**TO CLEAN AND DISINFECT:** Pre-clean floor in normal manner. [Attach a pre-moistened wipe to the mop head using the [velcro] [fasteners] provided.] Visibly wet floor with wipes. [Change wipe when soiled.] {or} [Replace with a fresh wipe once visibly soiled or no longer visibly wetting the surface.] Allow surface to remain visibly wet for 3 minutes. Let air dry. On average, one wipe will clean [x] square feet of floor. For a larger area you may need to use more than one wipe. [Discard used wipe in trash.] Do not flush. Do not use as a diaper wipe or for personal cleansing. [Contact manufacturer of wood floors prior to use.]

[Note: Not recommended for unpainted wood, natural marble or brass.]

[Do not use on unfinished, oiled or waxed wood, unsealed tiles or carpet.]

[Keep container flat and lid securely closed to keep cloths moist.]

{Optional representative graphic}

Use on  
mop  
head.



#### **TO OPEN:**

1. Cut off top of pouch with scissors.
2. Remove wipes from pouch.
3. Place wipes in plastic tub.
4. Discard empty pouch into trash.

#### **TO USE WITH MOP:**

1. Unfold top wipe in tub by pulling sides of the cloth over edges of tub.
2. Place sweeper on head.
3. Wrap wipe around head of sweeper.
4. Push edges of wipe into top of sweeper head.
5. Begin wiping. No rinsing required.
6. After use, remove soiled wipe and discard in trash. Do not flush.

### **SANITIZING [AND DEODORIZING]:**

To sanitize [and deodorize] non-food contact surfaces<sup>1</sup>; wipe surface, using enough [wipes] [towelettes] [cloths] to allow treated surface to remain visibly wet for 15 seconds. Let surface dry. For visibly soiled surfaces, clean excess dirt first.

{Note to reviewer: Non-refillable container}

### **STORAGE AND DISPOSAL**

Store in original container in areas inaccessible to children. Keep securely closed. Non-refillable container. Do not reuse or refill this container. Discard empty container in trash or recycle [if available].

{Note to reviewer: Refillable container}

### **STORAGE AND DISPOSAL**

Store in original container in areas inaccessible to children. Keep securely closed. Refillable container. [Reuse] [Refill] empty container only with **DS6809** [refills]. Do not reuse this container except as described. If not refilling, discard empty container in trash or recycle [if available].

---

#### Footnotes:

- <sup>1</sup> On hard, non-porous, non-food surfaces
- <sup>2</sup> If not satisfied, contact customer service at [email address] [phone number].
- <sup>3</sup> cushionyThick® is a registered trademark of U.S. Non-Wovens Corporation
- <sup>4</sup> When [disinfection] [sanitization] directions are followed. {Note to reviewer: Must choose one of the descriptors to include based upon the product claim.}
- <sup>5</sup> Kills 99.9% *Pseudomonas aeruginosa*, *Staphylococcus aureus*, and Norovirus
- <sup>6</sup> SARS-Related Coronavirus 2
- <sup>7</sup> Allow the surface to adjust to room temperature before disinfection.
- <sup>8</sup> This product removes the following allergens: [cockroach debris] [,] [cockroach matter] [,] [cockroach particles] [,] [[cat] [dog] [pet] [dander] [hair]] [,] [dust mite debris] [,] [dust mite matter] [,] [dust mite particles] [,] [hair] [,] [pollen [particles] [from timothy grass]]
- <sup>9</sup> Influenza A Virus/H3N2
- <sup>10</sup> [kills] *Salmonella enterica*
- <sup>11</sup> External surfaces only
- <sup>12</sup> In retail sales per [Source:] Nielsen [Retail Measure Services]
- <sup>13</sup> To learn more, please scan QR code Breaks down into water and oxygen after several days, depending on the conditions
- <sup>14</sup> Disinfects against Norovirus, SARS-Related Coronavirus 2 [cause of COVID-19], Influenza A Virus/H3N2
- <sup>15</sup> Category IV formulas meet the lowest EPA-defined toxicity levels for ingestion, inhalation, eye and skin contact, which allows the product to be sold without DANGER (Category I), CAUTION (Category II) or WARNING (Category III) signal words front of pack.
- <sup>16</sup> When used in accordance with instructions to open and securely close package.
- <sup>17</sup> Versus previous {Insert ABN, e.g. WypAll® Disinfecting Wipes}
- <sup>18</sup> Minimal dust, debris, or other air-borne impurities touch wipe prior to dispensing.
- <sup>19</sup> Over the product shelf life.
- <sup>20</sup> Packaging lid design enables easy dispensing.
- <sup>21</sup> External surfaces only

**{PACKET LABEL TO BE USED WITH MASTER CONTAINER LABEL}**

## **DS6809**

Active ingredient:	
Hydrogen peroxide.....	1.22%
Other ingredients:.....	98.78%
Total.....	100.00%

### **KEEP OUT OF REACH OF CHILDREN**

See outer container for Use directions

DISPOSAL: Dispose [wipe] [towelette] [Cloth] in trash after use. Discard empty [pouch] [packet] in trash.

EPA. Reg. No. 6836-388

EPA. Est. No. *(insert EPA Est. No. here)*

Net Contents:

Net Weight:

*[optional - wipe dimensions:]* X x X [inches] [in.]

Arxada, LLC

412 Mount Kemble Avenue, Suite 200S

Morristown, NJ 07960

{Note to reviewer: The following are optional graphics.}



{Note to Reviewer: Similar representative graphics may be added for the final printed label.}




{Note to reviewer: Following is an optional graphic that may be used to illustrate non-public health bacteriostatic claims for odor-causing bacteria.}



{Note to reviewer: The following are optional graphics that will be used to illustrate the scent.}



{Note to reviewer: The following are optional representative graphics. The graphics may be presented as seen below or may differ slightly in graphic design but not intent on the market container label.}



{Note to reviewer. The following may be used only if the supplemental registrant has obtained the appropriate certification.}





### Preparing Material for Recycling

Information is provided to ensure the proper steps are taken to effectively recycle materials.

Rinse & Insert Lid	Empty & Replace Cap
Empty Before Recycling	Rinse Before Recycling
Rinse & Replace Lid	Recycle if Clean & Dry
See Website For Cap	Remove Label Before Recycling
Empty & Discard Sprayer	Empty & Reattach Sprayer
Empty & Discard Pump	Empty & Reattach Pump

## The Multi-Component Labels

We want to be sure that you know how to recycle your whole package, not just a part of it! For a How2Recycle label like the one at right, each "tile" represents a different part of the package. This is really helpful for when you're trying to know how to recycle different parts of your package. How2Recycle labels are intended to be read left to right, based on which part of the packaging you encounter first.



### How2Recycle

Information and locational instructions let you know if an item can be recycled traditionally or by other means.

Widely Recycled	Limited Recycling <small>* Not recycled in all communities</small>
Not Yet Recycled	Store Drop-Off

PAPER BOX	PLASTIC WRAP	PLASTIC TRAY

**how2recycle.info**  
\*Not recycled in all communities



### Type of Recyclable Material

Lists what type of material the packaging is made from.

PLASTIC	PAPER
METAL	COATED PAPER
GLASS	MULTI-LAYER



### Lists Recyclable Parts of Packaging

Information on what parts of the packaging needs to be recycled in this specific way.

BOTTLE	TRAY
INSERT	BOX
BAG	WRAP
CAN	FILM
POUCH	

{RECYCLING LOGO: The below graphics can be used to build a recycling logo. Any combination of top, middle, material, and bottom section can be used to build the logo. A recycling logo is optional and may be presented as shown below or may differ slightly in graphic design but not intent on the final marketed product label.}


{TOP SECTION:}



{MIDDLE SECTION:}



{MATERIAL SECTION:}



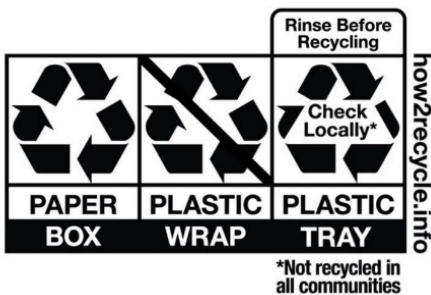
{BOTTOM SECTION:}



{OPTIONAL TEXT:}

\*Not recycled in all communities  
[how2recycle.info](http://how2recycle.info)

{Examples of final logos built from above sections:}



**THE FOLLOWING SECTIONS CONTAIN PROPRIETARY  
LANGUAGE AND GRAPHICS.**

**THESE SECTIONS ARE ONLY AVAILABLE FOR SUPPLEMENTAL  
REGISTRANTS APPROVED FOR ITS USE.**



*{Note to reviewer: The following are optional proprietary graphics.}*  
**{Section 1}**



*{Note to reviewer: The following are optional proprietary graphics.}*  
**{Section 2}**



{Note to reviewer: The following are optional proprietary graphics.}  
{Section 3}



{Note to reviewer: The following are optional proprietary claims and graphics. The graphics may be presented as seen below or may differ slightly in graphic design but not intent on the market container label. To be used by trademark holder only.}

**{Section 4}**



**CLEANING CLAIMS:**

- with the grease fighting power of Dawn®
- with the cleaning power of Dawn®
- From the Makers of [Dawn®][,] [America's #1<sup>12</sup>] Dish[washing] Liquid
- 2[3][4][5][6][7]-in-1: [Disinfects<sup>4</sup>][,] [ + ] [and] [Cleans Tough Messes][Scrubs Tough Messes] [,] [ + ] [and] [Traps Grease][,] [ + ] [and] [Dissolves Soap Scum][,] [ + ] [and] [Kills<sup>4</sup> [99.9% of] Germs<sup>5</sup>][,] [ + ] [and] [Breaks Down][Lifts] Dirt[,] [ + ] [and] [Sanitizes<sup>4</sup>][,] [ + ] [and] [Removes [More than] [99% of] [inanimate] Allergens<sup>8</sup>] [with] [PowerDot][PowerHex][Bounty® Quilted] [Texture] {Note to reviewer: The number of benefits chosen will match the number indicated.}

**SCENT NAMES:**

- Dawn Original [scent]
- Gain Original [Fresh] [scent]
- Gain Tropical Sunrise [scent]
- Febreze Linen & Sky [scent]
- Febreze Meadows & Rain [scent]
- Gain Moonlight Breeze [scent]

**OTHER CLAIMS:**

- [www.pgpro.com](http://www.pgpro.com)

{Note to reviewer: The following are optional proprietary claims and graphics.}

**{Section 5}**

**DO NOT FLUSH CLAIMS:**

{Note to Reviewer: Either of these statements may appear somewhere on Kimberly-Clark's container label.}

- [NOT DESIGNED TO BE FLUSHED; CAN HARM PLUMBING, SEWERS, & THE ENVIRONMENT IF FLUSHED.]
- [THESE WIPES ARE NOT DESIGNED TO BE FLUSHED AND CAN HARM HOME PLUMBING, WASTEWATER SYSTEMS, AND THE ENVIRONMENT IF FLUSHED.]

**CLEANING CLAIMS:**

- A clean swipe with every wipe. WypAll®
- More cleaning power, less cleaning effort. WypAll®.
- We don't make light of serious cleaning. WypAll®.
- When your clean can't be compromised. WypAll®.

**ANTIMICROBIAL CLAIMS:**

- Sustainably WypAll® your germs<sup>1,5</sup> away - active ingredient breaks down into water and oxygen
- WypAll® your germs<sup>1,5</sup>, not your wallet

**PACKAGING CLAIMS:**

- A clean<sup>18</sup>, fresh wipe with every pull.<sup>16</sup>
- CLICK... the sound of a clean<sup>18</sup> wipe.<sup>16</sup>
- Designed to [provide] [deliver] a clean<sup>18</sup> wipe every time.<sup>16</sup>
- Designed with you in mind<sup>20</sup>
- Double lids, double confidence<sup>16</sup>
- Dry-out prevention technology<sup>16</sup> [with easy-to-close lid]
- Expect more<sup>20</sup> from your wipes dispenser. Experience the WypAll® difference.<sup>17</sup>
- Experience the WypAll® difference with [easy-to-close] double-secured lid [design] that helps [retain moisture] [prevent dryout]<sup>16</sup>
- Get[s] the [cleaning] job done with less hassle from wipes that sustain wetness<sup>16,17</sup>
- Let WypAll® bring you into the future of dispensing with [easy-to-close] lid that keeps wipes wet.<sup>16</sup>
- Lid maintains the "wet" in "wet wipes"<sup>16</sup>
- [Minimize waste] [and] Maximize savings with wipes that sustain wetness.<sup>16</sup>
- No more torn wipes - [Patented][Patent pending] dispenser reduces waste [by X%].<sup>17</sup>
- [Patented lid] [Patent pending lid] Lock[s] out dirt [or impurities] and lock[s] in moisture.<sup>16</sup>
- [PurePull™] [SurePull™] Technology<sup>20</sup> [Lid] [Dispenser]
- [PurePull™] [SurePull™] Lid Technology: 1 Wipe at a Time.
- Same great cleaning performance from first sheet to the last [one][sheet]<sup>16</sup>
- [Seal] [Lid] [design] that ensures wipes don't dry out.<sup>16</sup>
- [SurePull™] [PurePull™] Lid Technology provides a clean<sup>18</sup> wipe every time.<sup>16</sup>
- Waste not, want not. WypAll® delivers one fresh<sup>18</sup> wipe at a time.<sup>16</sup>
- Wet to the last wipe [from 1 to X].<sup>16</sup>
- Wipes as fresh<sup>18</sup> as on day one.<sup>16,19</sup>

**SUBSTRATE CLAIMS:**

- Wipes eligible for [Kimberly-Clark] RightCycle recycling. To learn more, please scan QR code.



{Note to reviewer: The following are optional proprietary claims and graphics.}

**{Section 5 (cont.)}**

**LID GRAPHICS AND “TO OPEN” INSTRUCTIONS:**

{Note to Reviewer: This optional graphic may appear on Kimberly-Clark’s container label.}



{Note to Reviewer: One of the following sets of package-opening instructions may appear on Kimberly-Clark’s container label.}

{Canister Directions – Option 1}

**To Open Package:**

- Flip open outer lid and lift inner lid.
- Pull out first wipe from center of the roll. Thread the wipe through the dispensing nozzle and pull up to remove wipe from package. The next wipe pops up automatically.
- Close inner lid.
- Close outer lid securely between uses to prevent moisture loss.

{Canister Directions – Option 2}

**To Open Package:**

- Open lid and lift inner cap.
- Pull out wipe from center of roll. Thread through hole in the cover. Snap inner cap securely.
- Pull up to remove wipe from package. The next wipe will pop up automatically.
- Close lid securely between uses.

{Canister Directions – Option 3}

**To Open Package:**

- Open lid and then inner cap.
- To start wipes, pull out wipe from center of roll and remove through [dispensing] opening [orifice]. [The next wipe will pop up automatically.] Close inner cap.
- Close lid between uses [to retain moisture] [to prevent moisture loss].

{Canister Directions – Option 4}

**To Open Package:**

- [Flip] open [top] [outer] lid. Remove inner cap [lid] by lifting upward.
- Pull out wipe [sheet] [cloth] from center of roll. Thread through dispensing opening [hole] and pull up to an angle to remove wipe [sheet] [cloth]. [The next wipe will pop up automatically.] Replace inner cap [lid].
- Close [top] [outer] lid between uses.

{Note to reviewer: The following are optional proprietary claims and graphics.}  
{Section 5 (cont.)}



{Note to reviewer: The following are optional proprietary graphics.}  
{Section 6}

