



UNITED STATES ENVIRONMENTAL PROTECTION AGENCY
WASHINGTON, DC 20460

OFFICE OF CHEMICAL SAFETY
AND POLLUTION PREVENTION

April 4, 2016

Jonathan Walsh
Regulatory Agent for,
Lonza, Inc.
90 Boroline Road
Allendale, NJ 07401

Subject: PRIA Label Amendment – To add an organism and update the product labeling
Product Name: Lonzagard RCS-256 Plus
EPA Registration Number: 6836-349
Application Date: November 13, 2015
Decision Number: 511436

Dear Mr. Walsh:

The amended label referred to above, submitted in connection with registration under the Federal Insecticide, Fungicide and Rodenticide Act, as amended, is acceptable. This approval does not affect any conditions that were previously imposed on this registration. You continue to be subject to existing conditions on your registration and any deadlines connected with them.

A stamped copy of your labeling is enclosed for your records. This labeling supersedes all previously accepted labeling. You must submit one copy of the final printed labeling before you release the product for shipment with the new labeling. In accordance with 40 CFR 152.130(c), you may distribute or sell this product under the previously approved labeling for 18 months from the date of this letter. After 18 months, you may only distribute or sell this product if it bears this new revised labeling or subsequently approved labeling. "To distribute or sell" is defined under FIFRA section 2(gg) and its implementing regulation at 40 CFR 152.3.

Should you wish to add/retain a reference to the company's website on your label, then please be aware that the website becomes labeling under the Federal Insecticide Fungicide and Rodenticide Act and is subject to review by the Agency. If the website is false or misleading, the product would be misbranded and unlawful to sell or distribute under FIFRA section 12(a)(1)(E). 40 CFR 156.10(a)(5) list examples of statements EPA may consider false or misleading. In addition, regardless of whether a website is referenced on your product's label, claims made on the website may not substantially differ from those claims approved through the registration process. Therefore, should the Agency find or if it is brought to our attention that a website contains false or misleading statements or claims substantially differing from the EPA approved registration, the website will be referred to the EPA's Office of Enforcement and Compliance.

Page 2 of 2
EPA Reg. No. 6836-349
Decision No. 511436

Your release for shipment of the product constitutes acceptance of these conditions. If these conditions are not complied with, the registration will be subject to cancellation in accordance with FIFRA section 6. If you have any questions, please Karen M. Leavy by phone at (703)-308-6237, or via email at Leavy.Karen@epa.gov.

Sincerely,

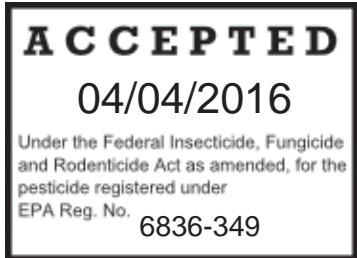


Eric Miederhoff
Product Manager 31
Regulatory Management Branch I
Antimicrobials Division (7510P)
Office of Pesticide Programs

Enclosure

Note to reviewer:
[Items in brackets [AAA] are optional and may/may not be included on final label]
{Items in braces {AAA} are for information purposes and will not appear on final label}

LONZAGARD RCS-256 PLUS



One-Step Disinfectant

[Cleaner – Sanitizer – Fungicide – Mildewstat – Virucide* – Deodorizer]
[for Homes, Restaurants, Hospitals, Institutional and Industrial Use]

[Effective in hard water up to 250 ppm hardness (calculated as CaCO₃) in the presence of 5% serum contamination]

[[Citrus], [Floral], [Fresh], [Lavender], [Lemon], [Lime], [Mint], [Peppermint], [Pine], [Woody] [Scent] [Scented] [Fragrance] [Odor]]

- [Formulated for Effective Farm Premise Sanitation]
- [Formulated for Effective Poultry Premise Sanitation]
- [Formulated for Effective Swine Premise Sanitation]
- [Formulated for Effective Mushroom Farm Sanitation]
- [Formulated for Veterinary Practice / Animal Care / Animal Laboratory Disinfection]
- [For use in federally inspected meat and poultry plants]

[• Staphylocidal • Pseudomonacidal • Bactericidal • Salmonellacidal • Fungicidal • Virucidal*]

Active Ingredients:

Octyl decyl dimethyl ammonium chloride.....	6.67%
Dioctyl dimethyl ammonium chloride.....	2.67%
Didecyl dimethyl ammonium chloride.....	4.00%
Alkyl (C ₁₄ , 50%; C ₁₂ , 40%; C ₁₆ , 10%) dimethyl benzyl ammonium chloride	8.90%
Other Ingredients:	77.76%
Total:.....	100.00%

KEEP OUT OF REACH OF CHILDREN

DANGER [PELIGRO]

See [left] [side] [right] [back] panel for Precautionary Statements and First Aid

EPA Reg. No. 6836-349
EPA Est. No. (insert EPA Establishment No. here)
Net Contents (insert container size here)

[DOT symbols]
[Country of origin (insert country)]
[Manufactured in (insert country)]
[Barcode]

Manufactured by:
Lonza Inc.
90 Boroline Road
Allendale, NJ 07401

Lonzagard RCS-256 Plus
EPA Reg. No. 6836-349
EPA DRAFT 2016-01-05

PRECAUTIONARY STATEMENTS

HAZARDS TO HUMANS AND DOMESTIC ANIMALS

DANGER. Corrosive. Causes irreversible eye damage and skin burns. Do not get in eyes, on skin, or on clothing. Wear protective eyewear (goggles, face shield or safety glasses), protective clothing and protective (rubber or chemical resistant) gloves. Harmful if swallowed or if absorbed through the skin. Wash thoroughly with soap and water after handling and before eating, drinking, chewing gum, using tobacco or using the toilet. Remove contaminated clothing and wash clothing before reuse.

FIRST AID

IF IN EYES: Hold eye open and rinse slowly and gently with water for 15-20 minutes. Remove contact lenses, if present, after first 5 minutes, then continue rinsing eye.

IF ON SKIN OR CLOTHING: Take off contaminated clothing. Rinse skin immediately with plenty of water for 15-20 minutes.

IF SWALLOWED: Call a poison control center or doctor immediately for treatment advice. Have person sip a glass of water if able to swallow. Do not induce vomiting unless told to do so by a poison control center or doctor. Do not give anything by mouth to an unconscious person.

NOTE TO PHYSICIAN: Probable mucosal damage may contraindicate the use of gastric lavage.

Call a poison control center or doctor for treatment advice. Have the product container or label with you when calling poison control center or doctor or going for treatment.

{Note to reviewer: If container size is 5 gallons or larger, the following Environmental Hazards statements will be used:}

ENVIRONMENTAL HAZARDS

Do not discharge effluent containing this product into lakes, streams, ponds, estuaries, oceans or other waters unless in accordance with the requirements of a National Pollutant Discharge Elimination System (NPDES) permit and the permitting authority has been notified in writing prior to discharge. Do not discharge effluent containing this product to sewer systems without previously notifying the local sewage treatment plant authority. For guidance, contact your State Water Board or Regional Office of the EPA.

{Note to reviewer: The following on Pages 3-10 is considered optional marketing language.}

Concentrate [Concentrated]

Disinfects [Disinfectant]

Cleans [Cleaner]

Deodorizes [Deodorant]

This product contains no [phosphates] [or] [phosphorous compounds].

For use in (insert name of automated dilution system here) [automated] [dilution system]

Lonzagard RCS-256 Plus:

- delivers non-acid disinfectant and cleaning performance in an economical concentrate.
- deodorizes by killing microorganisms that cause offensive odors.
- eliminates 99.9% of Staphylococcus aureus and Klebsiella pneumoniae in 15 seconds.
- [improves labor results by] effectively controls [controlling] malodors.
- is effective at controlling mold and mildew odor on mattresses, pillows and shower curtains. **{Not for Use in California}**
- is effective yet economical.
- is a complete, chemically balanced disinfectant [and sanitizer] [that provides clear use solutions even in the presence of hard water].
- is a [concentrated] [one-step] [Hospital Use] disinfectant cleaner that is effective against a broad spectrum of bacteria, is virucidal* [including HIV-1, the AIDS Virus and Hepatitis B Virus and Hepatitis C Virus], fungicidal, and inhibits the growth of mold and mildew, and their odors, when used as directed.
- [is a heavy duty disinfectant cleaner that] cleans, disinfects and deodorizes in one labor saving step.
- is a proven "one-step" disinfectant - cleaner - sanitizer - fungicide - mildewstat - virucide* which is effective in water up to 250 ppm hardness in the presence of 5% serum contamination.
- is a [versatile] disinfectant and sanitizer for hard, nonporous nonfood contact surfaces in Veterinarian, Animal care and Farm Premise applications.
- is an economical concentrate that can be diluted for use with [trigger sprayers], [and or] [pressure sprayers].
- is an effective one-step sanitizer-cleaner for use on non-food hard, nonporous contact surfaces.
- is formulated for use in daily maintenance programs with a balance of detergents, biocides and malodor counteractants that deliver effective cleaning, disinfecting and malodor control.
- Kills [eliminates] [Destroys] HIV virus in fast [just] 1 minute [contact time]
- Kills [eliminates] [Destroys] flu virus in fast [just] 1 minute [contact time]
- [Kills] [Eliminates] [Removes] [Destroys] (Insert pathogen or pathogens from lists on pages 9-10) on [pre-cleaned] environmental surfaces
- [Kills] [Eliminates] [Removes] [Destroys] [Germs] [Bacteria] [Viruses*] [on [pre-cleaned] environmental surfaces]
- kills Norovirus [in 5 minutes] at 1:128 dilution [1 oz. per gallon]
- Provides Norovirus efficacy in fast [just] 5 minute[s] [contact time]
- is effective against Enterovirus D68 [in 5 minutes] [at 1 oz. per gallon dilution] [at 1:128 dilution]
- kills Rotavirus [in 3 minutes]
- leaves a clean fresh scent.
- meets AOAC efficacy standards for hospital disinfectants.
- meets Sanitizer Test standards for non-food contact sanitizers.
- provides long lasting freshness against tough [pet] odors such as odors from litter boxes and pet accidents.
- Provides [non food contact] sanitization [eliminates 99.9%] in fast [just] 15 second[s] [contact time]
- Sanitizes in fast [just] 15 second[s] [contact time]
- Saves [Labor] times
- will disinfect, clean and deodorize surfaces in rest rooms and toilet areas, behind and under sinks and counters, garbage cans and garbage storage areas, and other places where bacterial growth can cause malodors.
- will not leave grit or soap scum.

Cross-contamination is of major housekeeping concern. **Lonzagard RCS-256 Plus** has been formulated to aid in the reduction of cross-contamination on treated surfaces not only in hospitals, but in schools, institutions and industry.

This product is effective at controlling mold and mildew on shower curtains.

This product may be applied through low-pressure sprayers.

This product is for use in household and commercial humidifiers. Use of this product will control unpleasant [malodors] odors.

Use this product to clean, sanitize and disinfect non-porous ambulance equipment and surfaces. Rinse with clean water all equipment that will come in prolonged contact with skin before reuse.

This product may be used to deodorize coolers, buckets, garbage pails and other areas where strong odors may develop.

[Quickly] Cleans [and sanitizes] every day kitchen messes.
Cleans [and disinfects] every day kitchen messes.

Cuts through tough grease [and grime].

To disinfect food processing facilities: Spray surfaces with solution and allow to remain wet for 3 minutes. Rinse food contact surfaces with potable water prior to reuse.

Use [on] [to clean and disinfect] nonporous athletic mats, wrestling mats, gymnastic mats, exercise equipment and training tables.

Lonzagard RCS-256 Plus is a phosphate free, germicidal detergent effective in the presence of a moderate amount of organic soil on hard nonporous surfaces found at mushroom farms. **Lonzagard RCS-256 Plus** has been designed for use between mushroom crops. Areas of intended use include breezeways and track alleys before spawning, inside and outside walls of mushroom houses, lofts, floors, storage sheds and casing rings. Use of **Lonzagard RCS-256 Plus** must be limited to areas where compost and mushrooms are not present.

Lonzagard RCS-256 Plus is effective on hard nonporous surface at 1:256 dilution [$\frac{1}{2}$ oz. per gallon] according to the virucidal qualification modified in the presence of 250 ppm hard water plus 5% organic serum in 3 minutes against:

Canine Distemper Virus
Newcastle's Disease Virus

Lonzagard RCS-256 Plus is effective on hard nonporous surface at 1:128 dilution [1 oz. per gallon] according to the virucidal qualification modified in the presence of 250 ppm hard water plus 5% organic serum in 5 minutes against Feline Calicivirus.

Lonzagard RCS-256 Plus is a mildewstat and will effectively inhibit the growth of mold and mildew and the odors caused by them when applied to hard nonporous surfaces.

Use **Lonzagard RCS-256 Plus**

- in federally inspected Meat & Poultry Plants as a disinfectant or non-food contact sanitizer on all surfaces in inedible product processing areas, nonprocessing areas and / or exterior areas.
- as a disinfectant on hard, nonporous surfaces.
- in kitchens, bathrooms and other household areas.
- to clean and disinfect hard, nonporous finished floors, sinks and tubs.
- with trigger sprayer, pressure sprayers.
- for non-scratch cleaning of showers and tubs, shower doors and curtains, fixtures and toilet bowls.
- to clean and disinfect nonporous salon / barber tools and instruments: combs, brushes, scissors, blades and manicure instruments.
- for sanitizing and disinfecting of ultrasound transducers, probes, mammography compressor plates and other hard nonporous surfaces.
- to clean and disinfect hard, nonporous finished floors. Cleans and disinfects without dulling gloss.
- on coils and drain pans of air conditioning and refrigeration equipment and heat pumps. Follow the directions for sanitization of non-food contact surfaces.
- to clean and disinfect nonporous fire fighting bunker / turnout gear; trousers; overcoats, gloves, boots, hoods, helmets, air masks.
- to clean, sanitize and disinfect nonporous personal protective safety equipment: protective headgear, hard hats, half-mask respirators, full face breathing apparatus, gas masks, goggles, spectacles, face shields, hearing protectors and ear muffs. Rinse all equipment that comes in prolonged contact with skin before reuse with clean warm water (about 120°F), and allow to air dry. (Precaution: Cleaning at 120°F temperature will avoid overheating and distortion of the personal safety equipment which would necessitate replacement).
- for Poultry Premise Sanitation [Hatcheries]: Egg Receiving Area, Egg Holding Area; Setter Room, Tray Dumping Area, Trays, Buggies, Racks, Egg Flats, Chick Holding Room, Hatchery Room, Chick Processing Area, Chick Loading Area, Poultry Buildings, Ceilings, Sidewalls and Floors, Drinkers and other Poultry House related equipment, and all other hard, nonporous surfaces in the Hatchery environment.
- for Swine Premise Sanitation: Waterers and Feeders, Hauling Equipment, Dressing Plants, Loading Equipment, Farrowing Barns and areas, Nursery blocks, Creep area, Chutes.
- for Farm Premise Sanitation of hard nonporous surfaces: floors, walls, feed racks, mangers, troughs, automatic feeders, fountains and waterers, forks, shovels, scrapers and other nonporous surfaces in barns, pens, stalls, chutes and other facilities and fixtures occupied or traversed by animals.
- in the laundry to control odors on musty bedding and linens. Test on a small inconspicuous area before using. **{Not for Use in California}**
- on mildew stains in damp areas such as bathrooms, showers, kitchens, basements and laundry rooms.
- in work areas such as tool rooms and garages for odor control and light duty cleaning.
- to remove odors caused by flooding.
- to clean and sanitize tables, chairs, and countertops

Lonzagard RCS-256 Plus is effective at eliminating odors on porous surfaces such as upholstery, drapes, carpets, bedding, shower curtains, mattresses and non-porous surfaces such as walls and floors.¹

Other suggested Uses: Homes, Veterinary Clinics, Fish Markets, Kennels, Trash Compactors, Offices, Beauty Salons, Locker Rooms, Health Spas, Conference rooms, Elevators, Smoking Areas, Lounges, Day Care Centers, Dry Cleaners, Theaters, Farms, Auditoriums and Churches.

¹ Not for use in California to control musty odors on porous surfaces

[Lonzagard RCS-256 Plus] [Brand Name] [This Product] [Is for]:

- Use [clean] solution for [up to] [90 days] [45 days] [30 days] [28 days] [4 weeks] [5 weeks] [6 weeks] [7 weeks] [8 weeks] [9 weeks] [10 weeks] [11 weeks] [12 weeks] [one month] [2 months] [3 months] [4 months] [5 months] [6 months] [7 months] [8 months] [9 months] when stored in a sealed container
- [Use solution] [clean solution] effective for [up to] [90 days] [45 days] [30 days] [28 days] [4 weeks] [5 weeks] [6 weeks] [7 weeks] [8 weeks] [9 weeks] [10 weeks] [11 weeks] [12 weeks] [one month] [2 months] [3 months] [4 months] [5 months] [6 months] [7 months] [8 months] [9 months] when stored in a sealed container
- [Use] [clean] solution can be used [up to] [90 days] [45 days] [30 days] [28 days] [4 weeks] [5 weeks] [6 weeks] [7 weeks] [8 weeks] [9 weeks] [10 weeks] [11 weeks] [12 weeks] [one month] [2 months] [3 months] [4 months] [5 months] [6 months] [7 months] [8 months] [9 months] after dilution when stored in a sealed container

[AREAS OF USE:]

Use **Lonzagard RCS-256 Plus** in:

{Note to reviewer: Each entry below also represents a graphic depicting the corresponding area of use. The graphics will only represent individual objects or outsides or insides of buildings as described below. No people, animal or food will be depicted in graphics.}

Bathrooms

Homes [Households]

Kitchens

Clinics

Dental offices

Health Care Facilities

Hospitals

Medical Offices

Medical Related facilities

Nursing homes

Sick Rooms

Day care centers

Nurseries

Bars

Cafeterias

Convenience stores

Food processing plants

Food storage areas

Institutional kitchens

Restaurants [Front of House]

USDA inspected food processing facilities

Athletic facilities

Barber shops

Business and office buildings

Colleges

Correctional facilities

Dressing rooms

Exercise facilities

Factories

Hotels

Institutional facilities

Institutions

Locker rooms

Motels

Prisons

Public facilities

Public rest rooms,

Schools

Shower and bath areas

Salons [Beauty] [Tanning]

Universities

Camp grounds

Play ground equipment

Animal laboratories

Dairy farms

Farms

Hog farms

Kennels

Mushroom Farms

Poultry farms

Pet animal quarters

Pet shops

Turkey farms

Zoos

Airplanes

Airports

Ambulances

Boats

Buses

Campers

Cars

Emergency [Police] [EMS] [Fire] [Rescue] vehicles

Mobile homes

Ships

Taxis

Trailers

Trains

Transportation terminals

[TYPES OF SURFACES:]

Use **Lonzagard RCS-256 Plus** on washable hard, nonporous surfaces of:

{Note to reviewer: Each entry below also represents a graphic depicting the corresponding type of surface. No people, animal or food will be depicted in graphics. Only exteriors of microwaves and refrigerators will be depicted. Toy graphics will be submitted to Agency for review.}

Appliances, exteriors	Tiles, glazed
Bathroom fixtures	Ultrasonic baths
Bathtubs [fiberglass]	Urinals
Cabinets	Walls
Cages	Whirlpool [bathtubs] [tubs] [units]
Chairs	
Coils and drain pans of air conditioning and refrigeration equipment and heat pumps	Non-critical medical device surfaces:
Conductive flooring	Beds [Medical] [Hospital]
Counters [Countertops]	Bed frames
Countertop laminates	Bed rails
Desks	Crutches
Doorknobs	Defibrillators
Floors	Gurneys
Foot Spas	Non-critical [hospital] [medical] equipment surfaces:
Garbage cans	[Medical] Examining tables
Highchairs	[Medical] [Hospital] Lamps
Kennel runs	Rescue tools
Microwave ovens, exteriors	Resuscitators
Outdoor [patio] furniture except cushions and wood frames	[Medical] [Hospital] Scales
Refrigerators, exteriors	Stands
Refrigerated storage and display equipment	Stretchers
Showers	Stethoscopes
Shower stalls	Walkers
[Fiberglass] Shower stalls	Wheel chairs
[Fiberglass] Sinks [bathroom] [kitchen]	
Sinks [bathroom] [kitchen]	Other hard nonporous surfaces made of:
Stoves [stovetops]	Glazed ceramic
Tables, [Non-wooden picnic tables]	Glazed enameled surfaces
Telephones	Glazed porcelain
Toilets	Laminated surfaces
Toilet bowls	Metal
Toilet bowl surfaces	Plastic [such as polystyrene or polypropylene]
Tubs [Fiberglass]	Sealed stone
	Stainless steel
	Upholstery, vinyl and plastic
	Woodwork, finished

[Organisms]

Lonzagard RCS-256 Plus is a [one-step] [Hospital use] disinfectant, Bactericidal according to the current AOAC Germicidal Spray Test Method and Virucidal* according to the virucidal qualification modified in the presence of 250 ppm hard water plus 5% organic serum against:
{or}

Lonzagard RCS-256 Plus is effective against:

1 MINUTE CONTACT TIME:
[Viruses:] *HIV-1 [AIDS Virus] *Influenza Type A / Hong Kong [Influenza]
3 MINUTE CONTACT TIME:
[Bacteria:] Pseudomonas aeruginosa [Pseudomonas] Salmonella enterica [Salmonella] Staphylococcus aureus [Staph] Acinetobacter baumannii [Acinetobacter] Bordetella bronchiseptica [Kennel cough] Bordetella pertussis [whooping cough] Campylobacter jejuni [Campylobacter] Enterobacter aerogenes at 1:128 dilution [1 oz. per gallon of water] Enterococcus faecalis [Enterococcus] Enterococcus faecalis - Vancomycin resistant [VRE] ESBL Escherichia coli [Extended spectrum beta-lactamase producing E. coli] Escherichia coli [E. coli] Escherichia coli O157:H7 Klebsiella pneumoniae [Klebsiella] Klebsiella pneumoniae, Carbapenem-resistant Listeria monocytogenes Proteus vulgaris Serratia marcescens at 1:128 dilution [1 oz. per gallon of water] Shigella dysenteriae [Shigella] Shigella flexneri serotype 1B Shigella sonnei Staphylococcus aureus - Community Associated Methicillin-Resistant [CA-MRSA] (NRS384) (USA300) Staphylococcus aureus - Methicillin-Resistant [MRSA] Staphylococcus aureus - Vancomycin Intermediate Resistant – [VISA] Streptococcus pyogenes [Strep] [a cause of scarlet fever] Vibrio cholerae Yersinia enterocolitica
[Viruses:] *Hepatitis B Virus [HBV] *Hepatitis C Virus [HCV] *Herpes Simplex Virus Type 1 *Herpes Simplex Virus Type 2 *Human Coronavirus *Respiratory Syncytial Virus [RSV] *Rotavirus *Vaccinia [Pox Virus]
[Animal Viruses:] Canine Distemper Virus Newcastle's Disease Virus
[Fungi:] Candida albicans Trichophyton mentagrophytes [the Athlete's Foot Fungus] [A cause of Ringworm] [A cause of Ringworm of the foot]

5 MINUTE CONTACT TIME:
[Virus:] *Enterovirus D68 *Norwalk Virus, Norovirus, Feline Calicivirus – at 1:128 dilution [1 oz. per gallon of water]
[Animal Virus:] Feline Calicivirus at 1:128 dilution [1 oz. per gallon of water]
10 MINUTE CONTACT TIME:
[Bacteria:] Legionella pneumophila Staphylococcus aureus - Community Associated Methicillin-Resistant [CA-MRSA] (NRS123) (USA400) Staphylococcus aureus - Multi-Drug Resistant
[Viruses*:] *Adenovirus Type 5 [Adenovirus] at 2 oz. per gallon *Adenovirus Type 7 [Adenovirus] at 2 oz. per gallon *SARS Associated Coronavirus [SARS] [cause of Severe Acute Respiratory Syndrome]

- Respiratory illnesses attributable to Pandemic 2009 H1N1 are caused by influenza A virus. This product [*Product Name*] is a broad-spectrum hard surface disinfectant that has been shown to be effective against Influenza Type A / Hong Kong and is expected to inactivate all influenza A viruses including Pandemic 2009 H1N1 (formerly called swine flu).
- This product has demonstrated effectiveness against influenza A virus and is expected to inactivate all influenza A viruses including Pandemic 2009 H1N1 influenza A virus.
- This product has demonstrated effectiveness against Influenza Type A / Hong Kong and is expected to inactivate all influenza A viruses including Pandemic 2009 H1N1 (formerly called swine flu).
- Kills Pandemic 2009 H1N1 influenza A virus (formerly called swine flu).
- Kills Pandemic 2009 H1N1 influenza A virus.
- Severe Respiratory Illness caused by Enterovirus D68. [*Product Name*] is a broad spectrum hard surface disinfectant that has been shown to be effective against other similar viruses.

{Note to reviewer: one or more of the following must be used when making sanitizing claims }

Lonzagard RCS-256 Plus is a sanitizer for hard nonporous non-food contact surfaces at 1:256 dilution [½ oz. per gallon] according to the method for Sanitizers – Non-food Contact surfaces, modified in the presence of 250 ppm hard water plus 5% organic serum in 15 seconds against:

Enterobacter aerogenes
Klebsiella pneumoniae
Listeria monocytogenes
Staphylococcus aureus
Staphylococcus aureus–Methicillin-Resistant [MRSA]

Lonzagard RCS-256 Plus eliminates 99.9% of Staphylococcus aureus and Klebsiella pneumoniae in 15 seconds.

Dilution:

- Disinfection [1:256]..... ½ oz. per gallon of water
- Disinfection [1:128]..... 1 oz. per gallon of water
- Disinfection [1:64]..... 2 oz. per gallon of water
- Virucidal:.....½ -- 1 oz. per gallon of water
- Sanitizer [1:256] ½ oz. per gallon of water

*{If the following Spanish statement is used, it must appear directly above DIRECTIONS FOR USE.}
 Si usted no entiende la etiqueta, busque a alguien para que se la explique a usted en detalle. [If you do not understand the label, find someone to explain it to you in detail.]*

DIRECTIONS FOR USE

It is a violation of Federal law to use this product in a manner inconsistent with its labeling.

Before use in federally inspected meat and poultry food processing plants and dairies, food products and packaging materials must be removed from the room or carefully protected.

Preparation of Disinfectant Use-Solution:

[Add] [mix] ½ oz. per gallon of water [1:256] or [½ -- 1 oz. per gallon of water] or [½ -- 2 oz. per gallon of water]. For heavy duty use, add [mix] 2 oz. per gallon of water [1:64]. Use 1 oz. per gallon of water to kill Norovirus, Enterobacter aerogenes, Serratia marcescens and Enterovirus D68. Use 2 oz. per gallon of water to kill Adenovirus Type 5 and Type 7.

DISINFECTION / VIRUCIDAL* / FUNGICIDAL / MOLD AND MILDEW CONTROL DIRECTIONS:

Apply use-solution to hard, nonporous surfaces, thoroughly wetting surfaces with a sprayer. Treated surfaces must remain wet for contact time indicated on the label. *{Note to reviewer: Contact times are indicated on the organism list found on pages 9-10 of this master label.}* Wipe dry with a cloth, sponge or mop or allow to air dry. For heavily soiled areas, a preliminary cleaning is required.

Spray 6 - 8 inches from the surface; rub with a brush, sponge or cloth. Do not breathe spray.

Rinse all surfaces that come in contact with food such as countertops, appliances, tables and stovetops with potable water before reuse. Do not use on utensils, glassware and dishes.

{Note to reviewer: Only one of the following two statements will be used.}

Bactericidal Stability of Use-Dilution: [Tests confirm that] the use solution of this product, when stored in a sealed container such as a spray bottle, remains effective for] [90 days] [45 days] [30 days] [up to 7 days] [for up to 28 days] [for up to one week] [4 weeks] [5 weeks] [6 weeks] [7 weeks][8 weeks] [9 weeks] [10 weeks] [11 weeks] [12 weeks] [one month] [2 months] [3 months] [4 months] [5 months][6 months] [7 months] [8 months] [9 months] [at the indicated bacterial contact time]. If product becomes visibly dirty or contaminated, the use-dilution must be discarded and fresh product prepared. Always use clean, properly labeled containers when diluting this product.

{or}

Prepare a fresh solution daily or more often if the use solution becomes visibly diluted or soiled

For fungicidal activity: Lonzagard RCS-256 Plus is an effective fungicide against Trichophyton mentagrophytes [the athlete's foot fungus] when used on surfaces in areas such as locker rooms, dressing rooms, shower and bath areas and exercise facilities.

Lonzagard RCS-256 Plus is a one-step fungicide at 1/2 oz. per gallon in 250 ppm hard water and 5% serum.

For mold and mildew: At 1/2 oz. per gallon or [½ -- 1 oz. per gallon] or [½ -- 2 oz. per gallon], **Lonzagard RCS-256 Plus** will effectively inhibit the growth of mold and mildew and the odors caused by them when applied to hard, nonporous surfaces. Follow disinfection instructions. Repeat treatment every seven days, or more often if new growth appears.

{Note for reviewer: For labels that list medical premises and metal and / or stainless steel surfaces, one of the following statements must be used:}

This product is not to be used as a terminal sterilant / high level disinfectant on any surface or instrument that (1) is introduced directly into the human body, either into or in contact with the bloodstream or normally sterile areas of the body, or (2) contacts intact mucous membranes but which does not ordinarily penetrate the blood barrier or otherwise enter normally sterile areas of the body. [This product may be used to pre-clean or decontaminate critical or semi-critical medical devices prior to sterilization or high level disinfection].

{or}

This product is not for use on medical device surfaces.

FOR USE ON FINISHED FLOORS: To limit gloss reduction use **Lonzagard RCS-256 Plus** at ½ oz. per gallon or [½ -- 1 oz. per gallon]. Spray onto floor. Allow surface to remain wet for contact time indicated on the label. Wipe or allow to air dry. Do not use on floor finish at 2 oz. per gallon.

***KILLS HIV AND HBV AND HCV ON PRE-CLEANED ENVIRONMENTAL SURFACES / OBJECTS PREVIOUSLY SOILED WITH BLOOD / BODY FLUIDS** in health care settings or other settings in which there is an expected likelihood of soiling of inanimate surfaces / objects with blood or body fluids, and in which the surfaces / objects likely to be soiled with blood or body fluids can be associated with the potential for transmission of Human Immunodeficiency Virus Type 1 [HIV-1] [associated with AIDS] or Hepatitis B Virus [HBV] or Hepatitis C Virus [HCV].

Special Instructions for Cleaning and Decontamination against HIV-1 or HBV or HCV on Surfaces / Objects Soiled With Blood / Body Fluids.

Personal Protection: Cleanup must always be done wearing protective gloves, gowns, masks and eye protection.

Cleaning Procedure: Blood and other body fluids containing HIV-1 or HBV or HCV must be thoroughly cleaned from surfaces and objects before application of **Lonzagard RCS-256 Plus**.

Contact Time: Leave surface wet for 1 minute [60 seconds] for HIV-1 and 3 minutes for HBV and HCV with a ½ oz. or [½ -- 1 oz.] or [½ -- 2 oz.] per gallon use-solution. Use contact time indicated on the label for disinfection against all other viruses, bacteria and fungi claimed.

Disposal of Infectious Material: Blood, body fluids, cleaning materials and clothing must be [autoclaved and] disposed of according to local regulations for infectious waste disposal.

NON-ACID TOILET BOWL AND URINAL DISINFECTANT / CLEANER DIRECTIONS:

From Use Solution:

Empty toilet bowl or urinal and apply a ½ oz. per gallon or [½ -- 1 oz. per gallon] or [½ -- 2 oz. per gallon] use-solution to exposed surfaces and under the rim with a sprayer. [Use 1 oz. per gallon of water to kill Norovirus, Enterobacter aerogenes and Serratia marcescens]. [Use 2 oz. per gallon of water to kill Adenovirus Type 5 and Type 7.] Brush or swab thoroughly, allow to stand for contact time indicated on the label and flush.

For Heavy Duty Use:

Empty toilet bowl or urinal and apply a 2 oz. per gallon use-solution to exposed surfaces including under the rim with a sprayer. Brush or swab thoroughly, allow to stand for contact time indicated on the label and flush.

SALON / BARBER INSTRUMENTS AND TOOLS DISINFECTION [BACTERICIDE] / VIRUCIDE / FUNGICIDE DIRECTIONS:

Mix ½ oz. or [½ -- 2 oz.] of **Lonzagard RCS-256 Plus** per gallon of water [1/4 oz. or [1/4 – 1 oz.] of **Lonzagard RCS-256 Plus** per 2 quarts of water] to disinfect hard, nonporous instruments and tools.

[Use 1 oz. per gallon of water to kill Norovirus, Enterobacter aerogenes and Serratia marcescens]. [Use 2 oz. per gallon of water to kill Adenovirus Type 5 and Type 7.] Spray combs, brushes, plastic rollers, manicure and other salon instruments and tools and allow them remain wet for contact time indicated on the label. For heavily soiled instruments and tools, a preliminary cleaning is required. Rinse thoroughly and dry before use.

Note: Stainless steel shears and instruments must be rinsed and dried and kept in a clean, non-contaminated receptacle. Prolonged contact with the disinfectant solution may cause damage to metal instruments.

**VETERINARY PRACTICE / ANIMAL CARE / ANIMAL LABORATORY / ZOOS / PET SHOP / KENNELS
[VIRUCIDAL*] DISINFECTION DIRECTIONS:**

For cleaning and disinfecting hard nonporous surfaces: equipment used for animal food or water, utensils, instruments, cages, kennels, stables, catteries. Remove all animals and feeds from premises, animal transportation vehicles, crates, etc. Remove all litter, droppings and manure from floors, walls and surfaces of facilities occupied or traversed by animals. Empty all feeding and watering appliances. Thoroughly clean all surfaces with soap or detergent and rinse with water. Saturate surfaces by spraying with a use-solution of ½ oz. or [½ -- 1 oz.] or [½ -- 2 oz.] of **Lonzagard RCS-256 Plus** per gallon of water (or equivalent dilution) for contact time indicated on the label. [Use 1 oz. per gallon of water to kill Feline Calicivirus.] [Use 2 oz. per gallon of water to kill Adenovirus Type 5 and Type 7.] Wipe or allow to air dry. Immerse all animal halters, ropes, and other types of equipment used in handling and restraining animals as well as forks, shovels, and scrapers used for removing litter and manure. Rinse all surfaces that come in contact with food, including equipment used for feeding or watering, with potable water before reuse. Ventilate buildings and other closed spaces. Do not house animals or employ equipment until treatment has been absorbed, set or dried.

FARM PREMISE USE:

Remove all animals and feed from premises, vehicles, coops, crates and other enclosures. Remove all litter and manure from floors, walls and surfaces of barns, pens, stalls, chutes and other facilities and fixtures occupied or traversed by animals. Empty all troughs, racks and other feeding and watering appliances. Thoroughly clean all surfaces with soap or detergent and rinse with water. Saturate all surfaces by spraying with a use-solution of ½ oz. or [1½ -- 1 oz.] or [½ -- 2 oz.] of **Lonzagard RCS-256 Plus** per gallon of water (or equivalent dilution) for contact time indicated on the label. [Use 1 oz. per gallon of water to kill Feline Calicivirus.] [Use 2 oz. per gallon of water to kill Adenovirus Type 5 and Type 7.] Spray all halters, ropes and other types of equipment used in handling and restraining animals as well as forks, shovels and scrapers used for removing litter and manure. Ventilate treated buildings, vehicles, and other closed spaces. Do not house livestock or employ equipment until treatment has been absorbed, set or dried. Thoroughly scrub all treated feed racks, mangers, troughs, automatic feeders, fountains and waterers with soap or detergent, and rinse with potable water before reuse.

HATCHERIES: Use ½ oz. or [½ -- 1 oz.] or [½ -- 2 oz.] of **Lonzagard RCS-256 Plus** per gallon of water to treat the following hard nonporous surfaces: hatchers, setters, trays, racks, carts, sexing tables, delivery trucks and other hard surfaces. Leave all treated surfaces wet contact time indicated on the label. Then allow to air dry.

VEHICLES: Treat all vehicles including mats, crates, cabs and wheels with water and **Lonzagard RCS-256 Plus**. Use ½ oz. or [½ -- 1 oz.] or [½ -- 2 oz.] of **Lonzagard RCS-256 Plus** per gallon of water to treat all vehicles. [Use 1 oz. per gallon of water to kill Norovirus, Enterobacter aerogenes and Serratia marcescens.] [Use 2 oz. per gallon of water to kill Adenovirus Type 5 and Type 7.] Leave all treated surfaces wet for contact time indicated on the label; allow to air dry.

DRESSING PLANT DISINFECTANT DIRECTIONS: Disinfect equipment, utensils, walls and floors in poultry and animal dressing plants. Disinfect all rooms, exterior walls and loading platforms of dressing plants. Cover or remove all food and packaging materials. Remove all heavy soils prior to application. Saturate all surfaces with a ½ oz. or [½ -- 1 oz.] or [½ -- 2 oz.] of **Lonzagard RCS-256 Plus** per gallon of water solution. [Use 1 oz. per gallon of water to kill Norovirus, Enterobacter aerogenes and Serratia marcescens.] [Use 2 oz. per gallon of water to kill Adenovirus Type 5 and Type 7.] Scrub to loosen all soils. Surfaces must remain wet for contact time indicated on the label, then thoroughly rinsed with potable water before operations are resumed.

MUSHROOM FARM PREMISE USE:

Site Preparation: The first step in any on-going sanitation program must be the removal of gross contamination and debris. This may be accomplished by using a shovel, broom, or vacuum, depending on the area to be disinfected.

Cleaning and Disinfection: For general cleaning and disinfection, use ½ oz. or [½ -- 1 oz.] or [½ -- 2 oz.] of **Lonzagard RCS-256 Plus** per gallon of water (or equivalent dilution). Apply use solution using a sprayer to thoroughly wet the surfaces. Treated surfaces must be allowed to remain wet for contact time indicated on the label. Wipe or allow to air dry. For heavily soiled areas, preclean first.

For Heavy Duty Cleaning: When greater cleaning is desired, use 1 oz. of **Lonzagard RCS-256 Plus** per gallon of water. Heavily soiled areas may require repeated cleaning before treatment.

DO NOT APPLY USE-SOLUTION TO THE MUSHROOM CROP, COMPOST OR CASING. Rinse treated surfaces with potable water before they contact the crop, compost or casing.

TO SANITIZE NON-FOOD CONTACT SURFACES:

Add [mix] ½ oz. of **Lonzagard RCS-256 Plus** per gallon of water to sanitize hard nonporous surfaces. Treated surfaces must remain wet for 15 seconds. Wipe dry with a sponge, mop or cloth or allow to air dry. Do not use in food preparation, food handling and food storage areas. This product is not to be used on glassware, dishware, cookware or utensils.

TO SANITIZE BARBER / SALON INSTRUMENTS AND TOOLS {Not For Use In California}: Spray precleaned barber / salon instruments and tools (such as combs, brushes, razors, scissors, blades and manicure instruments) using a use-solution of ½ oz. of **Lonzagard RCS-256 Plus** per 1 gallon of water (or equivalent dilution) and allow them to remain wet for at least 15 seconds. Rinse thoroughly and dry before use. Prepare a fresh solution daily or more often if solution becomes visibly diluted, cloudy or soiled.

NOTE: Plastics require no rinsing. Stainless steel shears and instruments should be rinsed and dried after 15 seconds and kept in a clean non-contaminated receptacle. Prolonged contact with the sanitizing solution may cause damage to metal instruments.

WATER DAMAGE RESTORATION AGAINST ODOR-CAUSING BACTERIA AND FUNGI FOR HOME, INSTITUTIONAL, INDUSTRIAL AND HOSPITAL USE: {NOT FOR USE IN CALIFORNIA}

This product is particularly suitable for use in water damage restoration situations against odor causing bacteria on the following porous and semi-porous materials: carpets, carpet cushions, subfloors, drywall, trim and frame lumber, tackless strip and paneling. Using appropriate dilution, saturate the affected materials with enough product to remain wet for at least 3 minutes.

Sewer Backup and River Flooding: During mitigation procedures, dilute ½ -- 1 oz. of the concentrate per gallon of water, allowing for the diluting effect of absorbed water within saturated materials. Remove [gross filth] or [heavy soil] along with non-salvageable materials. Saturate all affected areas with a coarse spray device before and after cleaning and extraction.

Carpets, Carpet Cushions and Other Porous Materials such as Subfloors, Drywall, Trim and Frame

Lumber, Tackless Strip and Paneling: For water damage from a clean source, extract excess water. Test hidden area for colorfastness. Dilute ½ -- 1 oz. of the concentrate per gallon of water, allowing for the diluting effect of absorbed water within saturated materials. Remove gross filth or heavy soil. Saturate all affected areas with a coarse spray device. Roll, brush or agitate into the materials and allow materials to remain wet for 3 minutes. Follow with a thorough extraction. Dry rapidly and thoroughly.

Special instructions For Cleaning Carpet Against Odor Causing Bacteria: Use this product in industrial and institutional areas such as motels, hotels, nursing homes, schools, and hospitals. Use on wet-cleanable synthetic fibers. Do not use on wool. Vacuum carpet thoroughly prior to cleaning. Test fabric for colorfastness. **For portable extraction units:** Mix ½ oz. of concentrate per gallon of water. **For truck mounted extraction machines:** Mix ½ -- 1 oz. of concentrate per gallon of water and meter at 4 gallons per hour.

TO CLEAN AND DEODORIZE: Mix ½ oz. [of **Lonzagard RCS-256 Plus**] per gallon of water or [½ -- 1 oz. per gallon] or [½ -- 2 oz. per gallon] to clean and deodorize surfaces. Apply using a sprayer. Wipe or allow to air dry.

DEODORIZING DIRECTIONS:

Spray Solutions: ½ -- 1 oz. per gallon of water eliminates undesirable odors. Allow surfaces to air dry.

Air Freshener/Automotive Uses: 2 ounces per gallon of water or desired concentration will effectively neutralize damp musty odors caused by mildew in storage areas, basements, closets and bathrooms. Effective on smoking and cooking odors (garlic, fish, onions, etc.). Automobile odors from tobacco, musty carpet smell and beverage smells will be eliminated.

Carpets: ½ -- 1 oz. per gallon of water eliminates odors associated with urine, vomit, smoke, and mildew. Reapply using a spray device after cleaning for freshening effects. Allow to dry.

Pet Odors: Use 2 - 3 oz. per gallon of water or desired concentration, for urine, feces, and vomit, in carpet and upholstery. Clean prior to application then spray onto affected areas. Test hidden area for colorfastness. Allow 3 minutes contact time. Then blot with clean cloth. Allow to dry. Also effective on pet bedding and litter boxes.

Sewage Backup, Water Damage: 1 – 2 oz. per gallon of water or desired concentration. Spray over affected areas before and after cleaning and extraction. Allow ten minutes contact time. Use proper ventilation; open windows.

Cleaning Solution: Dilute ½ -- 1 oz. per gallon of water for cleaning of kitchen counters, tables, walls, bathrooms, toilet seats, floors and large routine applications. Apply to surfaces using trigger spray or other spray device. Remove excess liquid or allow surfaces to air dry.

*{Note to reviewer: For Nonrefillable Containers, Label has **Commercial** and Residential Uses}*

STORAGE AND DISPOSAL

Store in original container in areas inaccessible to children. Nonrefillable container. Do not reuse or refill this container. Wrap [container] and put in trash or offer for recycling if available.

{or}

Store in original container in areas inaccessible to children. Nonrefillable container. Do not reuse or refill this container. Wrap [container] and put in trash or offer for reconditioning if appropriate.

{Note to reviewer: For Nonrefillable Containers for commercial, industrial, and institutional uses – all sizes – No Reuse Rinsate Statement for Public Health Use products. Chapter 13, Table 6 of the Label Review Manual states that for “All products in containers that could be burned,” the registrant has the option to “Remain silent on burning;” therefore, no incineration language is provided for plastic containers.}

STORAGE AND DISPOSAL

Do not contaminate water, food or feed by storage or disposal.

Pesticide Storage: Open dumping is prohibited. Store in original container in areas inaccessible to children.

Pesticide Disposal:

Pesticide wastes are acutely hazardous. Improper disposal of excess pesticide, spray mixture or rinsate is a violation of Federal Law. If these wastes cannot be disposed of by use according to label instructions, contact your State Pesticide or Environmental Control Agency, or the Hazardous Waste representative at the nearest EPA Regional Office for guidance.

Container Disposal:

Nonrefillable container. Do not reuse or refill this container. Clean container promptly after emptying.

{Plastic and Metal Containers:} Triple rinse as follows: Fill container ¼ full with water and reclose the container. Agitate vigorously, and dispose of rinsate consistent with pesticide disposal instructions. Repeat two more times. Then offer for recycling if available or puncture and dispose in sanitary landfill or by other procedures approved by state and local authorities. Follow pesticide disposal instructions for rinsate. If not triple rinsed, these containers are acute hazardous wastes and must be disposed in accordance with local, state, and federal regulations.

{Metal containers only:} DO NOT cut or weld metal containers.

{Bag in Box Containers:} Completely empty bag into application equipment. Then offer for recycling if available or dispose of in a sanitary landfill, or by incineration, or by other procedures allowed by state and local authorities.

{Note to reviewer: For Nonrefillable Sealed Containers: Several packaging options are designed for use dilution systems with sealed containers or bottles to reduce worker exposure to the concentrate. None of these can be triple rinsed because they are closed sealed containers. The following text will be used on these sealed container types:}

STORAGE AND DISPOSAL

Do not contaminate water, food or feed by storage or disposal.

Pesticide Storage: Open dumping is prohibited. Store in original container in areas inaccessible to children.

Pesticide Disposal: Pesticide wastes are acutely hazardous. Improper disposal of excess pesticide, spray mixture or rinsate is a violation of Federal Law. If these wastes cannot be disposed of by use according to label instructions, contact your State Pesticide or Environmental Control Agency, or the Hazardous Waste representative at the nearest EPA Regional Office for guidance.

Container Disposal: Nonrefillable container. Do not reuse or refill this container. Wrap empty container and put in trash.

{Note to reviewer: For Refillable Containers for Household and Residential Use:}

STORAGE AND DISPOSAL

Store in original container in areas inaccessible to children.

Refillable container. Do not reuse or refill this container except as described in the directions for use. Wrap [container] and put in trash or offer for recycling if available.

{or}

Refillable container. Do not reuse or refill this container except as described in the directions for use. Wrap [container] and put in trash or offer for reconditioning if appropriate.

{Note to reviewer: For Refillable Containers for commercial, industrial, and institutional use:}

STORAGE AND DISPOSAL

Do not contaminate water, food or feed by storage or disposal.

Pesticide Storage:

Open dumping is prohibited. Store in original container in areas inaccessible to children.

Container Disposal:

Refillable container. Do not reuse or refill this container except as described in the directions for use.

{Plastic Containers:} Triple rinse [or equivalent]. Then offer for recycling or reconditioning or puncture and dispose of in a sanitary landfill, or incineration, or if allowed by state and local authorities, by burning. If burned, stay out of smoke.

{Metal Containers:} Triple rinse [or equivalent]. Then offer for recycling if available or puncture and dispose in sanitary landfill or by other procedures approved by state and local authorities.

{[PACKET] [CARTRIDGE] [POD] LABEL TO BE USED WITH MASTER CONTAINER LABEL}

FOR DISINFECTION

Note to reviewer: the following will be used for 1/8 oz. of concentrate:
MIX EACH [PACKET] [CARTRIDGE] [POD] WITH [1 QUART] OF WATER

Note to reviewer: the following will be used for 1 oz. of concentrate:
MIX EACH [PACKET] [CARTRIDGE] [POD] WITH [2 GALLONS] OF WATER

Note to reviewer: the following will be used for 2 oz. of concentrate:
MIX EACH [PACKET] [CARTRIDGE] [POD] WITH [4 GALLONS] OF WATER

Note to reviewer: the following will be used for 4 oz. of concentrate:
MIX EACH [PACKET] [CARTRIDGE] [POD] WITH [8 GALLONS] OF WATER

{If other packet sizes are desired, new packet label will be identical and the only things that will vary are the net contents, amount of water to dilute with and ppm active quat. Those 3 items will have to match or be equivalent to the dilution chart that is shown on page 8.}

LONZAGARD RCS-256 PLUS

Active Ingredients:

Octyl decyl dimethyl ammonium chloride.....	6.67%
Diocetyl dimethyl ammonium chloride.....	2.67%
Didecyl dimethyl ammonium chloride.....	4.00%
Alkyl (C ₁₄ , 50%; C ₁₂ , 40%; C ₁₆ , 10%) dimethyl benzyl ammonium chloride	8.90%
Other Ingredients:	<u>77.76%</u>
Total:.....	100.00%

KEEP OUT OF REACH OF CHILDREN

DANGER [PELIGRO]

See outer container for Precautionary Statements and Use directions

Disposal: Nonrefillable container. Do not reuse [packet] [cartridge] [pod]. Wrap and put in trash.

EPA Reg. No. 6836-349
EPA Est. No. (as indicated on container)
Net Contents: (insert container size here)

Lonza Inc.
90 Boroline Road
Allendale, NJ 07401

{SECONDARY CONTAINER LABEL}

{Note to reviewer: This secondary container label will be used only when the product is diluted at ½ oz. per gallon of water}

LONZAGARD RCS-256 PLUS

Active Ingredients:

Octyl decyl dimethyl ammonium chloride.....	6.67%
Diocetyl dimethyl ammonium chloride.....	2.67%
Didecyl dimethyl ammonium chloride.....	4.00%
Alkyl (C ₁₄ , 50%; C ₁₂ , 40%; C ₁₆ , 10%) dimethyl benzyl ammonium chloride	8.90%
Other Ingredients:	<u>77.76%</u>
Total:.....	100.00%

The product in this container is diluted as directed on the pesticide product label.

KEEP OUT OF REACH OF CHILDREN

CAUTION [PRECAUCIÓN]

PRECAUTIONARY STATEMENTS

HAZARDS TO HUMANS AND DOMESTIC ANIMALS

Caution. Causes moderate eye irritation. Avoid contact with eyes or clothing. Wash thoroughly with soap and water after handling.

Follow the directions for use on the pesticide label when applying this product

EPA Reg. No. 6836-349

EPA Est. No. *(as indicated on container)*

Lonza Inc.

90 Boroline Road

Allendale, NJ 07401

Diluted product not for sale or distribution.

{Note to reviewer: The following is considered optional graphics and marketing language.}

{Note to reviewer. The following may be used only if the supplemental registrant has obtained an NSF listing. Allowed on back or side panel only.}



{or}

[NSF Listed]
(Insert 6-Digit NSF Listing Number here)

{Note to reviewer. The following may be used only if the supplemental registrant has obtained a Kosher Certification.}

[Any Kosher Symbol such as:]



[Kosher]

{Note to reviewer: The following is considered **proprietary** optional marketing language.}

- One-step cleaner & disinfectant for a variety of non-porous surfaces
- One-step cleaner & disinfectant for non-porous restroom surfaces.
- [This product] [Brand Name] is a [fast and effective] [one-step] [virucide] [and] [disinfectant] for virtually any hard, non-porous surface such as [countertops], [appliances], [stainless steel], [stovetops], [sinks], [tubs], [doorknobs], [floors], [walls] [and] [garbage cans].
- [This product] [Brand Name] is a [fast and effective] [one-step] [virucide] [and] [disinfectant] for hard, non-porous surfaces in restrooms such as [toilets], [tubs], [tiles], [shower doors], [floors] [and] [faucets]. [This product] [Brand Name] is also effective at controlling mold and mildew in damp areas.

[TYPES OF SURFACES:]

Use [Brand Name] [This Product] on washable hard, nonporous surfaces of:

- [For use one] non-porous surfaces such as [countertops], [appliances], [stainless steel], [stovetops], [sinks], [tubs], [doorknobs], [floors], [walls] [and] [garbage cans]
- [For use on] non-porous surfaces in restrooms such as [toilets], [tubs], [tiles], [shower doors], [floors] [and] [faucets]

{Note to reviewer: The following mix directions are only to be used with the 32 oz. bottle with the 1 oz. fill chamber which has the squeeze to measure chamber.}

[Mix Directions]

1. Partially fill empty spray bottle to 75% capacity with cold water.
2. Loosen cap on CONCENTRATE bottle. Slowly squeeze bottle until the liquid reaches the desired fill line. EXCEEDING RECOMMENDED MIXTURE RATIO DOES NOT IMPROVE CLEANING PERFORMANCE.
3. Remove cap and carefully pour concentrate into partially filled spray bottle (this step reduces foaming within the container). Add remaining water and replace cap when using spray bottle.
4. Gently shake or mix the concentrate and water within the container prior to use.

Do not use undiluted. For use with [Brand Name] refillable spray bottle.

Dilution Rate Needed	Concentrate Mixed into SCJ Professional Quart Trigger Sprayer
1:32	1.0 oz.
1:64	0.5 oz.



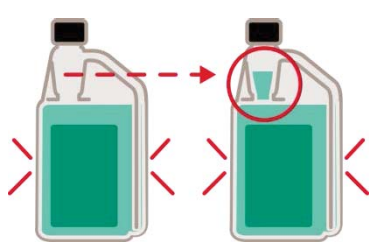
{Note to reviewer: The following graphics are for use with the specific mixing directions on page 22}



SQUEEZE

MEASURE

MIX

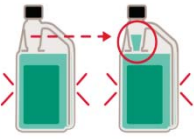


1 ADD WATER


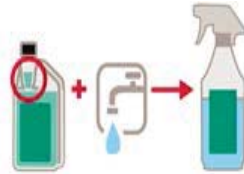
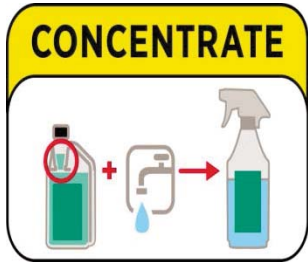
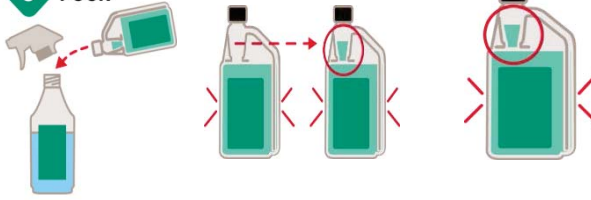


75%

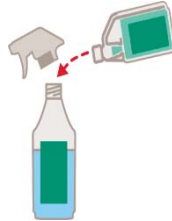
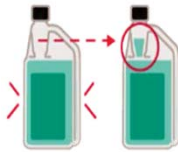
2 LOOSEN CAP, SQUEEZE & MEASURE



3 POUR




75%

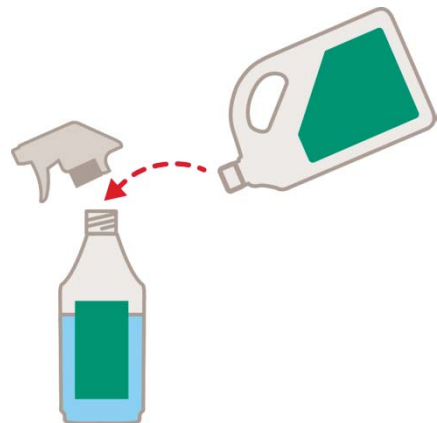

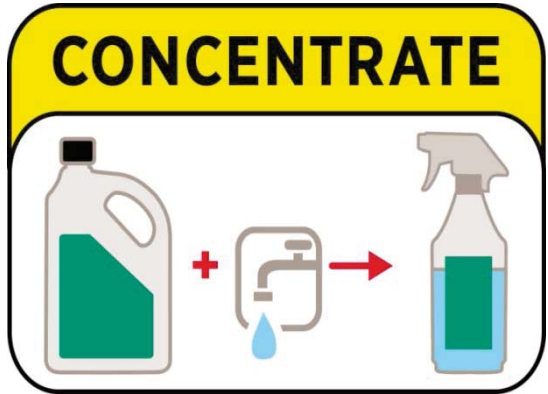
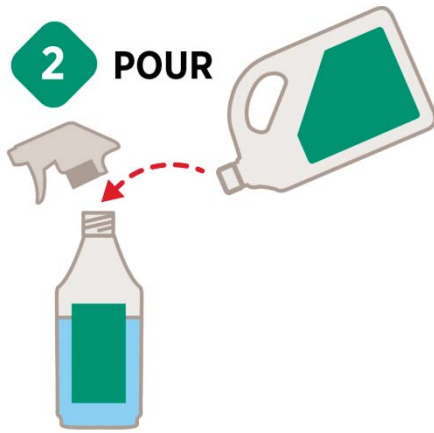


**ADD WATER
LOOSEN
CAP,
SQUEEZE &
MEASURE
POUR
MIX**

1 ADD WATER



2 POUR



{Note to reviewer, the following is proprietary optional marketing language to be used with Insta-Use Refill Cartridge and bottle}

Individual cartridges are not for resale.

{Note to reviewer, the following are instructions for Insta-Use Refill Cartridge and bottle}

Cartridge Instructions {choose one of the following}:

Insert cartridge as shown into empty spray bottle. Fill bottle with water to fill line on spray bottle.

Note: Do not overfill bottle. Overfilling will prevent cartridge from emptying.

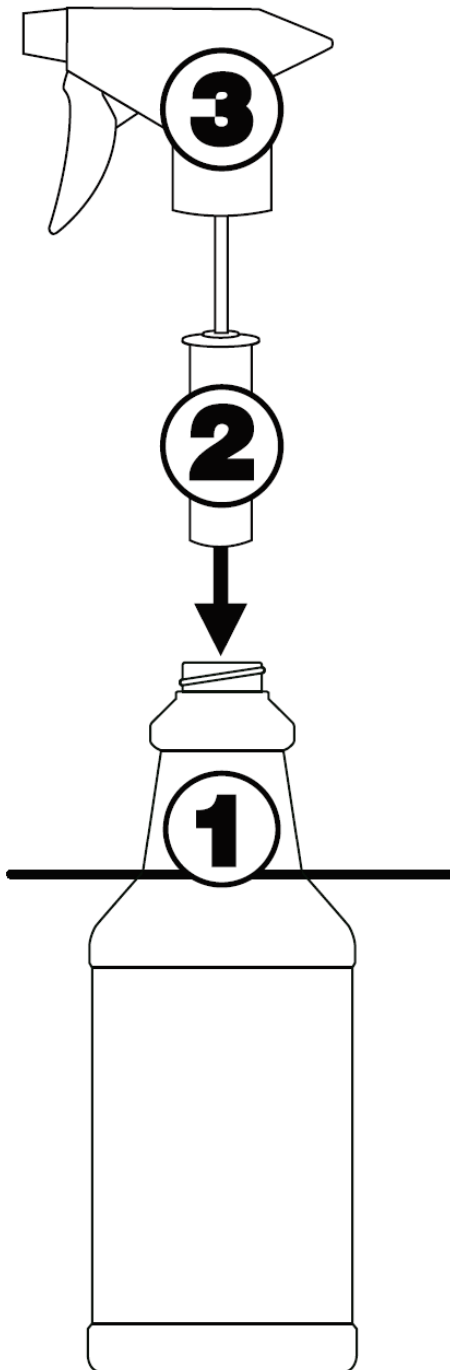
{OR}

Insert cartridge as shown into empty spray bottle. Fill bottle with water as directed on the product label.

Note: Do not overfill bottle. Over filling will prevent cartridge from emptying.

{Note to reviewer, the following is a graphic and instructions for Insta-Use Refill Cartridge and bottle}

Refill Directions



3) Attach sprayer to bottle & shake gently.


2) Insert cartridge into bottle neck.

1) Fill with water to fill line.

NOTE: Overfilling will prevent the cartridge from emptying completely.

{Note to reviewer, the following is a graphic and instructions for Insta-Use Refill Cartridge and bottle}

Refill Directions



← **3) Attach sprayer to bottle & shake gently.**

← **2) Insert cartridge into Bottle neck.**

← **1) Water fill level**

NOTE: Overfilling will prevent the cartridge from emptying completely.