

6836-332

1/23

UNITED STATES ENVIRONMENTAL PROTECTION AGENCY
WASHINGTON, D.C. 20460United States
Environmental Protection
AgencyOffice of Pesticide Programs

Mrs. Joanna Holcombe,
Commercial Regulatory Services,
Lonza Inc.
90 Boroline Road
Allendale, NJ 07401

MAR 18 2010

Subject: Product Name: Carbosan 7.5
EPA Reg. No.: 6836-332
Notification Date: February 12, 2010
EPA Receipt Date: February 16, 2010

Dear Mrs. Holcombe

This letter acknowledges receipt of your notification submitted under the provision of the Federal Insecticide, Fungicide and Rodenticide Act. (FIFRA) section 3(c)9 and PR Notice 98-10.

Proposed Notification


- Correct the 150 ppm use dilution
- Correct a typo in the 150-200 ppm dilution and
- Add "Not For Use in California" for Entryway Sanitizing Systems and Shoe Foam Sanitizer Direction

General Comments

Based on a review of the submitted materials, your notification for "Carbosan", EPA Reg. No 6836-332, as listed above is acceptable. A copy has been placed in our records for future reference.

Should you have any questions or comments concerning this letter, please contact Velma Noble PM Team 31 at (703) 308-6233 or Jamil Mixon at (703) 308-8032.

Sincerely,


Velma Noble,

Product Manager, Team 31

CONCURRENCES

Regulatory Management Branch
Antimicrobials Division (7510P)

SYMBOL							
SURNAME							
DATE							

EPA Environmental Protection Agency Washington, DC 20460	<input type="checkbox"/> Registration <input type="checkbox"/> Amendment <input checked="" type="checkbox"/> Other	OPP Identifier Number
---	--	-----------------------

Application for Pesticide - Section I

1. Company/Product Number 6836-332	2. EPA Product Manager Velma Noble	3. Proposed Classification <input checked="" type="checkbox"/> None <input type="checkbox"/> Restricted
4. Company/Product (Name) Carbosan 7.5	PM# 31	
5. Name and Address of Applicant (Include ZIP Code) Lonza Inc. 90 Boroline Road Allendale, NJ 07401 <input type="checkbox"/> Check if this is a new address	6. Expedited Review. In accordance with FIFRA Section 3(c)(3)(b)(I), my product is similar or identical in composition and labeling to: EPA Reg. No. Product Name	

Section - II

<input type="checkbox"/> Amendment - Explain below. <input type="checkbox"/> Resubmission in response to Agency letter dated _____ <input checked="" type="checkbox"/> Notification - Explain below.	<input type="checkbox"/> Final printed labels in response to Agency letter dated _____ <input type="checkbox"/> "Me Too" Application <input type="checkbox"/> Other - Explain below
--	---

Explanation: Use additional page(s) if necessary. (For Section I and Section II.)***Not Subject to PRIA***

Notification to correct use dilutions and add "Not for use in California."

PLEASE READ COVER LETTER FOR DETAILS.

This notification is consistent with the provisions of PR-Notice 98-10 and EPA regulations at 40 CFR 152.46, and no other changes have been made to the labeling or the confidential statement of formula of this product. I understand that it is a violation of 18 U.S.C. Sec. 1001 to willfully make any false statement to EPA. I further understand that if this notification is not consistent with the terms of PR Notice 98-10 and 40 CFR 152.46, this product may be in violation of FIFRA and I may be subject to enforcement action and penalties under sections 12 and 14 of FIFRA.

Signature: Joanna HolcombeDate: 2-12-10

Section - III

1. Material This Product Will Be Packaged In:			
Child-Resistant Packaging <input type="checkbox"/> Yes* <input type="checkbox"/> No *Certification must be submitted	Unit Packaging <input type="checkbox"/> Yes <input type="checkbox"/> No If "Yes" Unit Packaging wgt. No. per container	Water Soluble Packaging <input type="checkbox"/> Yes <input type="checkbox"/> No If "Yes" Package wgt. No. per container	2. Type of Container <input type="checkbox"/> Metal <input type="checkbox"/> Plastic <input type="checkbox"/> Glass <input type="checkbox"/> Paper <input type="checkbox"/> Other (Specify)
3. Location of Net Contents Information <input type="checkbox"/> Label <input type="checkbox"/> Container	4. Size(s) Retail Container		5. Location of Label Directions <input type="checkbox"/> On Label <input type="checkbox"/> On labeling accompanying product
6. Manner in Which Label is Affixed to Product <input type="checkbox"/> Lithograph <input type="checkbox"/> Other _____ <input type="checkbox"/> Paper glued <input type="checkbox"/> Stenciled			

Section - IV

1. Contact Point (Complete items directly below for identification of individual to be contacted, if necessary, to process this application)		
Name Joanna Holcombe	Title Sr. Commercial Regulatory Services Associate	Telephone No. (Include Area Code) 201-316-9297
Certification I certify that the statements I have made on this form and all attachments thereto are true, accurate and complete. I acknowledge that any knowingly false or misleading statement may be punishable by fine or imprisonment or both under applicable law.		
2. Signature <u>Joanna Holcombe</u>	3. Title Sr. Commercial Regulatory Services Associate	6. Date Application Received (Stamped)
4. Typed Name Joanna Holcombe	5. Date February 12, 2010	

Via FedEx

Ms. Velma Noble, PM-31
Document Processing Desk (NOTIFY)
Office of Pesticide Programs (7504P)
US Environmental Protection Agency
Room S-4900, One Potomac Yard
2227 S. Crystal Drive
Arlington, VA 22202

Lonza Inc
Allendale
90 Boroline Road
Allendale, NJ 07401, USA

Joanna Holcombe
Lonza Life Science Ingredients
Commercial Regulatory Services

Tel 201-316-9297
Fax 201-696-3470
joanna.holcombe@lonza.com

Joanna Holcombe
February 12, 2010

SUBJECT: Carbosan 7.5, EPA Reg. No. 6836-332
Application for Label Notification

Dear Ms Noble:

I am submitting label notification to accomplish the following for the above listed registration.

- Correct the 150 ppm use dilution;
- Correct a typo in the 150-200 ppm dilution; and
- Add "Not For Use in California" for **Entryway Sanitizing Systems and Shoe Foam Sanitizer Directions**.

Please find enclosed the following documents in support of this submission:


- Application for Notification;
- One copy of the label with changes highlighted; and
- Two copies of the label

If you have any questions or need any additional information, please feel free to contact me at 201-316-9297.

Sincerely,
Lonza Inc.

Joanna Holcombe

Joanna Holcombe
Sr. Commercial Regulatory Services Associate



CARBOSAN 7.5

Sanitizer - Deodorizer

For Food, Dairy, Beverage, Meat, Poultry, Egg and Seafood Processing and Farm Use

For Farm, School, Dairy, Restaurant, Food Handling and Processing Areas, Bar and Institutional Kitchen Use

For use in federally inspected meat and poultry plants

An effective sanitizer for use on food contact surfaces

Active Ingredients:

Didecyl dimethyl ammonium carbonate and Didecyl dimethyl ammonium bicarbonate 7.5%

Other Ingredients 92.5%

Total..... 100.0%

KEEP OUT OF REACH OF CHILDREN

DANGER PELIGRO

See [left] [side] [right] [back] panel for Precautionary Statements and First Aid

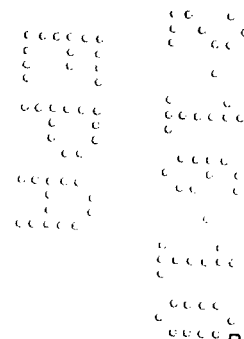
EPA Reg. No. 6836-332

EPA Est. No. (insert EPA Est. No. here)

Net Contents: (as indicated on container)

Manufactured by:

LONZA INC., 90 Boroline Road, Allendale, NJ 07401



PRECAUTIONARY STATEMENTS

HAZARDS TO HUMANS AND DOMESTIC ANIMALS

DANGER. Corrosive. Causes irreversible eye damage and skin burns. May be fatal if swallowed or inhaled. Do not get in eyes, on skin or on clothing. Do not breathe vapor. Wash thoroughly with soap and water after handling and before eating, drinking or using tobacco. Harmful if absorbed through skin. Wear protective eyewear (goggles or face shield), protective clothing and protective (rubber or chemical resistant) gloves.

FIRST AID

IF IN EYES: Hold eye open and rinse slowly and gently with water for 15 – 20 minutes. Remove contact lenses, if present, after the first 5 minutes, then continue rinsing eye.

IF ON SKIN OR CLOTHING: Take off contaminated clothing. Rinse skin immediately with plenty of water for 15 – 20 minutes.

IF SWALLOWED: Call a poison control center or doctor immediately for treatment advice. Have person sip a glass of water if able to swallow. Do not induce vomiting unless told to do so by the poison control center or doctor. Do not give anything by mouth to an unconscious person.

IF INHALED: Move person to fresh air. If person is not breathing, call 911 or an ambulance, then give artificial respiration, preferably by mouth-to-mouth, if possible.

Call a poison control center or doctor for treatment advice. Have the product container or label with you when calling a Poison Control Center or doctor or going for treatment.

NOTE TO PHYSICIAN: Probable mucosal damage may contraindicate the use of gastric lavage.

(If container size is 5 gallons or greater, use the following Environmental Hazards statement:)

ENVIRONMENTAL HAZARDS

Do not discharge effluent containing this product into lakes, streams, ponds, estuaries, oceans or other waters unless in accordance with the requirements of a National Pollutant Discharge Elimination System (NPDES) permit and the permitting authority has been notified in writing prior to discharge. Do not discharge effluent containing this product to sewer systems without previously notifying the local sewage treatment plant authority. For guidance, contact your State Water Board or Regional Office of the EPA.

(Note to reviewer: The following is considered optional marketing language.)

Use CARBOSAN 7.5:

- for sanitizing of ultrasound transducers, probes, mammography compressor plates and other hard nonporous surfaces. Will not cause swelling of transducer membrane or harm compressor plates.
- to sanitize salon / barber tools and instruments: combs, brushes, scissors, blades and manicure instruments.
- in kitchens and other household areas.
- as a sanitizer for all surfaces not always requiring a rinse in official establishments operating under the Federal meat, poultry, shell egg grading and egg products inspection programs.
- as a sanitizer on dishes, glassware, and utensils.
- as a sanitizer in bottling and beverage dispensing equipment.
- as a sanitizer in sanitary filling of bottles and cans.
- in sanitizing bottles or cans in the final rinse application, and for external spraying of filler and closing machines.
- as a sanitizer in beer fermentation and holding tanks.
- as a Food-Grade Shell-Egg sanitizer, with best results achieved in water temperatures ranging from 78°F. – 110°F. **CARBOSAN 7.5** may be applied through automatic washing systems, immersion tanks, foaming apparatus, and low pressure sprayers.
- in federally inspected meat and poultry facilities (as a sanitizer for all surfaces not always requiring a rinse).

(Note to reviewer: The following is considered optional marketing language.)

CARBOSAN 7.5 is an effective sanitizer for use on food contact surfaces in 500 ppm hard water against:

Campylobacter jejuni [ATCC 33560]
 Escherichia coli [ATCC 11229]
 Escherichia coli O157:H7 [ATCC 33150]
 Klebsiella pneumoniae [ATCC 4352]
 Listeria monocytogenes [ATCC 19115]
 Salmonella typhimurim [ATCC 23564]
 Staphylococcus aureus [ATCC 6538]
 Yersinia enterocolitica [ATCC 23715]

Regular, effective cleaning and sanitizing of equipment, utensils, and work or dining surfaces which could harbor food poisoning microorganisms minimizes the probability of contaminating food during preparation, storage or service. Effective cleaning will remove soil and prevent the accumulation of food residues, which may decompose or support the rapid development of food poisoning organisms or toxins. Application of effective sanitizing procedures reduces the number of those disease organisms which may be present on equipment and utensils after cleaning, and reduces the potential for the transfer, either directly through tableware such as glasses, cups and flatware or indirectly through food.

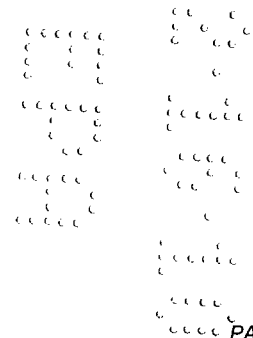
To prevent cross-contamination, kitchenware and food-contact surfaces of equipment must be washed, rinsed with potable water and sanitized after each use and following any interruption of operation during which time contamination may have occurred.

Where equipment and utensils are used for the preparation of foods on a continuous or production-line basis, utensils and the food-contact surfaces of equipment must be washed, rinsed with potable water and sanitized at intervals throughout the day on a schedule based on food temperature, type of food, and amount of food particle accumulation.

Articles that can be immersed in solution must remain in solution for 60 seconds.

Articles or surfaces too large for immersing must be thoroughly wetted or flooded by rinsing, spraying or swabbing.

Allow all sanitized surfaces to drain [and air dry]. **CARBOSAN 7.5** fulfills the criteria of Appendix F of the Grade "A" Pasteurized Milk Ordinances 2003 Recommendations of the U.S. Public Health Services in waters up to 500 ppm of hardness calculated as CaCO_3 when evaluated by the AOAC Germicidal and Detergent Sanitizer Method.



(Note to reviewer: The following is considered optional marketing language.)

(AREAS OF USE:)

Use **CARBOSAN 7.5** in:

Kitchens	Fish processing plants
Day care centers	Food establishments
Nurseries	Food processing plants
	Food preparation areas
Bagel Stores	Food storage areas
Bars	Ice cream processing plants
Beer fermentation and holding tanks	Institutional facilities
Bottling or pre-mix dispensing equipment	Institutional kitchens
Bottle Washing	Liquor stores
Cafeterias	Meat processing plants
Cheese factories	Meat producing facilities
Citrus processing plants	Milk processing plants
Coffee Shops	Milk storage and handling systems
Convenience stores	Milk tanks [bulk]
Dairies	Milk pail inflations and tubing,
Dairy Farms	Pizza parlors
Dairy product dispensing equipment.	Poultry processing plants
Donut shops	Poultry producing facilities
Drinking fountains	Processing Plants [Milk, Citrus, Ice Cream]
Egg Processing plants	Restaurants
Fast food operations	USDA inspected food processing facilities
Fisheries	Wineries

(Note to reviewer: The following is considered optional marketing language.)

(TYPES OF SURFACES:)

Use **CARBOSAN 7.5** on washable hard, nonporous surfaces of:

Appliances, exteriors	Food processors
Beer fermentation and holding tanks	Frozen Beverage Machines
Blenders	Glassware [glasses]
Bottling or premix dispensing equipment	Highchairs
Citrus processing equipment and holding tanks	Ice Chests
Coffee Pots	Ice Machines
Coffee Urns	Kitchen equipment
Cooking utensils	Microwave ovens
Coolers	Plastic Food Storage Containers
Counters (countertops)	Refrigerators
Countertop laminates	Refrigerator bins used for meat, fruit, vegetables and eggs
Chopping blocks, plastic and other nonporous	Refrigerated storage and display equipment
Cutlery	Silverware
Cutting Boards, plastic and other nonporous	Sinks
Dishes	Stoves [stovetops]
Drinking fountains	Tables [picnic tables]
Eating Utensils	Tableware
Exhaust fans	Tea dispensers
	Utensils
	Water dispensers [hot]

(Note to reviewer: The following is considered optional marketing language.)

(TYPES OF SURFACES:)

Use **CARBOSAN 7.5** on washable hard, nonporous surfaces of:

Chrome
Enamel
Fiberglass sinks
Glass
Glazed ceramic
Glazed enameled surfaces
Glazed porcelain
Laminated surfaces
Metal
Plastic [such as polystyrene or polypropylene]
Sealed granite
Sealed limestone
Sealed marble
Sealed Slate
Sealed Stone
Sealed Terra cotta
Sealed Terrazzo
Stainless steel
Upholstery, vinyl and plastic
Woodwork, finished

DIRECTIONS FOR USE

It is a violation of Federal law to use this product in a manner inconsistent with its labeling.

For Food Contact Surfaces, Food Processing Equipment and Utensils in Dairies and Public Eating Establishments and Food Contact Surfaces, Food Processing Equipment and Utensils in Food Processing Plants (40 CFR 180.940 (a)):

(Note to reviewer. On a final printed label, only one of the following dilution rates will be used in the sanitization sections below:

2 oz. of **CARBOSAN 7.5** per 7 3/4 gallons of water [1/4 oz. (0.26 oz.) of **CARBOSAN 7.5** per gallon of water] [150 ppm active quat]

or

1 oz. of **CARBOSAN 7.5** per 3 gallons of water [0.34 oz. of **CARBOSAN 7.5** per gallon of water] [200 ppm active quat]

or

1 oz. of **CARBOSAN 7.5** per 2 1/2 gallons of water [0.40 oz. of **CARBOSAN 7.5** per gallon of water] [240 ppm active quat]

or

2 oz. of **CARBOSAN 7.5** per 6 – 7 3/4 gallons of water [0.26 – 0.34 oz. of **CARBOSAN 7.5** per gallon of water] (150 – 200 ppm active quat)

or

1 oz. of **CARBOSAN 7.5** per 2 1/2 - 3 gallons of water [0.34 – 0.40 oz. of **CARBOSAN 7.5** per gallon of water] [200 – 240 ppm active quat]

or

2 oz. of **CARBOSAN 7.5** per 5 – 7 3/4 gallons of water [0.26 – 0.40 oz. of **CARBOSAN 7.5** per gallon of water] [150 – 240 ppm active quat]

TO SANITIZE FOOD CONTACT SURFACES:**or****TO SANITIZE FOOD CONTACT SURFACES, FOOD PROCESSING EQUIPMENT AND OTHER HARD SURFACES IN FOOD PROCESSING LOCATIONS, DAIRIES, RESTAURANTS AND BARS (IN A THREE COMPARTMENT SINK):**

For sanitizing hard non-porous surfaces of food processing equipment, dairy equipment, food utensils, dishes, silverware, glasses, sink tops, countertops, refrigerated storage and display equipment and other hard nonporous surfaces.

Prior to application, remove gross food particles and soil by a pre-flush, or pre-scrape and, when necessary, pre-soak. Then thoroughly wash or flush objects with a good detergent or compatible cleaner, followed by a potable water rinse before application of the sanitizing solution.

Apply a use-solution of *[insert appropriate dilution from box here]* [or equivalent dilution] to the pre-cleaned hard surface, with a cloth, mop, sponge, [coarse] sprayer or by immersion, thoroughly wetting surfaces. Surfaces must remain wet for at least [one minute] [60 seconds] followed by adequate draining [and air drying]. Do not rinse.

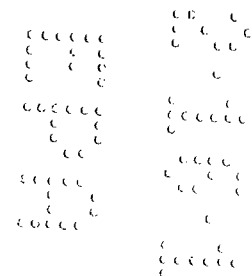
Prepare fresh solution daily or more often if the use solution becomes diluted or soiled. For mechanical applications, use-solution may not be reused for sanitizing applications but may be reused for other purposes such as cleaning.

Apply to sink tops, counter tops, refrigerated storage and display equipment and other stationary surfaces by cloth, sponge [or] brush [or coarse spray].

Immerse pre-cleaned glassware, dishes, silverware, cooking utensils and other similar size food processing equipment in a solution of *[insert appropriate dilution here]* (or equivalent dilution) for at least 60 seconds. Drain thoroughly [and allow to air dry] before reuse. Do not rinse.

TO SANITIZE FOOD PROCESSING EQUIPMENT, UTENSILS, AND OTHER FOOD CONTACT ARTICLES REGULATED BY 40 CFR § 180.940(a) (IN A THREE COMPARTMENT SINK):

1. Scrape, flush, or presoak articles (whether mobile or stationary) to remove gross food particles and soil.
2. Thoroughly wash articles with an appropriate detergent or cleaner.
3. Rinse articles thoroughly with potable water.
4. Sanitize by immersing articles with a use-solution of *[insert appropriate dilution here]* for at least 60 seconds. Articles too large for immersing must be thoroughly wetted by rinsing, spraying, or swabbing.
5. Remove immersed items from solution to drain [and then air dry]. Non-immersed items should be allowed to air dry. Do not rinse.



CARBOSAN 7.5 can be used in accordance with the U.S. Public Health Service food service sanitization recommendations.

U.S. PUBLIC HEALTH SERVICE

FOOD SERVICE SANITIZATION RECOMMENDATIONS CLEANING AND SANITIZING:

Equipment and utensils must be thoroughly pre-flushed or pre-scraped and when necessary, pre-soaked to remove gross food particles and soil.

- 1. Thoroughly wash equipment and utensils in hot detergent solution.
- 2. Rinse utensils and equipment thoroughly with potable water.
- 3. Sanitize equipment and utensils by immersion in a use solution of *[insert appropriate dilution here]* *[or equivalent dilution]* for at least 60 seconds at a temperature of 75°F.
- 4. For equipment and utensils too large to sanitize by immersion, apply a use-solution of *[insert appropriate dilution here]* *[or equivalent dilution]* by rinsing, spraying or swabbing until thoroughly wet.
- 5. Allow sanitized surface to drain *[and air dry]*. Do not rinse.

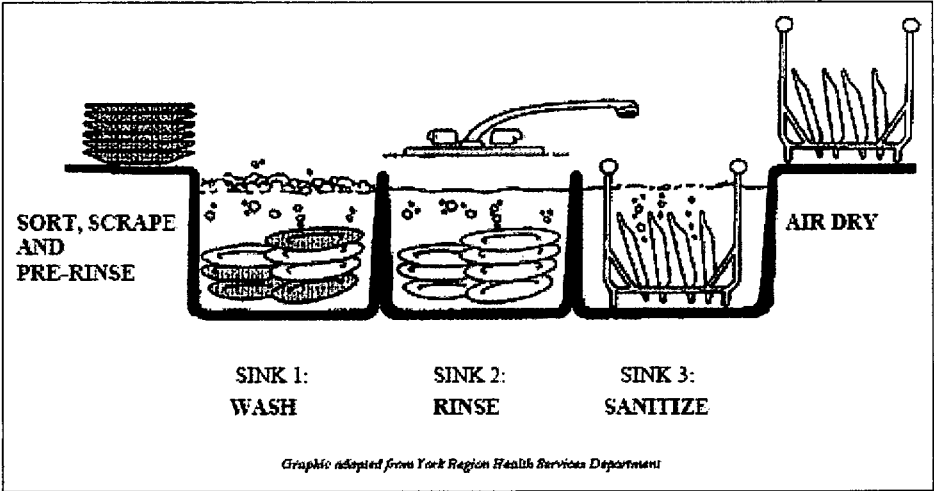
WISCONSIN STATE BOARD OF HEALTH

DIRECTIONS FOR EATING ESTABLISHMENTS

- 1) Scrape and pre-wash utensils and glasses whenever possible.
- 2) Wash with a good detergent or compatible cleaner.
- 3) Rinse with clean water.
- 4) Sanitize in a solution of *[insert a dilution of 200 ppm active or higher dilution from box above here]*. Immerse all utensils for at least two minutes or for contact time specified by governing sanitary code.
- 5) Place sanitized utensils on a rack or drain board (to air-dry).

NOTE: A clean potable water rinse following sanitization is not permitted under HFS 196, Appendix 7-204.11 of the Wisconsin Administrative Code (reference 40 CFR 180.940 (a)).

(Note to reviewer: The following graphic or a graphic of similar content may accompany any of the above food contact sanitization sections)



TO SANITIZE [SOFT SERVE] [FOOD] [AND] [FROZEN] [BEVERAGE] DISPENSING EQUIPMENT:

1. Wash equipment with a compatible detergent and rinse with potable water prior to sanitizing.
2. Fill equipment with a solution of *[insert appropriate dilution here]* [or equivalent dilution].
3. Allow solution to remain in equipment for at least 60 seconds.
4. Drain thoroughly [and allow to air dry] before reuse. Do not rinse.

TO SANITIZE ICE MACHINES:

1. Turn off refrigeration
2. Wash equipment with a compatible detergent and rinse with potable water prior to sanitizing.
3. Apply a solution of *[insert appropriate dilution here]* (or equivalent dilution) by mechanical spray, directly pouring, or by recirculating through the system.
4. Allow surfaces to remain wet or solution to remain in equipment for at least 60 seconds.
5. Drain thoroughly before reuse and allow to air dry.

TO SANITIZE SANITARY FILLING EQUIPMENT:

Wash equipment with a compatible detergent and rinse with potable water prior to sanitizing. Prepare a use-solution of *[insert appropriate dilution here]* [or equivalent dilution] for final washer and rinser applications. Allow surfaces to remain wet for at least 60 seconds. Drain thoroughly [and allow to air dry] before reuse. Do not rinse.

TO SANITIZE BEER FERMENTATION AND STORAGE TANKS:

Wash equipment with a compatible detergent and rinse with potable water prior to sanitizing. Prepare a use-solution of *[insert appropriate dilution here]* [or equivalent dilution] for mechanical or automated systems. Allow surfaces to remain wet for at least 60 seconds. Drain thoroughly [and allow to air dry] before reuse. Do not rinse.

WATERPROOF GLOVE SANITIZING DIRECTIONS

To prevent cross contamination into processing areas of food plants, waterproof gloves must be sanitized prior to entering or re-entering those areas. Remove gross contamination from gloves before sanitizing. Then place gloved hand in a use-solution of *[insert appropriate dilution from box above here]* for sixty seconds. Change the solution in the bath at least daily or more often if the solution appears visibly diluted or soiled.

SANITIZING – NON-POROUS GLOVED HANDS:

To prevent the spreading of organisms into animal areas and the packaging and storage areas of food plants, dip, soak or spray pre-washed (plastic, latex or other synthetic rubber) gloved hands so that there is enough sanitizing solution to cover the gloved area. Do not let sanitizing solution come in contact with exposed skin. Make up the sanitizing solution by adding *[insert appropriate dilution from box above here]*. Dip, soak or spray in solution and allow gloved hands to remain wet for at least 60 seconds. No potable water rinse is allowed. Change the sanitizing solution in the bath at least daily or when solution appears dirty.

TO SANITIZE EGG SHELLS INTENDED FOR FOOD:

To sanitize previously cleaned food-grade eggs in shell egg and egg product processing plants, spray with a use-solution of *[insert appropriate dilution here]* [or equivalent dilution]. The solution must be equal to or warmer than the eggs, but not to exceed 130°F. Wet eggs thoroughly and allow to drain. Eggs sanitized with this product shall be subjected to a potable water rinse only if they are to be broken immediately for use in the manufacture of egg products. Eggs must be reasonably dry before casing or breaking. The solution must not be re-used for sanitizing eggs.

Note: Only clean, whole eggs can be sanitized. Dirty, cracked or punctured eggs cannot be sanitized.

FOR CONTINUOUS TREATMENT OF CONVEYORS:

Remove gross food particles and excess soil by a pre-flush or pre-scrape. Wash with a good detergent or compatible cleaner. Rinse equipment thoroughly with potable water, then rinse equipment with a sanitizing solution. During processing, apply CARBOSAN 7.5 at *[insert appropriate dilution from box above here]* to conveyors with MIKRO MASTER or other suitable feeding equipment. Controlled volumes of sanitizer are applied to return portion of conveyor through nozzles so located as to permit maximum drainage of sanitizer from equipment and to prevent puddles on top of belt. During interruptions in operation, coarse spray equipment, peelers, collators, slicers and saws with MIKRO MASTER dispensed CARBOSAN 7.5 solution of *[insert appropriate dilution from box above here]*. Conveyors and other equipment must be free of product when applying this coarse spray. Use *[insert appropriate dilution from box above here]*. Must be 200 ppm AI Minimum] in Wisconsin dairy processing facilities.

(For food processing or other facilities that have installed entryway sanitizing systems :)

ENTRYWAY SANITIZING SYSTEMS: (Not for use in California)

To prevent cross contamination from area to area, set the system to deliver [1/4 – 1/2 oz. per gallon of water] [or equivalent dilution] [400 – 800 ppm active] of sanitizing solution. The [spray] [foam] must cover the entire path of the doorway. Set the system so that a continuous wet blanket of sanitizer solution is delivered to the floor.

Do not mix other foam additives to the sanitizing solution.

SHOE BATH SANITIZER DIRECTIONS:

To prevent cross contamination into animal areas [and the packaging and storage areas of food plants], shoe baths containing one inch of freshly made sanitizing solution must be placed at all entrances to buildings [and hatcheries]. Scrape waterproof work [boots] [shoes] and place in a use-solution of 1/8 oz. of **CARBOSAN 7.5** per gallon of water [or equivalent dilution] [200 ppm] for 60 seconds prior to entering area. [If there is a heavy soil load or excessive traffic place work [boots] [shoes] in a use-solution of 1/4 – 1/2 oz. per gallon of water [or equivalent dilution] [400 – 800 ppm active quat.]. Change the solution in the bath at least daily or more often if the solution appears diluted or soiled.

SHOE FOAM SANITIZER DIRECTIONS: (Not for use in California)

To prevent cross contamination into animal areas, and the packaging and storage areas of food plants. Apply a foam layer approximately 1/2 to 2 inches thick made from a solution of 1/2 to 3/4 oz. of **CARBOSAN 7.5** per gallon of water (or equivalent dilution) (800 to 1200 ppm active), at all entrances to buildings, hatcheries, production and packaging rooms by using a foam generating machine or aerator to apply the foam layer. Follow the foaming directions as specified by the manufacturer of the foam generator or aerator. Scrape waterproof (work boots) (shoes). Stand or walk through foamed area for 60 seconds prior to entering area. Foam area must be washed and foam replaced at least daily or more often if the foam appears visibly diluted or soiled.

TO DEODORIZE: [Mix] [Use] [1 oz] or [1 - 2 oz.] or [1 - 4 oz.] of **Carbosan 7.5** per gallon of water to deodorize surfaces. Apply using a cloth, mop, sponge or sprayer. Wipe or allow to air dry.

Carbosan 7.5 is effective at eliminating odors on porous surfaces such as upholstery, drapes, carpets, bedding, shower curtains, mattresses and non-porous surfaces such as walls and floors. Excellent for fire restoration.

Other suggested Uses: Homes, Veterinary Clinics, Fish Markets, Kennels, Trash Compactors, Offices, Beauty Salons, Locker Rooms, Health Spas, Conference rooms, Elevators, Smoking Areas, Lounges, Day Care Centers, Dry Cleaners, Theaters, Farms, Auditoriums and Churches.

DEODORIZING DIRECTIONS:

Nursing Homes, Hospitals, Hotels, Schools, Restaurants: Using [1 oz] or [1 - 2 oz.] or [1 - 4 oz.] in chemical toilets, waste receptacles, bed pans, drainage bottles, diaper pails, hampers, disposals, commodes and air conditioner pans will eliminate odors.

Mopping Solutions, Automatic Scrubbers: Use [1 oz] or [1 - 2 oz.] or [1 - 4 oz.] per gallon of cleaning solution eliminates undesirable odors.

Laundry: [1 oz] or [1 - 2 oz.] or [1 - 4 oz.] per load added during the final rinse cycle deodorizes all offensive odors.

Air Freshener/Automotive Uses: 4 oz. per gallon of water or desired concentration will effectively neutralize damp musty odors caused by mildew in storage areas, basements, closets and bathrooms. Effective on smoking and cooking odors (garlic, fish, onions, etc.). Automobile odors from tobacco, musty carpet smell and beverage smells will be eliminated.

Carpets: [½ - 1 oz.] or [½ - 2 oz.] per gallon of shampoo solution eliminates odors associated with urine, vomit, smoke, and mildew. Reapply after cleaning for freshening effects. Allow to dry.

RV Holding Tanks: Toilet waste: cover bottom of holding tank with water and add [1 oz] or [1 - 2 oz.] or [1 - 4 oz.] If odors return before time to empty, simply add [1 oz] or [1 - 2 oz.] or [1 - 4 oz.] to the tank. Kitchen waste: [1 oz] or [1 - 2 oz.] or [1 - 4 oz.] of Carbosan 7.5 to gray water tank as needed to control malodors created by dirty dish water.

Pet Odors: Use 4 - 6 oz. per gallon of water or desired concentration, for urine, feces, and vomit, in carpet and upholstery. Clean prior to application then spray onto affected areas. Test hidden area for colorfastness. Allow 10 minutes contact time. Then blot with clean cloth. Allow to dry. Also effective on pet bedding and litter boxes.

Sewage Backup, Water Damage: Use 2 - 4 oz. per gallon of water or desired concentration. Spray over affected areas before and after cleaning and extraction. Allow ten minutes contact time. Use proper ventilation; open windows.

Cleaning Solution: Dilute [1 oz] or [1 - 2 oz.] or [1 - 4 oz.] per gallon of water for cleaning of kitchen counters, tables, walls, bathrooms, toilet seats, mopping floors and large routine applications.

(Note to reviewer: If the container size is one gallon or less, the following storage and disposal statements will be used:)

STORAGE AND DISPOSAL

Store in original container in areas inaccessible to children. Do not store on side. Avoid creasing or impacting of side walls. Offer for recycling if available or discard in trash.

(Note to Reviewer: For Nonrefillable Containers.)

Nonrefillable container

(Note to reviewer. One of the following statements must be used for Nonrefillable Containers.)

Do not reuse or refill this container

OR

(Only if the label does not include ONLY household/residential uses)

Do not reuse this container to hold materials other than pesticides or dilute pesticides (rinsate). After emptying and cleaning, it may be allowable to temporarily hold rinsate or other pesticide-related materials in the container. Contact your state regulatory agency to determine allowable practices in your state.

(Note to reviewer. One of the following statements must be used for Refillable Containers.)

Refillable Container. Refill this container with pesticide only. Do not reuse this container for any other purpose.

OR

Refillable Container. Refill this container with [this product] only. Do not reuse this container for any other purpose."

(Note to reviewer: If container is greater than one gallon, the following storage and disposal statements will be used:)

STORAGE AND DISPOSAL

Do not contaminate water, food or feed by storage or disposal.

Pesticide Storage:

Do not store on side. Avoid creasing or impacting of side walls.

Pesticide Disposal:

Pesticide wastes are acutely hazardous. Improper disposal of excess pesticide, spray mixture or rinsate is a violation of Federal Law. If these wastes cannot be disposed of by use according to label instructions, contact your State Pesticide or Environmental Control Agency, or the Hazardous Waste representative at the nearest EPA Regional Office for guidance.

Container Disposal:

[Insert statements from below.]

(Plastic Containers:) Triple rinse (or equivalent). Then offer for recycling or reconditioning or puncture and dispose of in a sanitary landfill, or by incineration, or, if allowed by state and local authorities by burning. If burned, stay out of smoke.

(Metal Containers:) Triple rinse (or equivalent). Then offer for recycling or reconditioning or puncture and dispose of in a sanitary landfill, or by other procedures approved by state and local authorities.

(For Bag-in-Box Containers:) Completely empty bag into application equipment. Then dispose of empty bag in a sanitary landfill or by incineration, or if allowed by state and local authorities, by burning. If burned, stay out of smoke.

(Note to Reviewer: For Nonrefillable Containers.)

Nonrefillable container

(Note to reviewer. One of the following statements must be used for Nonrefillable Containers.)

Do not reuse or refill this container

OR

(Only if the label does not include household/residential use)

Do not reuse this container to hold materials other than pesticides or dilute pesticides (rinsate). After emptying and cleaning, it may be allowable to temporarily hold rinsate or other pesticide-related materials in the container. Contact your state regulatory agency to determine allowable practices in your state.

(Note to reviewer. One of the following statements must be used for Refillable Containers.)

Refillable Container. Refill this container with pesticide only. Do not reuse this container for any other purpose.

OR

Refillable Container. Refill this container with [this product] only. Do not reuse this container for any other purpose."

(For Bag-in-Box Containers:)

For Bag – In – Box Containers:

How to use this package:

This package is designed to be used with dilution control systems only. Open package and connect to dispenser according to directions on box top.

Trigger Sprayers:

Fill bottle from dispenser.

Apply to surfaces as specified in directions above.

Mop Buckets:


Fill bucket from dispenser.

Set up "Wet Floor" signs.

Mop floor surface as specified in directions above

OPENING INSTRUCTIONS

1. Position box with perforation up.
2. Press in circle.
3. Lift flap over along perforation.
4. Retrieve fitting on bag.
5. Remove clear dust-cap from bag fitting.
6. Twist dispenser connector onto bag fitting.
7. Place bag-in-box into position on dispenser shelf.
8. Close dispenser (if applicable).



INSTRUCCIONES PARA ABRIR

1. Ponga la caja con la perforación hacia arriba.
2. Empuje el círculo hacia adentro.
3. Levante la pestana arrancandola de la caja a lo largo de la perforación.
4. Saque el adaptador que está en la bolsa.
5. Quite la tapa transparente contra el polvo que tiene el adaptador de la bolsa.
6. Enrosque el conector dispensador al adaptador.
7. Ponga la "bag-in-box" (bolsa en caja) en posición en el mostrador de despacho.
8. Cierre el dispensador (si corresponde).

PACKET LABEL TO BE USED WITH MASTER CONTAINER LABEL

FOR SANITIZATION

Note to reviewer: the following will be used for 3 oz of concentrate:

MIX EACH PACKET WITH 5 GALLONS OF WATER

[If Other Packet Sizes Are Desired, New Packet Label Will Be Identical And The Only Things That Will Vary Are The Net Contents, Amount Of Water To Dilute With And ppm Active Quat. Those 3 Items Will Have To Match Or Be Equivalent To The Dilution Chart That Is Shown On Page 13.]

CARBOSAN 7.5

EPA. Reg. No. 6836-____

EPA. Est. No. (insert EPA Est. No. here)

Net Contents:

Active Ingredients:

Didecyl dimethyl ammonium carbonate and Didecyl dimethyl ammonium bicarbonate 7.5%

Other Ingredients 92.5%

Total..... 100.0%

KEEP OUT OF REACH OF CHILDREN

DANGER PELIGRO


See outer container for Precautionary Statements and Use directions

Disposal: Do not reuse packet. Wrap and put in trash.

Lonza Inc. 90 Boroline Road, Allendale, NJ 07401

OPENING INSTRUCTIONS

1. Position box with perforation up.
2. Press in circle.
3. Lift flap/ear along perforation.
4. Retrieve fitting on bag.
5. Remove clear dust-cap from bag fitting.
6. Twist dispenser connector onto bag fitting.
7. Place bag-in-box into position on dispenser shelf.
8. Close dispenser (if applicable).



INSTRUCCIONES PARA ABRIR

1. Ponga la caja con la perforación hacia arriba.
2. Empuje el círculo hacia adentro.
3. Levante la pestaña arrancándola de la caja a lo largo de la perforación.
4. Saque el adaptador que está en la bolsa.
5. Quite la tapa transparente contra el polvo que tiene el adaptador de la bolsa.
6. Enrosque el conector dispensador al adaptador.
7. Ponga la "bag-in-box" (bolsa en caja) en posición en el mostrador de despacho.
8. Cierre el dispensador (si corresponde).