

16836-308

01-21-2010

17

UNITED STATES ENVIRONMENTAL PROTECTION AGENCY

UNITED STATES ENVIRONMENTAL PROTECTION AGENCY
WASHINGTON, D.C. 20460



Office of Pesticide Programs

Joanna Holcombe,
Lonza Inc.
90 Boroline Road
Allendale, NJ 07401, USA

JAN 21 2010

Subject: Barquat 50-65 WP
Registration No.: 6836-308
Notification Date: December 15, 2009
EPA Receipt Date: December 23, 2009
Submission #: 865157

Dear Ms. Holcombe,

This letter acknowledges receipt of your notification submitted under the provision of the Federal Insecticide, Fungicide and Rodenticide Act. (FIFRA) section 3(c)9 and PR Notice 98-10.

Proposed Notification

- Add optional barcode, "country of origin" statement and "manufactured in" statement;
- Update the company address;
- Revise Storage and Disposal language per PR Notice 2007-4
- Add Net contents statement.

General Comments:

Based on a review of the submitted materials, your notification for "Barquat 50-65 WP", EPA Reg. 6836-308, as listed, is acceptable. A copy has been placed in our records for future reference.

Should you have any questions or comments concerning this letter, please contact Velma Noble PM Team 31 at (703) 308-6233 or Jamil Mixon at (703) 308-8032.

Sincerely,

Velma Noble,
Product Manager, Team 31
Regulatory Management Branch
Antimicrobials Division (7510P)

CONCURRENCES							
SYMBOL							
SURNAME							
DATE							

EPA United States Environmental Protection Agency Washington, DC 20460	<input type="checkbox"/> Registration <input type="checkbox"/> Amendment <input checked="" type="checkbox"/> Other	OPP Identifier Number
--	--	-----------------------

Application for Pesticide - Section 1

1. Company/Product Number 6836-308	2. EPA Product Manager Velma Noble	3. Proposed Classification <input checked="" type="checkbox"/> None <input type="checkbox"/> Restricted
4. Company/Product (Name) Barquat 50-65 WP	PM# 31	
5. Name and Address of Applicant (Include ZIP Code) Lonza Inc. 90 Boroline Road Allendale, NJ 07401 <input type="checkbox"/> Check if this is a new address	6. Expedited Review. In accordance with FIFRA Section 3(c)(3)(b)(I), my product is similar or identical in composition and labeling to: EPA Reg. No. Product Name	

Section - II

<input type="checkbox"/> Amendment - Explain below.	<input type="checkbox"/> Final printed labels in response to Agency letter dated _____
<input type="checkbox"/> Resubmission in response to Agency letter dated _____	<input type="checkbox"/> "Me Too" Application
<input checked="" type="checkbox"/> Notification - Explain below.	<input type="checkbox"/> Other - Explain below

Explanation: Use additional page(s) if necessary. (For Section I and Section II.)

Not Subject to PRIA

Label Notification to update Storage and Disposal language per PR Notice 2007-4.

PLEASE READ COVER LETTER FOR DETAILS.

This notification is consistent with the provisions of PR-Notice 98-10 and EPA regulations at 40 CFR 152.46, and no other changes have been made to the labeling or the confidential statement of formula of this product. I understand that it is a violation of 18 U.S.C. Sec. 1001 to willfully make any false statement to EPA. I further understand that if this notification is not consistent with the terms of PR Notice 98-10 and 40 CFR 152.46, this product may be in violation of FIFRA and I may be subject to enforcement action and penalties under sections 12 and 14 of FIFRA.

Signature: *Joanna Holcombe*

Date: *12/15/09*

Section - III

1. Material This Product Will Be Packaged In:			
Child-Resistant Packaging <input type="checkbox"/> Yes* <input type="checkbox"/> No <i>*Certification must be submitted</i>	Unit Packaging <input type="checkbox"/> Yes <input type="checkbox"/> No If "Yes" Unit Packaging wgt. No. per container	Water Soluble Packaging <input type="checkbox"/> Yes <input type="checkbox"/> No If "Yes" Package wgt. No. per container	2. Type of Container <input type="checkbox"/> Metal <input type="checkbox"/> Plastic <input type="checkbox"/> Glass <input type="checkbox"/> Paper <input type="checkbox"/> Other (Specify)
3. Location of Net Contents Information <input type="checkbox"/> Label <input type="checkbox"/> Container	4. Size(s) Retail Container		5. Location of Label Directions <input type="checkbox"/> On Label <input type="checkbox"/> On labeling accompanying product
6. Manner in Which Label is Affixed to Product <input type="checkbox"/> Lithograph <input type="checkbox"/> Other _____ <input type="checkbox"/> Paper glued <input type="checkbox"/> Stenciled			

Section - IV

1. Contact Point (Complete items directly below for identification of individual to be contacted, if necessary, to process this application)		
Name Joanna Holcombe	Title Sr. Commercial Regulatory Services Associate	Telephone No. (Include Area Code) 201-316-9297
Certification I certify that the statements I have made on this form and all attachments thereto are true, accurate and complete. I acknowledge that any knowingly false or misleading statement may be punishable by fine or imprisonment or both under applicable law.		6. Date Application Received (Stamped)
2. Signature <i>Joanna Holcombe</i>	3. Title Sr. Commercial Regulatory Services Associate	
4. Typed Name Joanna Holcombe	5. Date December 15, 2009	

Via FedEx

Ms. Velma Noble, PM-31
Document Processing Desk (NOTIFY)
Office of Pesticide Programs (7504P)
US Environmental Protection Agency
Room S-4900, One Potomac Yard
2227 S. Crystal Drive
Arlington, VA 22202

Lonza Inc
Allendale
90 Boroline Road
Allendale, NJ 07401, USA

Joanna Holcombe
Lonza Life Science Ingredients
Commercial Regulatory Services

Tel 201-316-9297
Fax 201-696-3470
joanna.holcombe@lonza.com

Joanna Holcombe
December 15, 2009

**SUBJECT: Barquat 50-65 WP, EPA Reg. No. 6836-308
Application for Label Notification**

Dear Ms Noble:

I am submitting an application to accomplish the following for the above named product:

- Add net contents statement;
- Add optional barcode, "country of origin" statement, and "manufactured in" statement;
- Update company address; and
- Update the Storage and Disposal language per PR Notice 2007-4.

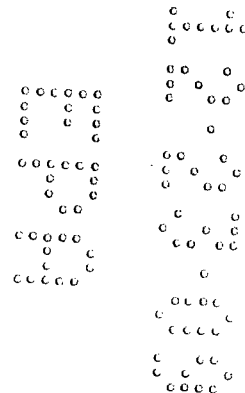
Please find the enclosed documents in support of this notification:

- Application for Notification;
- One copy of the proposed label with changes highlighted; and
- Two copies of the proposed label.

If you have any questions or need any additional information, please feel free to contact me at 201-316-9297.

Sincerely,
Lonza Inc.

Joanna Holcombe
Sr. Commercial Regulatory Services Associate



7/4

BARQUAT 50-65WP

For Control of Mold and Mildew on Lumber and Wood Preservatives

Active Ingredient

Alkyl (C ₁₂ -67%; C ₁₄ -25%; C ₁₆ -7%; C ₁₈ -1%) dimethyl benzyl ammonium chloride.....	50.0%
Inert Ingredients	50.0%
Total	100.0%

KEEP OUT OF REACH OF CHILDREN

DANGER

FIRST AID

IF IN EYES: Hold eye open and rinse slowly and gently with water for 15-20 minutes. Remove contact lenses, if present, after the first 5 minutes, then continue rinsing eye. Call a poison control center or doctor for treatment advice.

IF ON SKIN OR CLOTHING: Take off contaminated clothing. Rinse skin immediately with plenty of water for 15-20 minutes. Call a poison control center or doctor for treatment advice.

IF SWALLOWED: Call poison control center or doctor immediately for treatment advice. Have person sip a glass of water if able to swallow. Do not induce vomiting unless told to do so by the poison control center or doctor. Do not give anything by mouth to an unconscious person.

IF INHALED: Move person to fresh air. If person is not breathing, call 911 or an ambulance, then give artificial respiration, preferable by mouth-to-mouth if possible. Call a poison control center or doctor for further treatment advice.

Have the product container or label with you when calling a Poison Control Center or doctor or going for treatment.

NOTE TO PHYSICIAN: Probable mucosal damage may contraindicate the use of gastric lavage. Measures against circulatory shock, respiratory depression, and convulsion may be needed.

Have the product container or label with you when calling a poison control center or doctor, or going for treatment.

EPA Reg. No. 6836-308

EPA Est. No. 6836-IL-1

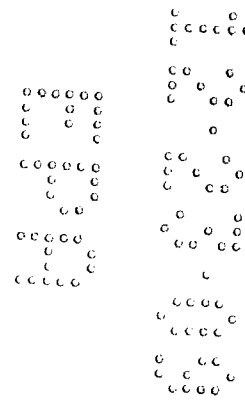
Net Contents: *(insert container size here)*

[Country of origin: *(insert country)*]

[Manufactured in: *(insert country)*]

[Barcode]

Manufactured By:
Lonza Inc.
90 Boroline Rd.
Allendale, NJ 07401



PRECAUTIONARY STATEMENTS
Hazards to Humans and Domestic Animals

DANGER. Corrosive, Causes irreversible eye damage and skin burns. May be fatal if inhaled or swallowed. Harmful if absorbed through the skin. Do not get in eyes, on skin or on clothing. Wear protective clothing, goggles or face shield and Chemical-resistant (such as nitrile or butyl) gloves. Do not breathe spray mist. Wear a non-powered cartridge respirator equipped with a high efficiency particular air (HEPA) filter (MSHA/NIOSH approval number prefix TC-21C). Wash thoroughly with soap and water after handling and before eating, drinking or using tobacco. Remove contaminated clothing and wash clothing before reuse.

PERSONAL PROTECTION EQUIPMENT FOR PRESSURE TREATMENT, DOUBLE VACUUM, DIP TREATMENT AND SPRAY APPLICATIONS:

Individuals who enter pressure treated cylinders and other related equipment that are contaminated with wood treatment solutions (e.g. cylinders that are in operation or are not free of the treatment solution) must wear protective clothing including overalls, jacket, gloves and boots impervious to the wood treatment formulation. Federal, state and local confined space entry procedures must be followed.

Applicators must not eat, drink, or use tobacco products during those parts of the application process that may expose them to the wood treatment formulations (e.g. manually opening/closing cylinder doors, moving trams out of cylinders, mixing chemicals and handling treated wood.)

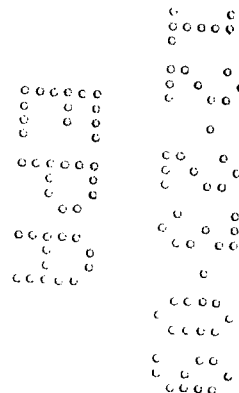
Discard clothing and other absorbent materials that have been drenched or heavily contaminated. Do not reuse them. Follow manufacturer's instructions for cleaning/maintaining protective equipment. If no such instructions exist for washables, use detergent and hot water. Keep and wash protective equipment separate from other laundry.

ENVIRONMENTAL HAZARDS

This product is toxic to fish and aquatic organisms. Do not discharge effluent containing this product into lakes, streams, ponds, estuaries, oceans or other waters unless in accordance with the requirements of a National Pollutant Discharge Elimination System (NPDES) permit and the permitting authority has been notified in writing prior to discharge. Do not discharge effluent containing this product to sewer systems without previously notifying the local sewage treatment plant authority. For guidance, contact your State Water Board or Regional Office of the EPA.

PHYSICAL OR CHEMICAL HAZARDS

Combustible. Do not use or store near heat or flame.



DIRECTIONS FOR USE

It is a violation of Federal Law to use this product in a manner inconsistent with its labeling.

WOOD PRESERVATIVE:

Barquat 50-65WP is a concentrated biocide for use as a wood preservative. When used as directed, **Barquat 50-65WP** will protect treated wood articles from the destructive attack of fungi, mold and mildew. Treatment can be done by pressure or by double vacuum. Wood articles that will be protected by these treatments would include millwork, construction timbers, decking, wood shingles, posts and other articles to be used in above ground applications.

Barquat 50-65WP can be used alone or in combination with other EPA-registered organic and inorganic wood preservatives.

1) **Barquat 50-65WP and Borates:**

Mix **Barquat 50-65WP** and [TIM-BOR, EPA Reg. No. 1624-39] [or] [TimberSaver, EPA Reg. No. 83997-8], in water and stir to give a solution of the desired concentration of components following the use directions of each label.

2) **Barquat 50-65WP and Copper Compounds:**

Mix **Barquat 50-65WP** with water and either ACQ-C2, EPA Reg. No. 83997-4 or ACQ-C, EPA Reg. No. 83997-2. Refer to the product labels for ACQ-C and ACQ-C2 for precise mixing instructions.

3) **Barquat 50-65WP and Propiconazole:**

Mix **Barquat 50-65WP** and Safetray P, EPA Reg. No. 43813-15 and dilute with either water, mineral spirits or other light organic solvent to produce a 0.5 – 3.0% quaternary ammonium compound solution. Follow the instructions on the Safetray P label for the appropriate concentration of propiconazole PLEASE NOTE THAT THIS FORMULATION CAN ONLY BE USED FOR DIP TREATMENT.

PRESSURE TREATMENT:

Place the wood article to be treated into the pressure cylinder and seal unit. Treat the wooden articles using the pressure treatment procedures consistent with the equipment being used and standard treatment practices. Treatment conditions should be as such as to produce a 0.1 to 0.6 lb./ft³ retention in the treated article. Such treated wood is to be used for above ground uses only.

DOUBLE VACUUM:

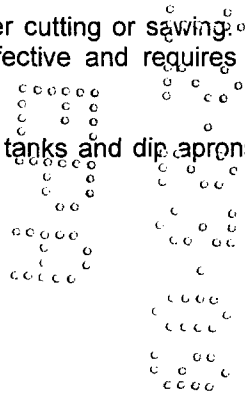
Stack the wood articles to be treated in the treatment vessels so that the preservative solution will have access to all sides of the articles. Seal the vessel. Reduce the pressure within the vessel to -10 inches for five minutes. Cover all the articles with preservative solution. Allow the pressure to return to atmospheric conditions and discharge the preservative solution. Reduce the pressure to -20 inches and maintain for 20 minutes. Allow pressure to return to atmospheric and remove treated wooden articles. Treatment conditions should be such as to produce a 0.1 to 0.6 lb./ft³ retention of ADBAC in the treated article. Wood treated to this retention is suitable for above ground use only.

SAP STAIN CONTROL:

For control of mold and fungus on green or freshly cut lumber. May be used in dip or spray application. Before use, dilute at a rate of 1 gallon of **Barquat 50-65WP** per 25 - 100 gallons of water. Seasonal variation in storage and shipping conditions, species and condition of wood should be considered in selection of end-use concentration. For effective inhibition of mold and fungus, lumber and logs must be dipped or sprayed in a manner that ensures that all surfaces are uniformly treated.

For best results, green wood should be treated immediately, at least within 24 hours after cutting or sawing. Mold and fungus growth begins immediately after cutting so delayed treatment is much less effective and requires increased chemical concentration. Green untreated lumber should not be used for stickers.

Freshly treated lumber should not be allowed to remain unprotected in heavy rains. Dip tanks and dip aprons must be roofed, paved and drained to prevent dilution and loss of anti-stain solution.



(Note to reviewer: For Nonrefillable Containers for commercial, industrial, and institutional uses)

STORAGE AND DISPOSAL

Do not contaminate water, food or feed by storage or disposal.

Pesticide Storage: Open dumping is prohibited. Store in original container in areas inaccessible to children. Keep container closed when not in use.

Pesticide Disposal: Pesticide wastes are acutely hazardous. Improper disposal of excess pesticide, spray mixture or rinsate is a violation of federal law. If these wastes cannot be disposed or by use according to label instructions, contact your State Pesticide or Environmental Control Agency or the Hazardous Waste representative at the nearest EPA Regional Office for guidance.

(Note to reviewer: This Container Statement will be used only for containers 5 gallons or less:)

Container Disposal:

Nonrefillable container. Do not reuse or refill this container. Clean container promptly after emptying.

(Plastic and Metal Containers:) Triple rinse as follows: Empty the remaining contents into application equipment or a mix tank and drain for 10 seconds after the flow begins to drip. Fill the container ¼ full with water and recap. Shake for 10 seconds. Pour rinsate into application equipment or a mix tank or store rinsate for later use or disposal. Drain for 10 seconds after the flow begins to drip. Repeat this procedure two more times. Then offer for recycling or reconditioning. If not available, puncture and dispose in sanitary landfill.

(Note to reviewer: This Container Statement will be used for containers over 5 gallons:)

Container Disposal:

Nonrefillable container. Do not reuse or refill this container. Clean container promptly after emptying.

(Plastic and Metal Containers:) Triple rinse as follows: Empty the remaining contents into application equipment or a mix tank. Fill the container ¼ full with water. Replace and tighten closures. Tip container on its side and roll it back and forth, ensuring at least one complete revolution, for 30 seconds. Stand the container on its end and tip it back and forth several times. Turn the container over onto its other end and tip it back and forth several times. Empty the rinsate into application equipment or a mix tank or store rinsate for later use or disposal. Repeat this procedure two more times. Then offer for recycling or reconditioning. If not available, puncture and dispose in sanitary landfill.

