

6836-237

3/15/2010

1049

UNITED STATES ENVIRONMENTAL PROTECTION AGENCY
WASHINGTON, D.C. 20460



Office of Pesticide Programs

MAR 15 2010

FILE COPY

Joanna Holcombe
Lonza Inc.
90 Boroline Road
Allendale, NJ 07401

Subject: Dantobrom® RW Granular
EPA Reg. No. 6836-237
Application Dated: February 15, 2010
Receipt Date: February 17, 2010

Dear Ms. Holcombe:

The following notification submitted in connection with registration under the provisions of PR Notice 98-10, Federal Insecticide, Fungicide, and Rodenticide Act (FIFRA) section 3(c)9 is acceptable.

Proposed Notification

- Revision to Storage and Disposal statement per PR Notice 2007-4

Comments

Based on a review of the material submitted, the following comments apply:

This application for notification to revise the label per PR Notice 2007-4, as referenced above, is acceptable. A copy has been placed in our records for future reference.

Should you have any questions or comments concerning this letter, please contact me at Henson.wanda@epa.gov or call (703) 308-6345.

Sincerely,

Wanda Henson
Acting Product Manager (32)
Regulatory Management Branch II
Antimicrobial Division (7510P)

2009

EPA Environmental Protection Agency Washington, DC 20460	d States <input type="checkbox"/> Registrant <input type="checkbox"/> Amendment <input checked="" type="checkbox"/> Other	OPP Identifier Number
---	--	-----------------------

Application for Pesticide - Section 1

1. Company/Product Number 6836-237	2. EPA Product Manager Wanda Henson	3. Proposed Classification <input checked="" type="checkbox"/> None <input type="checkbox"/> Restricted
4. Company/Product (Name) Dantobrom RW Granular	PM# 32	
5. Name and Address of Applicant (Include ZIP Code) Lonza Inc. 90 Boroline Road Allendale, NJ 07401 <input type="checkbox"/> Check if this is a new address	6. Expedited Review. In accordance with FIFRA Section 3(c)(3)(b)(I), my product is similar or identical in composition and labeling to: EPA Reg. No. Product Name	

Section - II

<input type="checkbox"/> Amendment - Explain below. <input type="checkbox"/> Resubmission in response to Agency letter dated _____ <input checked="" type="checkbox"/> Notification - Explain below.	<input type="checkbox"/> Final printed labels in response to Agency letter dated _____ <input type="checkbox"/> "Me Too" Application <input type="checkbox"/> Other - Explain below
--	---

Explanation: Use additional page(s) if necessary. (For Section I and Section II.)

Not Subject to PRIA

Label Notification to update Storage and Disposal language per PR Notice 2007-4.

PLEASE READ COVER LETTER FOR DETAILS.

This notification is consistent with the provisions of PR-Notice 98-10 and EPA regulations at 40 CFR 152.46, and no other changes have been made to the labeling or the confidential statement of formula of this product. I understand that it is a violation of 18 U.S.C. Sec. 1001 to willfully make any false statement to EPA. I further understand that if this notification is not consistent with the terms of PR Notice 98-10 and 40 CFR 152.46, this product may be in violation of FIFRA and I may be subject to enforcement action and penalties under sections 12 and 14 of FIFRA.

Signature: Joanna Holcombe Date: 2-15-10

Section - III

1. Material This Product Will Be Packaged In:			
Child-Resistant Packaging <input type="checkbox"/> Yes* <input type="checkbox"/> No *Certification must be submitted	Unit Packaging <input type="checkbox"/> Yes <input type="checkbox"/> No If "Yes" Unit Packaging wgt. No. per container	Water Soluble Packaging <input type="checkbox"/> Yes <input type="checkbox"/> No If "Yes" Package wgt. No. per container	2. Type of Container <input type="checkbox"/> Metal <input type="checkbox"/> Plastic <input type="checkbox"/> Glass <input type="checkbox"/> Paper <input type="checkbox"/> Other (Specify)
3. Location of Net Contents Information <input type="checkbox"/> Label <input type="checkbox"/> Container	4. Size(s) Retail Container		5. Location of Label Directions <input type="checkbox"/> On Label <input type="checkbox"/> On labeling accompanying product
6. Manner in Which Label is Affixed to Product <input type="checkbox"/> Lithograph <input type="checkbox"/> Other _____ <input type="checkbox"/> Paper glued <input type="checkbox"/> Stenciled			

Section - IV

1. Contact Point (Complete items directly below for identification of individual to be contacted, if necessary, to process this application)

Name Joanna Holcombe	Title Sr. Commercial Regulatory Services Associate	Telephone No. (Include Area Code) 201-316-9297
--------------------------------	--	--

Certification

I certify that the statements I have made on this form and all attachments thereto are true, accurate and complete. I acknowledge that any knowingly false or misleading statement may be punishable by fine or imprisonment or both under applicable law.

6. Date Application Received
(Stamped)

2. Signature <u>Joanna Holcombe</u>	3. Title Sr. Commercial Regulatory Services Associate	6. Date Application Received (Stamped)
4. Typed Name Joanna Holcombe	5. Date February 15, 2010	

32

3029



Via FedEx

Ms. Wanda Henson, PM-32
Document Processing Desk (NOTIFY)
Office of Pesticide Programs (7504P)
US Environmental Protection Agency
Room S-4900, One Potomac Yard
2227 S. Crystal Drive
Arlington, VA 22202

Lonza Inc
Allendale
90 Boroline Road
Allendale, NJ 07401, USA

Joanna Holcombe
Lonza Life Science Ingredients
Commercial Regulatory Services

Tel 201-316-9297
Fax 201-696-3470
joanna.holcombe@lonza.com

Joanna Holcombe
February 15, 2010

**SUBJECT: Dantobrom RW Granular, EPA Reg. No. 6836-237
Application for Label Notification**

Dear Ms. Henson:


I am submitting an application to add refillable container language per PR Notice 2007-4. Please find the enclosed documents in support of this notification:

- Application for Notification;
- One copy of the proposed label with changes highlighted; and
- Two copies of the proposed label.

If you have any questions or need any additional information, please feel free to contact me at 201-316-9297.

Sincerely,
Lonza Inc.

Joanna Holcombe
Sr. Commercial Regulatory Services Associate



4099

DANTOBROM® RW GRANULAR

Active Ingredients:

1-bromo-3-chloro-5,5-dimethylhydantoin	60.0%
1,3-dichloro-5,5-dimethylhydantoin	27.4%
1,3-dichloro-5-ethyl-5-methylhydantoin	10.6%
Other Ingredients	<u>2.0%</u>
Total:	100.0%

Available bromine 39.2%
 Available chlorine 44.4%

EPA Reg. No. 6836-237
 EPA Est. No. 6836-PA-01
 NET WEIGHT: (*as marked on container*)

KEEP OUT OF REACH OF CHILDREN


DANGER

See side / back / right / left panel for Precautionary Statements and First Aid

LONZA, INC.
 90 Boroline Road, Allendale, NJ 07401

Emergency Contact Number: (_____)

NOTIFICATION
 Date Reviewed: 3/15/10
 Reviewed By: LJ Reason



5099

**PRECAUTIONARY STATEMENTS
HAZARDS TO HUMANS AND DOMESTIC ANIMALS**

DANGER. HIGHLY CORROSIVE. Causes irreversible eye damage and skin burns. May be fatal if swallowed. Do not take internally. Irritating to nose and throat. Avoid breathing dust. Use with adequate ventilation. Do not get into eyes, on skin or on clothing. Wear protective clothing, chemical resistant gloves, protective eyewear (goggles, face shield or safety glasses). Wash thoroughly with soap and water after handling. Remove contaminated clothing and wash clothing before reuse.

FIRST AID

Call a poison control center or doctor for treatment advice. Have the product container or label with you when calling a Poison Control Center or doctor or going for treatment.

IF IN EYES: Hold eye open and rinse slowly and gently with water for 15 – 20 minutes. Remove contact lenses, if present, after the first 5 minutes, then continue rinsing eye.

IF ON SKIN OR CLOTHING: Take off contaminated clothing. Rinse skin immediately with plenty of water for 15 – 20 minutes.

IF SWALLOWED: Call a poison control center or doctor immediately for treatment advice. Have person sip a glass of water if able to swallow. Do not induce vomiting unless told to do so by the poison control center or doctor. Do not give anything by mouth to an unconscious person.

IF INHALED: Move person to fresh air. If person is not breathing, call 911 or an ambulance, then give artificial respiration, preferably by mouth-to-mouth, if possible.


NOTE TO PHYSICIAN: Probable mucosal damage may contraindicate the use of gastric lavage.

ENVIRONMENTAL HAZARDS

This pesticide is toxic to fish. Do not discharge effluent containing this product into lakes, streams, ponds, estuaries, oceans or other waters unless in accordance with the requirements of a National Pollutant Discharge Elimination System (NPDES) permit and the permitting authority has been notified in writing prior to discharge. Do not discharge effluent containing this product to sewer systems without previously notifying the local sewage treatment plant authority. For guidance, contact your State Water Board or Regional Office of the EPA.

PHYSICAL AND CHEMICAL HAZARDS

CHEMICAL HAZARD: STRONG OXIDIZING AGENT. Mix only with water. Use clean dry utensils. Do not add this product to any dispensing device containing remnants of any other product. Such use may cause a violent reaction leading to fire or explosion. Contamination with moisture, organic matter, or other chemicals may start a chemical reaction with generation of heat, liberation of hazardous gases, and possible generation of fire and explosion. In case of contamination or decomposition, do not reseal container. If possible, isolate container in open air or well-ventilated area. Flood with large volumes of water, if necessary.



6009

FOR INDUSTRIAL USE ONLY

Technical advice regarding specific on site problems are available from LONZA INC. A Material Safety Data Sheet relative to the use of this product is also available upon request.

DIRECTIONS FOR USE

It is a violation of Federal law to use this product in a manner inconsistent with its labeling.

**RECIRCULATING COOLING WATER SYSTEMS
AND SEWAGE SYSTEMS**

DANTOBROM RW GRANULAR aids in the control of bacterial, fungal and algal slimes in evaporative condensers, heat exchange water towers, influent systems such as flow through filters, industrial water scrubbing systems, brewery pasteurizers, sewage systems (septic tanks, leach fields, tank lines, sewers, lagoons, and sewage effluent water), photo processing wash water and paper and paperboard process water.

This product may be added to the systems either continuously or intermittently or as needed. The frequency of feeding and duration of the treatment will depend upon the severity of the problem.

BADLY FOULED SYSTEMS must be cleaned before treatment is begun.

**FOR CONTROL OF BACTERIA AND FUNGI
INTERMITTENT OR SLUG METHOD**

INITIAL DOSE: When the system is noticeably fouled add 0.1 to 1.0 pounds per 1000 gallons (or 12 to 120 ppm) of the water in the system. Repeat until control is achieved.

SUBSEQUENT DOSE: When microbial control is evident add 0.1 to 0.75 pounds per 1000 gallons (or 12 to 90 ppm) of water in the system every 3 days or as needed to maintain control.

CONTINUOUS FEED METHOD

INITIAL DOSE: When a system is noticeably fouled, add 0.1 to 1.0 pound per 1000 gallons (or 12 to 120 ppm) of water in the system.

SUBSEQUENT DOSE: Continuously feed to maintain dosage of 0.1 to 0.75 pounds per 1000 gallons (or 12 to 90 ppm) of water in the system.

**FOR CONTROL OF ALGAE
INTERMITTENT OR SLUG METHOD**

INITIAL DOSE: When the system is noticeably fouled add 0.1 to 1.0 pound per 1000 gallons (or 12 to 120 ppm) of water in the system. Repeat until control is achieved.

SUBSEQUENT DOSE: When algae control is evident add 0.1 to 0.75 pounds per 1000 gallons (or 12 to 90 ppm) daily or as needed to maintain control.

CONTINUOUS FEED METHOD

INITIAL DOSE: When the system is noticeably fouled add 0.1 to 1.0 pound per 1000 gallons (or 12 to 120 ppm) of water in the system. Repeat until control is achieved.

SUBSEQUENT DOSE: Continuously feed to maintain a dosage of 0.12 to 0.75 pounds per 1000 gallons (or 12 to 90 ppm) of water in the system.

AIRWASHERS

For use only in industrial airwasher systems that maintain effective mist eliminating components.


DANTOBROM RW GRANULAR controls slime forming bacteria, fungi and algae in industrial airwasher systems. Add **DANTOBROM RW GRANULAR** at the rate of 0.1 to 1.0 pound (12 to 120 ppm) per 1000 gallons of water in the system, depending upon the severity of the contamination.

Control the application by measuring the free chlorine residual in the treated water. There is no need to exceed 1.0 ppm as free chlorine.

Badly fouled systems must be cleaned before treatment is begun.

INTERMITTENT OR SLUG METHOD

INITIAL DOSE: When system is noticeably fouled add to airwasher sump or chill water sump to insure uniform mixing. Add 0.1 to 1.0 pound per 1000 gallons (or 12 to 120 ppm) of water.



SUBSEQUENT DOSE: When microbial control is evident add 0.1 to 0.60 pounds per 1000 gallons (or 12 to 72 ppm) of water.

CONTINUOUS FEED METHOD

INITIAL DOSE: When system is noticeably fouled add to airwasher sump or chill water sump to insure uniform mixing. Add 0.1 to 1.0 pound per 1000 gallons (or 12 to 120 ppm) of water.

SUBSEQUENT DOSE: When microbial control is evident add 0.1 to 0.6 pounds per 1000 gallons (or 12 to 72 ppm) of water.

ONCE-THROUGH INDUSTRIAL COOLING WATER SYSTEMS

When used as directed, **DANTOBROM RW GRANULAR** effectively controls algal, bacterial, fungal slimes and mollusks in open or closed-cycle, fresh or salt water, once-through cooling systems. Treat cooling water with **DANTOBROM RW GRANULAR** at the system intake or other critical areas, where mixing is uniform.

DOSAGE RATES

INITIAL DOSE: When system is noticeably fouled, add 0.2 to 0.6 pounds per 1000 gallons of water contained in the system. Repeat initial dosage until one to three ppm (mg/L) bromine residual is established for at least 4 hours.

SUBSEQUENT DOSE: When microbial control is evident, add 0.1 to 0.3 pounds per 1000 gallons of water contained in the system. Repeat as needed to maintain one to three ppm bromine residual for at least 4 hours.

FOR USE IN CANISTERS

TO INSTALL CANISTER: Take feeder cap off. Remove canister cut offs. Hold canister so the open end faces down. Insert into feeder. The end of the canister must align with the L-key located inside the feeder at the bottom. **DO NOT FORCE.** Replace feeder cap. To achieve the proper halogen residual, turn the control dial to the appropriate setting and add the required product dosage. Refer to use directions for recirculating cooling water systems and sewage systems or airwasher systems, as appropriate.

Check the canister periodically and replace when empty. Do not attempt to open or refill this canister. **DO NOT REUSE.**

PRECAUTION:

The warranty will be void if this canister is not used with the appropriate feeder. Fire or explosion may result if this canister is used with an incorrect chemical feeder.

NOTE: Some settling may occur during shipment.

FOR USE IN SOLV-ALL FEEDERS

To Install/Replace Chemical Cartridge (Jar): Turn off water supply valve on feeder. Remove empty cartridge (jar) and properly discard per label directions. Remove cartridge (jar) lid from full unit and insert, top down, into mixing bowl. Re-open water supply valve. Adjust the pump setting to achieve proper halogen residual. Refer to use directions for recirculating cooling water systems and sewage systems or airwasher systems, as appropriate.

Check the cartridge (jar) periodically and replace when empty.

DO NOT ATTEMPT TO OPEN OR REFILL THIS UNIT.

DO NOT REUSE.

PHOTO PROCESSING WASH WATER

The photo processing system should first be properly cleaned with a mild hypochlorite solution following manufacturer's instructions. The use of **DANTOBROM RW GRANULAR** IS NOT intended to remove an existing buildup of biological growth. **DANTOBROM RW GRANULAR** slowly releases both hypobromous and hypochlorous acid when exposed to a flow of water. To prevent or substantially reduce biological growth, **DANTOBROM RW GRANULAR** may be introduced into the wash water by suspending **DANTOBROM RW GRANULAR** directly in the wash tanks as far as possible from film or paper and away from areas of extreme turbulence. Begin by placing **DANTOBROM RW GRANULAR** in the wash tank. If biological growth is observed, add more **DANTOBROM RW GRANULAR** waiting several hours between additions. To prevent film damage, rinse **DANTOBROM RW GRANULAR** in water before placing into wash tank. It is intended that 1.0 to 3.0 ppm

80f9

of residual bromine be introduced into the water supply line. Three to nine grams of **DANTOBROM RW GRANULAR** will introduce 1.0 to 3.0 ppm residual bromine in 1,000 gallons of water. Actual use will depend on the amount of biological fouling. To avoid excess introduction of bromine chlorine into the processor wash tanks, a bromine test kit should be used to periodically test the water in the wash tanks. If a residual above 3.0 ppm is indicated, remove **DANTOBROM RW GRANULAR** until the residual drops to 1.0 ppm. If the processor is turned off for any extended period of time, the **DANTOBROM RW GRANULAR** in the wash tanks should be removed.

NOTE: Seller liability under all warranties, expressed or implied, is limited to replacement of defective product and seller shall have no liability for consequential damages.

PAPER AND PAPERBOARD PROCESS WATER

DANTOBROM RW GRANULAR is a patented biocidal formulation for application in the paper industry.

DANTOBROM RW GRANULAR prevents bacterial slime formation and deposition through the rapid delivery of an ideal balance of free and combined halogen. When used properly, **DANTOBROM RW GRANULAR** can reduce microbiologically induced corrosion, paper spots, holes, breaks and odors. By limiting microbial growth and bacterial slime formation, **DANTOBROM RW GRANULAR** increases machine runnability reducing unscheduled maintenance and lost production.

The patented **DANTOBROM RW GRANULAR** composition provides high solubility, fast dissolution and high halogen content without added binders or inert materials for maximum efficiency and product delivery.

DANTOBROM RW GRANULAR can be used in the manufacture of both food and non-food contact paper and paperboard.


APPLICATION

DANTOBROM RW GRANULAR should be added to process water streams at or immediately prior to a point of sufficient mixing such as the fan pump or wire pit.

Standard dissolution feeders can be used for **DANTOBROM RW GRANULAR** applications. Make-up, machine white waters and returning clarified dilution waters are examples of acceptable treatment waters.

INITIAL DOSE: When the system is noticeably fouled apply 0.5 - 2.0 pounds of **DANTOBROM RW GRANULAR** per ton of paper produced to achieve 0.1-1.0 ppm total available halogen as chlorine. Repeat treatment until residual is achieved.

SUBSEQUENT DOSE: When microbial control is evident, apply 0.5 - 2.0 pounds of **DANTOBROM RW GRANULAR** per ton of paper produced to achieve 0.1-1.0 ppm total available halogen as chlorine. Repeat periodically as needed to maintain control.



STORAGE AND DISPOSAL

Do not contaminate water, food or feed by storage or disposal.

PESTICIDE STORAGE:

Do not store in direct sunlight.

Do not store at temperatures above 100°F.

Keep container tightly closed.

Store in a cool, dry, well-ventilated place.

PESTICIDE DISPOSAL: Pesticide wastes are acutely hazardous. Improper disposal of excess pesticide, spray mixture, or rinsate is a violation of Federal Law. If these wastes cannot be disposed of by use according to the label instructions contact your State pesticide or environmental control agent or the hazardous waste representative at the nearest EPA regional office for guidance.

CONTAINER DISPOSAL

Nonrefillable container. Do not reuse or refill this container.

(Metal and plastic containers): Triple rinse (or equivalent). Then offer for recycling or reconditioning, or puncture and dispose of in a sanitary landfill, or incinerate or burn if allowed by State and local authorities. If burned, stay out of smoke.

(Fiber drums and liners): Completely empty liner by shaking and tapping sides and bottom to loosen clinging particles.

Then dispose of liner and drum in a sanitary landfill or incinerate if allowed by State and local authorities. Do not reuse empty drum or liner.

(Note to reviewer: For Refillable Containers)

STORAGE AND DISPOSAL

Do not contaminate water, food or feed by storage or disposal. Refillable container. Refill this container with [this product] only. Do not reuse this container for any other purpose. Cleaning before refilling is the responsibility of the refiller. Attach tamper evident devices (seals) to all openings, except vents, and return to the manufacturer for refilling.

PESTICIDE STORAGE: Keep container tightly closed. Store in a cool, dry, well-ventilated place. Do not store at elevated temperatures. Do not store in direct sunlight. Do not store at temperatures above 100°F.

PESTICIDE DISPOSAL: Pesticide wastes are acutely hazardous. Improper disposal of excess pesticide, spray mixture, or rinsate is a violation of Federal Law. If these wastes cannot be disposed of by use according to the label instructions, contact your State pesticide or environmental control agent or the hazardous waste representative at the nearest EPA regional office for guidance.

FINAL CONTAINER DISPOSAL

Clean container promptly after emptying. Cleaning the container before final disposal is the responsibility of the person disposing of the container.

(Plastic or Metal Containers): To clean the container before final disposal empty remaining contents from container for use according to use directions and triple rinse promptly after emptying. Triple rinse as follows: Fill container 1/4 full with water and reclose the container. Agitate vigorously, and dispose of rinsate consistent with pesticide disposal instructions. Repeat two more times.

