

6836-205

02-25-2010

1/11

UNITED STATES ENVIRONMENTAL PROTECTION AGENCY

Joanna Holcombe
Sr. Commercial Regulatory Services Associate
Lonza Inc.
90 Boroline Road,
Allendale, NJ 07401

FEB 25 2010

SUBJECT: Lonza Formulation DC-108N
EPA Registration Number: 6836-205
Application Date: January 12, 2010
Receipt Date: January 29, 2010

Dear Ms. Holcombe:

This letter acknowledges receipt of the notification identified above submitted under the provisions of section 3 (c) 9 the Federal Insecticide, Fungicide, and Rodenticide Act (FIFRA), as amended and PR Notice 2007-4.

- Update the Storage and Disposal language per PR Notice 2007-4.

Based on a review of the submitted information, this notification is acceptable. Your proposed label language is in agreement with PR Notice 2007-4. This notification will be made part of the record for this product.

General Comments

Should you have any questions concerning this letter, please contact Tracy Lantz at (703) 308-6415.

Sincerely,

Velma Noble
Product Manager (31)
Regulatory Management Branch I
Antimicrobials Division (7510P)

CONCURRENCES								
SYMBOL	7510P							
SURNAME	Stark							
DATE	2/25/2010							

EPA United States Environmental Protection Agency Washington, DC 20460	<input type="checkbox"/> Registration <input type="checkbox"/> Amendment <input checked="" type="checkbox"/> Other	OPP Identifier Number
--	--	-----------------------

Application for Pesticide - Section I

1. Company/Product Number 6836-205	2. EPA Product Manager Velma Noble	3. Proposed Classification <input checked="" type="checkbox"/> None <input type="checkbox"/> Restricted
4. Company/Product (Name) LONZA FORMULATION DC-108N	PM# 31	
5. Name and Address of Applicant (Include ZIP Code) Lonza Inc. 90 Boroline Road Allendale, NJ 07401 <input type="checkbox"/> Check if this is a new address	6. Expedited Review. In accordance with FIFRA Section 3(c)(3)(b)(I), my product is similar or identical in composition and labeling to: EPA Reg. No. Product Name	

Section - II

<input type="checkbox"/> Amendment - Explain below.	<input type="checkbox"/> Final printed labels in response to Agency letter dated _____
<input type="checkbox"/> Resubmission in response to Agency letter dated _____	<input type="checkbox"/> "Me Too" Application
<input checked="" type="checkbox"/> Notification - Explain below.	<input type="checkbox"/> Other - Explain below

Explanation: Use additional page(s) if necessary. (For Section I and Section II.)

Notification to restore Household / Residential storage & Disposal

Not Subject to PRIA

This notification is consistent with the provisions of PR Notice 98-10 and EPA regulations at 40 CFR 152.46, and no other changes have been made to the labeling or the confidential statement of formula of this product. I understand that it is a violation of 18 U.S.C. Sec. 1001 to willfully make any false statement to EPA. I further understand that if this notification is not consistent with the terms of PR Notice 98-10 and 40 CFR 152.46, this product may be in violation of FIFRA and may be subject to enforcement action and penalties under Sections 12 and 14 of FIFRA.

Signature: Joanna Holcombe

Date: 1-12-10

Section - III

1. Material This Product Will Be Packaged In:			
Child-Resistant Packaging <input type="checkbox"/> Yes* <input type="checkbox"/> No *Certification must be submitted	Unit Packaging <input type="checkbox"/> Yes <input type="checkbox"/> No If "Yes" Unit Packaging wgt. No. per container	Water Soluble Packaging <input type="checkbox"/> Yes <input type="checkbox"/> No If "Yes" Package wgt. No. per container	2. Type of Container <input type="checkbox"/> Metal <input type="checkbox"/> Plastic <input type="checkbox"/> Glass <input type="checkbox"/> Paper <input type="checkbox"/> Other (Specify)
3. Location of Net Contents Information <input type="checkbox"/> Label <input type="checkbox"/> Container	4. Size(s) Retail Container		5. Location of Label Directions <input type="checkbox"/> On Label <input type="checkbox"/> On labeling accompanying product
6. Manner in Which Label is Affixed to Product <input type="checkbox"/> Lithograph <input type="checkbox"/> Other _____ <input type="checkbox"/> Paper glued <input type="checkbox"/> Stenciled			

Section - IV

1. Contact Point (Complete items directly below for identification of individual to be contacted, if necessary, to process this application)		
Name Joanna Holcombe	Title Sr. Commercial Regulatory Services Associate	Telephone No. (Include Area Code) 201-316-9297
Certification I certify that the statements I have made on this form and all attachments thereto are true, accurate and complete. I acknowledge that any knowingly false or misleading statement may be punishable by fine or imprisonment or both under applicable law.		6. Date Application Received (Stamped)
2. Signature <u>Joanna Holcombe</u>	3. Title Sr. Commercial Regulatory Services Associate	6. Date Application Received (Stamped)
4. Typed Name Joanna Holcombe	5. Date January 12, 2010	

Via FedEx

Ms. Velma Noble, PM-31
Document Processing Desk (NOTIFY)
Office of Pesticide Programs (7504P)
US Environmental Protection Agency
Room S-4900, One Potomac Yard
2777 S. Crystal Drive
Arlington, VA 22202

Lonza Inc
Allendale
90 Boroline Road
Allendale, NJ 07401, USA

Joanna Holcombe
Lonza Life Science Ingredients
Commercial Regulatory Services

Tel 201-316-9297
Fax 201 696-3470
joanna.holcombe@lonza.com

January 12, 2010

**SUBJECT: Lonza Formulation DC-108N, EPA Registration No. 6836-205
Application for Label Notification**


Dear Ms. Noble:

The purpose of this notification is to restore Household / Residential storage & disposal language which was inadvertently left off of the previous submission. Please find enclosed the following documents in support of this label notification.

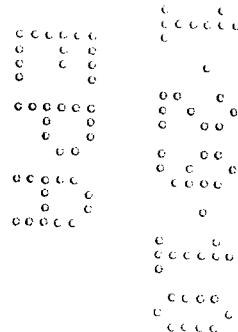
- Application for Notification
- One copy of the proposed label with changes highlighted
- Two copies of the proposed label

If you have any questions or need any additional information, please feel free to contact me at 201-316-9297.

Sincerely,
Lonza Inc.



Joanna Holcombe
Sr. Commercial Regulatory Services Associate



PRECAUTIONARY STATEMENTS

HAZARDS TO HUMANS AND DOMESTIC ANIMALS

DANGER. Corrosive. Causes irreversible eye damage and skin burns. Do not get in eyes, on skin or on clothing. Wear protective clothing, eyewear (goggles, face shield or safety glasses) and protective (rubber, chemical resistant) gloves when handling. May be fatal if swallowed. Wash thoroughly with soap and water after handling. Remove contaminated clothing and wash clothing before reuse.

FIRST AID

IF IN EYES: Hold eye open and rinse slowly and gently with water for 15 – 20 minutes. Remove contact lenses, if present, after the first 5 minutes, then continue rinsing eye. **IF ON SKIN OR CLOTHING:** Take off contaminated clothing. Rinse skin immediately with plenty of water for 15 – 20 minutes.

IF SWALLOWED: Call a poison control center or doctor immediately for treatment advice. Have person sip a glass of water if able to swallow. Do not induce vomiting unless told to do so by the poison control center or doctor. Do not give anything by mouth to an unconscious person.

NOTE TO PHYSICIAN: Probable mucosal damage may contraindicate the use of gastric lavage.

Call a poison control center or doctor for treatment advice. Have the container or label with you when calling a poison control center or doctor, or going for treatment.

(Note to reviewer: If the container size is 5 gallons or greater, the following Environmental Hazards statements will be used:)

ENVIRONMENTAL HAZARDS

This pesticide is toxic to fish and aquatic invertebrates. Do not discharge effluent containing this product into lakes, streams, ponds, estuaries, oceans or other waters unless in accordance with the requirements of a National Pollutant Discharge Elimination System (NPDES) permit and the permitting authority has been notified in writing prior to discharge. Do not discharge effluent containing this product to sewer systems without previously notifying the local sewage treatment plant authority. For guidance, contact your State Water Board or Regional Office of the EPA.

**LONZA FORMULATION
DC-108N**

Disinfectant – Cleaner – Sanitizer – Fungicide –
Mildewstat - Virucide* - Deodorizer
for Hospitals, Institutional and Industrial Use

Effective in hard water up to 400 ppm hardness
(Calculated as CaCO₃) in the presence of 5% serum
contamination

Fresh / Clean / Lemon / Pine / Mint / Floral / Citrus
(scent) (fragrance) (scented) (odor)

Formulated for effective poultry premise sanitation
Formulated for effective swine premise sanitation

Active Ingredient:

Didecyl dimethyl ammonium chloride..... 15.36%
Other Ingredients 84.64%
Total: 100.00%

KEEP OUT OF REACH OF CHILDREN

DANGER PELIGRO

See (side) (left) (right) (back) panel for Precautionary
Statements and First Aid.

EPA Reg. No. 6836-205

EPA Est. No. *(as noted on the container)*

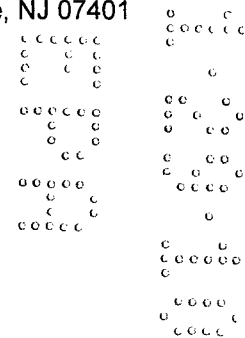
Net Contents *(as noted on the container)*

[Country of origin (insert country)]

[Manufactured in (insert country)]

[Barcode]

Manufactured by:
LONZA INC.
90 Boroline Road
Allendale, NJ 07401



(Note to reviewer: The following is considered optional marketing language.)

Concentrate (Concentrated)
Disinfects (Disinfectant)
Cleans (Cleaner)
Deodorizes (Deodorant)

(Cross-contamination is of major housekeeping concern not only in hospitals, but also in schools, institutions, and industry. LONZA FORMULATION DC-108N has been formulated to aid in the reduction of cross-contamination from treated surfaces in these areas.

LONZA FORMULATION DC-108N:

- Is a one-step disinfectant cleaner that is effective against a broad spectrum of bacteria, is virucidal* (including HIV-1 and HBV), fungicidal, and inhibits the growth of mold and mildew and their odors when used as directed.
- is an effective one-step sanitizer-cleaner for use on non-food contact surfaces.
- will deodorize surfaces in restrooms and toilet areas, behind and under sinks and counters, garbage cans and garbage storage areas, and other places where bacterial growth can cause mal odors.
- Is an effective fungicide against Trichophyton mentagrophytes (the athlete's foot fungus) when used on surfaces in areas such as locker rooms, dressing rooms, shower and bath areas and exercise facilities.
- contains no (phosphates or) phosphorous (compounds).
- is a no-rinse neutral pH disinfectant cleaner that disinfects, cleans and deodorizes in one labor-saving step.
- can be used with a mop and bucket, trigger sprayers, sponge, or by soaking.
- provides effective cleaning strength that will not dull most metal-interlock floor finishes, and does not require a rinse prior to recoat.
- improves labor results by effectively controlling odors.
- cleans, shines, deodorizes and disinfects hard nonporous household surfaces. Inhibits the growth mold and mildew, leaving bathrooms & kitchens clean and smelling fresh.
- kills household germs; effective against Pseudomonas aeruginosa (Pseudomonas), Staphylococcus aureus (Staph) and Streptococcus faecalis (Strep), Influenza A/PR Virus and Trichophyton mentagrophytes (Athlete's foot fungus) (Cause of Ringworm).
- is a neutral pH multi-surface cleaner, deodorizer, and disinfectant. Use on windows, mirrors, and other glass surfaces.

Use LONZA FORMULATION DC-108N

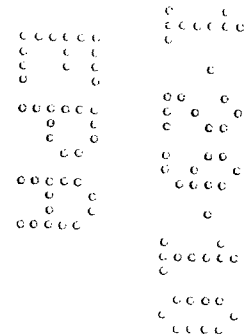
- for non-scratch cleaning of showers and tubs, shower doors and curtains, fixtures, and toilet bowls.
- in kitchens, bathrooms and other household areas.
- on the multi-touch surfaces responsible for cross-contamination.
- on glass surfaces including windows and mirrors.

LONZA FORMULATION DC-108N is used for Poultry Premise Sanitation (Hatcheries):

Chick Processing Area	Chick Holding Room
Egg Receiving Area	Egg Holding Area
Chick Loading Area	Tray Dumping Area
Setter Room	Hatchery Room
Poultry Buildings	

LONZA FORMULATION DC-108N is used for Swine Premise Sanitation:

Farrowing Barns & Areas	Dressing Plants
Blocks	Waterers and Feeders
Loading Equipment	Creep Area
Hauling Equipment	Nursery
Chutes	



(Note to reviewer: The following is considered optional marketing language.)

(AREAS OF USE:)

Use Lonza Formulation DC-108N in:

- Bathrooms
- Homes (households)
- Kitchens

- Dental offices
- Hospitals
- Medical Offices
- Nursing homes

- Day care centers
- Nurseries

- Bars
- Cafeterias
- Convenience stores
- Food processing plants
- Food storage areas
- Institutional kitchens
- Restaurants
- USDA inspected food processing facilities

- Athletic facilities
- Barber shops
- Business and office buildings
- Colleges
- Correctional facilities
- Dressing rooms
- Exercise facilities
- Factories
- Hotels
- Institutional facilities
- Institutions
- Locker rooms
- Motels
- Prisons
- Public facilities
- Public rest rooms
- Schools
- Shower and bath areas
- Salons

- Camp grounds
- Play ground equipment

- Animal laboratories
- Dairy farms
- Hog farms
- Kennels
- Poultry farms
- Pet animal quarters
- Pet shops
- Turkey farms
- Zoos

- Airports
- Airplanes
- Boats
- Buses
- Campers
- Cars
- Emergency vehicles
- Mobile homes
- Ships
- Taxis
- Trailers
- Trains
- Transportation terminals

(TYPES OF SURFACES:)

Use Lonza Formulation DC-108N on washable hard, nonporous surfaces of:

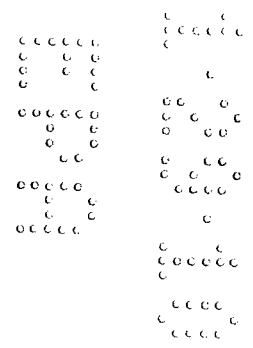
- Appliances
- Bathroom bowls
- Bathroom basins
- Bathroom fixtures
- Bathtubs
- Cabinets
- Cages
- Chairs
- Coils and drain pans of air conditioning and refrigeration equipment and heat pumps
- Conductive flooring
- Counters (countertops)
- Countertop laminates
- Desks
- Doorknobs
- Door handles
- Fiberglass bathtubs
- Fiberglass sinks
- Floors
- Floors, finished
- Floors, high speed burnished
- Garbage cans
- Highchairs
- Kennel runs
- Microwave ovens (exterior surfaces)
- Outdoor furniture

- Refrigerators (exteriors surfaces)
- Refrigerated storage and display equipment

- Showers
- Shower stalls
- Sinks (bathroom, kitchen)
- Stoves (stovetops)
- Tables, (picnic tables)
- Telephones
- Toilets
- Toilet bowls
- Toilet bowl surfaces
- Tubs
- Tiles, glazed
- Ultrasonic baths
- Urinals
- Walls
- Whirlpool bathtubs

Other hard nonporous surfaces made of:

- Formica®
- Glazed ceramic
- Glazed enameled surfaces
- Glazed porcelain
- Metal
- Plastic (such as polystyrene or polypropylene)
- Sealed stone
- Stainless steel
- Upholstery, vinyl and plastic
- Woodwork, finished



LONZA FORMULATION DC-108N is a (Hospital) Disinfectant at 1/2 oz. per gallon (4 mL per liter, 1:256 dilution), modified in the presence of 250 ppm hard water, and at 2/3 oz. per gallon (5 mL per liter, 1:200 dilution), modified in the presence of 400 ppm hard water.

LONZA FORMULATION DC-108N is Bactericidal according to the AOAC Use-Dilution Test method, Virucidal* according to the virucidal qualification on hard inanimate surfaces, Fungicidal according to the AOAC fungicidal test, modified in the presence of 5% organic serum against:

(Bacteria:)

Pseudomonas aeruginosa (Pseudomonas)
Salmonella enterica (Salmonella)
Staphylococcus aureus (Staph)

Acinetobacter baumannii
Brevibacterium ammoniagenes
Chlamydia psittaci
Enterobacter aerogenes
Enterobacter cloacae
Enterococcus (Streptococcus) faecalis-Methicillin-resistant
Enterococcus faecalis - Vancomycin-resistant (VRE)
Escherichia coli (E. coli)
Escherichia coli - Methicillin resistant
Enterococcus (Streptococcus) faecalis
Klebsiella pneumoniae
Klebsiella pneumoniae - Methicillin resistant
Proteus vulgaris
Salmonella schottmuelleri
Salmonella typhi
Salmonella typhimurium
Serratia marcescens
Shigella dysenteriae
Shigella flexneri
Shigella sonnei
Staphylococcus aureus - Methicillin resistant (MRSA)
Staphylococcus aureus - Vancomycin Intermediate Resistant (VISA)
Staphylococcus epidermidis (TYPO: Not approved)
Streptococcus pyogenes (Strep)

(Viruses:)

*Hepatitis B Virus
*Herpes Simplex Virus Type 1
*Herpes Simplex Virus Type 2
*HIV-1 (AIDS virus)
*Influenza A/PR Virus (Influenza)
*Rubella (Causative agent of German measles)
*Vaccinia Virus

(Fungi:)

Aspergillus niger
Candida albicans
Trichophyton mentagrophytes (Athlete's Foot Fungus)
(Cause of Ringworm)

LONZA FORMULATION DC-108N is a sanitizer for hard nonporous non-food contact surfaces at 1/2 - 2/3 oz. per gallon (4 - 5 mL per liter) against:

Enterobacter aerogenes *Staphylococcus aureus*

(Note to reviewer: the following is considered optional marketing language:)

- Respiratory illnesses attributable to Pandemic 2009 H1N1 are caused by influenza A virus. This product (Product Name) is a broad-spectrum hard surface disinfectant that has been shown to be effective against (influenza A virus tested and listed on the label) and is expected to inactivate all influenza A viruses including Pandemic 2009 H1N1 (formerly called swine flu).
- This product has demonstrated effectiveness against influenza A virus and is expected to inactivate all influenza A viruses including Pandemic 2009 H1N1 influenza A virus.
- This product has demonstrated effectiveness against (influenza A virus tested and listed on the label) and is expected to inactivate all influenza A viruses including Pandemic 2009 H1N1 (formerly called swine flu).
- Kills Pandemic 2009 H1N1 influenza A virus (formerly called swine flu).
- Kills Pandemic 2009 H1N1 influenza A virus.

DIRECTIONS FOR USE:

It is a violation of Federal law to use this product in a manner inconsistent with its labeling.

Preparation of use-solution:

For water hardness up to 250 ppm add 1/2 oz. per gallon (4 mL per liter) of water (1:256).
For water hardness up to 400 ppm add 2/3 oz. per gallon (5 mL per liter) of water (1:200).
For heavy duty use, add 2 oz. per gallon (16 mL per liter) of water (1:64).

DISINFECTION / *VIRUCIDAL / FUNGICIDAL DIRECTIONS:

Apply use-solution to hard nonporous surfaces thoroughly wetting surfaces with a cloth, mop, sponge, or sprayer.

Treated surfaces must remain wet for 10 minutes (2 minutes for disinfection against all viruses claimed except HBV). Wipe dry with a clean cloth or sponge or allow to air dry. For heavily soiled areas, a preliminary cleaning is required.

For sprayer applications, use a coarse spray device. Spray 6 - 8 inches from surface; rub with brush, sponge or cloth. Do not breathe spray.

Prepare a fresh solution daily or more often if the use solution becomes diluted or soiled.

Rinse all surfaces that come in contact with food such as countertops, appliances, tables and stove tops with potable water before reuse. Do not use on utensils, glassware and dishes.

(Note for reviewer: For labels that list medical premises and metal and / or stainless steel surfaces, one of the following statements must be used :)

This product is not to be used as a terminal sterilant / high-level disinfectant on any surface or instrument that (1) is introduced directly into the human body, either into or in contact with the bloodstream or normally sterile areas of the body, or (2) contacts intact mucous membranes but which does not ordinarily penetrate the blood barrier or otherwise enter normally sterile areas of the body. This product may be used to preclean or decontaminate critical or semi-critical medical devices prior to sterilization or high-level disinfection.

(or)

This product is not for use on medical device surfaces.

MOLD AND MILDEW CONTROL DIRECTIONS:

To control the growth of mold and mildew and their odors on hard, nonporous surfaces, apply use-solution to thoroughly wet all treated surfaces completely. Let air dry. Repeat application weekly or when growth or odor reappears.

***KILLS HIV and HBV ON PRECLEANED ENVIRONMENTAL SURFACES / OBJECTS PREVIOUSLY SOILED WITH BLOOD / BODY FLUIDS** in health care settings or other settings in which there is an expected likelihood of soiling of inanimate surfaces / objects with blood or body fluids and in which the surfaces / objects likely to be soiled with blood or body fluids can be associated with the potential for transmission of Human Immunodeficiency Virus Type 1 (HIV-1) (associated with AIDS) or Hepatitis B Virus (HBV).

SPECIAL INSTRUCTIONS FOR CLEANING AND DECONTAMINATION AGAINST HIV-1 OR HBV ON SURFACES / OBJECTS SOILED WITH BLOOD / BODY FLUIDS.

Personal Protection: Clean-up must always be done wearing protective gloves, gowns, masks and eye protection.

Cleaning Procedure: Blood and other body fluids containing HIV or HBV must be thoroughly cleaned from surfaces and objects before application of Lonza Formulation DC-108N.

Contact Time:

For HIV: Use 1/2 oz. of Lonza Formulation DC-108N per gallon of water (4 mL per liter). Leave surfaces wet for 2 minutes.

For HBV: Use 2/3 oz. of Lonza Formulation DC-108N per gallon of water (5 mL per liter). Leave surfaces wet for 10 minutes.

For disinfection against all other bacteria and fungi claimed: Use a 10-minute contact time.

Disposal of infectious materials: Blood, body fluids, cleaning materials and clothing must be autoclaved and disposed of according to local regulations for infectious waste disposal.

NON-ACID TOILET BOWL AND URINAL DISINFECTANT / CLEANER DIRECTIONS:

Remove heavy soil prior to disinfection.

From concentrate:

Add 1/2 - 2/3 oz. (15 - 20 mL) to the toilet bowl and mix. Brush thoroughly over exposed surfaces and under the rim with a cloth, mop or sponge. Allow to stand for 10 minutes and flush.

From use-solution:

Empty toilet bowl or urinal and apply 1/2 - 2/3 oz. per gallon (4 - 5 mL per liter) use-solution to exposed surfaces including under the rim with a cloth, mop, sponge or sprayer. Brush or swab thoroughly. Allow to stand for 10 minutes and flush.

For Heavy-duty use:

Empty toilet bowl or urinal and apply 2 oz. per gallon (16 mL per liter) use-solution to exposed surfaces including under the rim with a cloth, mop, sponge or sprayer. Brush or swab thoroughly. Allow to stand for 10 minutes and flush.

GLASS CLEANING / DEODORIZING DIRECTIONS:

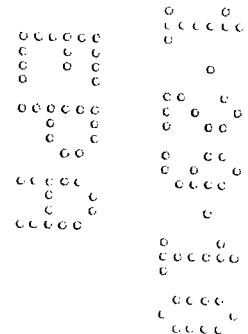
Add 0.25 - 1 oz. per gallon (2 - 8 mL per liter) of water to clean and deodorize windows, mirrors, and glass surfaces.

For sprayer application, use a coarse spray device. Spray 6 - 8 inches from surface; rub with sponge or cloth. Do not breathe spray.

SALON (BARBER) INSTRUMENTS AND TOOLS DISINFECTION (BACTERICIDE) / VIRUCIDE / FUNGICIDE DIRECTIONS:

Mix 1/2 - 2/3 oz. of Lonza Formulation DC-108N per gallon of water (or equivalent dilution) to disinfect hard, nonporous instruments and tools. Completely immerse combs, brushes, rollers, razors, scissors, blades, manicure and other salon instruments and tools for 10 minutes. For heavily soiled instruments and tools, a preliminary cleaning is required. Rinse thoroughly and dry before use. Prepare a fresh solution daily or more often if the solution becomes visibly diluted, cloudy or soiled.

Note: Plastics may remain immersed until ready to use. Stainless steel shears and instruments must be removed after 10 minutes, rinsed, dried and kept in a clean, non-contaminated receptacle. Prolonged soaking may cause damage to metal instruments.



ULTRASONIC BATH DISINFECTANT DIRECTIONS:

Use **Lonza Formulation DC-108N** to disinfect hard nonporous non-critical instruments / objects compatible with Ultrasonic cleaning units.

Pour fresh use-solution of 1/2 - 2/3 oz. of **Lonza Formulation DC-108N** per gallon of water (or equivalent dilution) directly into bath chamber. Preclean soiled objects. Place objects into unit and operate for a minimum of 10 minutes, according to manufacturer's use directions. Remove objects and rinse with sterile water (sterile water for injection), or allow to air dry. Prepare a fresh solution for each use.

WHIRLPOOL BATH DISINFECTION DIRECTIONS:

After using whirlpool unit, drain and fill with a use solution of 1/2 - 2/3 oz. of **Lonza Formulation DC-108N** per gallon of water to just cover the intake valve. Start the pump to circulate the solution. Wash down the unit sides, seat of the chair lift, and any related equipment with a clean swab, brush or sponge. Treated surfaces must remain wet for 10 minutes. After the unit has been thoroughly disinfected, drain the solution from the unit and rinse disinfected surfaces with fresh water.

Repeat for heavily soiled units.

DIRECTIONS FOR FOOD PROCESSING PLANTS:

For use on non-food contact surfaces such as floors, walls, tables, garbage cans and disposal areas. Before using this product, food products and packaging materials must be removed or carefully protected. Then follow disinfection directions.

DIRECTIONS FOR FOOD STORAGE AREAS:

For use on non-food contact surfaces such as shelves, floors, walls and tables: Before using this product, food products and packaging materials must be removed from the room or carefully protected. Then follow disinfection directions.

DIRECTIONS FOR SANITIZING NON-FOOD CONTACT SURFACES:

Add 1/2 - 2/3 oz. per gallon (4 - 5 mL per liter) of water, to sanitize hard nonporous surfaces. Treated surfaces must remain wet for 60 seconds. Wipe dry with a clean cloth or sponge or allow to air dry.

POULTRY AND SWINE PREMISE DISINFECTION DIRECTIONS:

SITE PREPARATION:

The first step in any on-going sanitation program should be the removal of gross contamination and debris. This may be accomplished using a shovel, broom, or vacuum depending on the area to be disinfected. The efficacy of even the most efficient germicidal cleaner is reduced in the presence of heavy organic matter. Once the heavy debris is eliminated, disinfection can be accomplished in one easy step.

CLEANING:

For all general cleaning use 1/2 - 2/3 oz. of **LONZA FORMULATION DC-108N** per gallon of water. Apply with a cloth, mop, or pressure sprayer so as to thoroughly wet surfaces. Wipe dry with a clean cloth or sponge or allow to air dry.

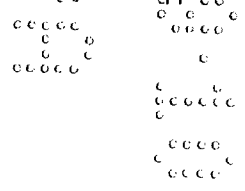
DISINFECTION:

Remove all animals and feeds from premises, vehicles, trucks, and enclosures such as coops, and crates. Remove all litter, droppings and manure from floors, walls and surfaces of barns, pens, stalls, chutes and other facilities occupied or traversed by animals. Empty all troughs, racks and other feeding and watering appliances. Thoroughly clean all surfaces with soap or detergent and rinse with water. Use 1/2 - 2/3 oz. of **LONZA FORMULATION DC-108N** per gallon of water. Saturate surfaces with the disinfecting solution for 10 minutes. Immerse all halters, ropes, and other types of equipment used in handling and restraining animals, as well as forks, shovels, and scrapers used for removing litter and manure. Wipe or allow to air dry. Ventilate buildings, coops, and other closed spaces. Do not house animals or employ equipment until treatment has been absorbed, set or dried. Thoroughly scrub treated feed racks, troughs, automatic feeders, fountains and waterers with soap or detergent, and rinse with potable water before reuse.

HATCHERIES: Use 1/2 - 2/3 oz. of **LONZA FORMULATION DC-108N** per gallon of water to treat hatchers, setters, trays, racks, carts, sexing tables, delivery trucks and other hard surfaces. Leave all treated surfaces wet for 10 minutes or more. Wipe dry with a clean cloth or sponge or allow to air dry.

VEHICLES: Clean all vehicles including mats, crates, cabs, and wheels with water and **LONZA FORMULATION DC-108N**. Use 1/2 - 2/3 oz. per gallon to treat all vehicles. Leave all treated surfaces wet for 10 minutes or more. Wipe dry with a clean cloth or sponge or allow to air dry.

SHOE BATH SANITIZER DIRECTIONS: To prevent cross contamination into animal areas, shoe baths containing one inch of freshly made solution should be placed at all entrances to buildings and hatcheries. Scrape waterproof shoes and place in a 1/2 oz. per gallon of water solution for 60 seconds prior to entering area. Change the solution in the bath daily or more often if the solution appears diluted or soiled.



DRESSING PLANT DISINFECTION DIRECTIONS: Disinfect equipment, utensils, walls and floors in poultry and animal dressing plants. Disinfect ofal rooms, exterior walls and loading platforms of dressing plants. Cover or remove all food and packaging materials. Remove all heavy soils prior to application. Saturate all surfaces with a 1/2 oz. per gallon use solution. Scrub to loosen all soils. Allow to soak for 10 minutes and thoroughly rinse all wetted and cleaned surfaces with potable water. Allow to air dry.

SANITIZING HATCHERY ROOMS USING FOGGING DEVICES

Remove all animals and feed from premises, vehicles and enclosures. Remove all litter and manure from floors, walls and surfaces of the room to be treated. Empty all troughs, racks and other feeding and watering appliances. Thoroughly clean all surfaces with soap or detergent and rinse with water. Close room off so fog is confined to room to be treated. Wear a dust mist respirator when mixing the use solution and pouring it into the fogging apparatus. Mix one part **LONZA FORMULATION DC-108N** to five parts water (1/2 gallon of **LONZA FORMULATION DC-108N** to 2.5 gallons water). Insert the nozzle of the fogger through a suitable opening into the room. With the setting in maximum output, fog for one minute for each 4000 cubic feet of space in the room. When fogging is completed, ventilate buildings, and other closed spaces. Do not house livestock or employ equipment until treatment has been absorbed or dried. Thoroughly scrub all treated feed racks, mangers, troughs, automatic feeders, fountains and waterers with soap or detergent, and rinse with potable water before reuse.

SANITIZING INCUBATORS AND HATCHERS USING FOGGING DEVICES

Wear a dust mist respirator when mixing the use solution and pouring it into the fogging apparatus. Mix 6 oz. of **LONZA FORMULATION DC-108N** to 122 oz. of water. Fog 3 - 8 oz. of use-solution into setters and hatchers immediately after transfer. Repeat daily in setters and every 12 hours in hatchers. Discontinue hatcher treatments at least 24 hours prior to pulling the hatch. Do not allow people to contact or breathe this fog and do not enter until the fog has settled (30 - 60 minutes after fogging is completed). It is acceptable to fog setters and hatchers with a 1/2 - 2/3 oz. per gallon of water solution of **LONZA FORMULATION DC-108N** on an hourly or every other hour basis. If this is done, fog for 30 - 90 seconds once per hour or once every two hours. When fogging is completed, ventilate buildings, and other closed spaces. Do not house livestock or employ equipment until treatment has been absorbed or dried. Thoroughly scrub all treated feed racks, mangers, troughs, automatic feeders, fountains and waterers with soap or detergent, and rinse with potable water before reuse.

NOTE: The fog generated is irritating to the eyes, skin and mucous membranes. Under no circumstances must a room or building be entered by anyone within two hours of the actual fogging and a minimum of 4 air exchanges (ACH) per hour in the facility. If the building must be entered, then the individuals entering the building must wear a self contained respirator approved by NIOSH/MSHA, goggles, long sleeves and long pants.

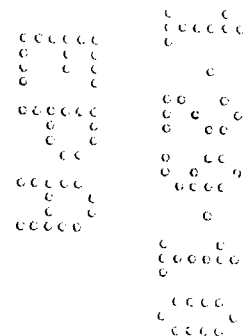
FOGGING IS TO BE USED AS AN ADJUNCT TO ACCEPTABLE MANUAL CLEANING AND DISINFECTING OR ROOM AND MACHINE SURFACES.

VETERINARY PRACTICE / ANIMAL CARE / ANIMAL LABORATORY / ZOOS / PET SHOP / KENNELS DISINFECTION DIRECTIONS:

For cleaning and disinfecting the following hard nonporous surfaces: equipment used for animal food or water, utensils, instruments, cages, kennels, stables and catteries. Remove all animals and feeds from premises, animal transportation vehicles, crates, etc. Remove all litter, droppings and manure from floors, walls and surfaces of facilities occupied or traversed by animals. Empty all feeding and watering appliances. Thoroughly clean all surfaces with soap or detergent and rinse with water. Saturate surfaces with a use-solution of 1/2 - 2/3 oz. of **LONZA FORMULATION DC-108N** per gallon of water (or equivalent dilution) for a period of 10 minutes. Immerse all halters, ropes, and other types of equipment used in handling and restraining animals as well as forks, shovels, and scrapers used for removing litter and manure. Wipe or allow to air dry. Rinse all surfaces that come in contact with food, including equipment used for feeding or watering, with potable water before reuse. Ventilate buildings and other closed spaces. Do not house animals or employ equipment until treatment has been absorbed, set or dried.

FARM PREMISE USE:

Remove all animals and feed from premises, vehicles and enclosures. Remove all litter and manure from floors, walls and surfaces of barns, pens, stalls, chutes and other facilities and fixtures occupied or traversed by animals. Empty all troughs, racks and other feeding and watering appliances. Thoroughly clean surfaces with soap or detergent and rinse with water. Saturate surfaces with a use-solution of 1/2 - 2/3 oz. of **LONZA FORMULATION DC-108N** per gallon of water (or equivalent dilution) for a period of 10 minutes. Immerse all halters, ropes and other types of equipment used in handling and restraining animals as well as forks, shovels and scrapers used for removing litter and manure. Ventilate buildings, cars, trucks, boats and other closed spaces. Do not house livestock or employ equipment until treatment has been absorbed, set or dried. Thoroughly scrub all treated feed racks, mangers, troughs, automatic feeders, fountains and waterers with soap or detergent, and rinse with potable water before reuse.



(Note to reviewer: For Nonrefillable Containers, Label has Household and Residential Uses)

STORAGE AND DISPOSAL

Store in original container in areas inaccessible to children.

Nonrefillable container. Do not reuse or refill this container. Wrap [container] and put in trash or offer for recycling if available.

(or)

Nonrefillable container. Do not reuse or refill this container. Wrap [container] and put in trash or offer for reconditioning if appropriate.

(Note to reviewer: For Nonrefillable Containers for commercial, industrial, and institutional uses – all sizes – No Reuse Rinsate Statement for Public Health Use products)

STORAGE AND DISPOSAL

Do not contaminate water, food or feed by storage or disposal.

Pesticide Storage: Open dumping is prohibited. Store in original container in areas inaccessible to children.

Pesticide Disposal:

Pesticide wastes are acutely hazardous. Improper disposal of excess pesticide, spray mixture or rinsate is a violation of Federal Law. If these wastes cannot be disposed of by use according to label instructions, contact your State Pesticide or Environmental Control Agency, or the Hazardous Waste representative at the nearest EPA Regional Office for guidance.

Container Disposal:

Nonrefillable container. Do not reuse or refill this container. Clean container promptly after emptying.

(Plastic and Metal Containers:) Triple rinse as follows: Fill container ¼ full with water and reclose the container. Agitate vigorously, and dispose of rinsate consistent with pesticide disposal instructions. Repeat two more times. Then offer for recycling if available or puncture and dispose in sanitary landfill or by other procedures approved by state and local authorities. Follow pesticide disposal instructions for rinsate. If not triple rinsed, these containers are acute hazardous wastes and must be disposed in accordance with local, state, and federal regulations.

(For metal containers only: DO NOT cut or weld metal containers.)

(Bag in Box Containers:) Completely empty bag into application equipment. Then offer for recycling if available or dispose of in a sanitary landfill, or by incineration, or by other procedures allowed by state and local authorities.

