

6836-165

08/31/2009

1/10

UNITED STATES ENVIRONMENTAL PROTECTION AGENCY

AUG 31 2009

Ms. Joanna Holcombe
Agent for Lonza, Inc.
122 C Street, NW, Suite 740
Washington, DC 20001

Subject: **Lonza Formulation L-7**
EPA Registration Number 6836-165
Application Dated May 29, 2009
EPA Received Date June 2, 2009

Dear Ms. Holcombe:

The following label revisions submitted in connection with registration under the Federal Insecticide, Fungicide and Rodenticide Act (FIFRA), as amended, is acceptable with the following comments.

Proposed Amendment:

- Update Storage and Disposal

Label Comments:

1) The "Storage and Disposal" Statement for commercial/industrial/institutional uses must read:

Storage and Disposal

Pesticide Storage: Label language acceptable

Pesticide Disposal: Label Language acceptable

Container Disposal: Nonrefillable container. Do not reuse or refill container. Clean container promptly after emptying.

(Containers 5 gallons or less [please note statements same for plastic and metal containers])

Triple rinse as follows: Fill container 1/4 full with water and recap. Agitate vigorously. Follow Pesticide Disposal instructions for rinsate disposal. Drain for 10 seconds after the flow begins to drip. Repeat procedure two more times. Then offer for recycling or reconditioning. If not available, puncture and dispose in a sanitary landfill

CONCURRENCES

SYMBOL							
SURNAME							
DATE							

(Container greater than 5 gallons [please note statements same for plastic and metal containers])

Triple rinse as follows: Fill container $\frac{1}{4}$ full with water. Tip container on its side and roll it back and forth, ensuring at least one complete revolution for 30 seconds. Stand the container on its end and tip it back and forth several times. Turn the container over onto its other end and tip it back and forth several times. Empty the rinsate into the application equipment or mix tank or store rinsate for later use or disposal. Repeat this procedure two more times. Then offer for recycling or reconditioning. If not available, puncture and dispose in a sanitary landfill.

(For Bag in Box Containers): Proposed language acceptable.


- 2) Revise the first statement under the Environmental Hazards to be in agreement with the DDAC RED by stating "This pesticide is toxic to fish, aquatic invertebrates.

General Comments:

A stamped copy of the acceptable labeling is enclosed. Submit one (1) copy of your final printed labeling before distributing or selling the product bearing the revised labeling.

Should you have any questions or comments concerning this letter, please contact Drusilla Copeland at (703) 308-6224.

Sincerely,



Velma Noble
Product Manager (31)
Regulatory Management Branch I
Antimicrobials Division (7510P)

Enclosure: stamped label

**Precautionary Statements
Hazards to Humans and Domestic Animals**

DANGER. Corrosive. Causes irreversible eye damage. Do not get in eyes or on clothing. Avoid contact with skin. Wear protective eyewear (goggles, face shield or safety glasses) and protective gloves (rubber, chemical resistant) when handling. Harmful if swallowed. Wash thoroughly with soap and water after handling. Remove contaminated clothing and wash clothing before reuse.

FIRST AID

IF IN EYES: Hold eye open and rinse slowly and gently with water for 15 – 20 minutes. Remove contact lenses, if present, after the first 5 minutes, then continue rinsing eye.

IF ON SKIN OR CLOTHING: Take off contaminated clothing. Rinse skin immediately with plenty of water for 15 – 20 minutes.

IF SWALLOWED: Call a poison control center or doctor immediately for treatment advice. Have person sip a glass of water if able to swallow. Do not induce vomiting unless told to do so by the poison control center or doctor. Do not give anything by mouth to an unconscious person.

Call a poison control center or doctor for treatment advice. Have the product container or label with you when calling a Poison Control Center or doctor or going for treatment.

(If container size is 5 gallons or greater, use the following Environmental Hazards statements:)

ENVIRONMENTAL HAZARDS

Do not discharge effluent containing this product into lakes, streams, ponds, estuaries, oceans or other waters unless in accordance with the requirements of a National Pollutant Discharge Elimination System (NPDES) permit and the permitting authority has been notified in writing prior to discharge. Do not discharge effluent containing this product to sewer systems without previously notifying the local sewage treatment plant authority. For guidance, contact your State Water Board or Regional Office of the EPA.

**ACCEPTED
with COMMENTS
in EPA Letter Dated:**

AUG 31 2009
Under the Federal Insecticide,
Fungicide, and Rodenticide Act as
amended, for the pesticide,
registered under EPA Reg. No. **6836-165**

LONZA FORMULATION L-7

Disinfectant – Deodorant - Cleaner

Multi-Purpose Odor Counteractant Cleaner

Kills Pseudomonas, Salmonella and Staphylococcus

Virucidal*

Citrus / Floral / Pine / Mint / Lemon / Eucalyptus / Fresh /
Clean (Scent)(Odor)(Fragrance)

Active Ingredient:

Alkyl (C ₁₄ 58%, C ₁₆ 28%, C ₁₂ 14%) dimethyl benzyl ammonium chloride	2.00%
Other Ingredients	98.00%
Total	100.00%

KEEP OUT OF REACH OF CHILDREN

DANGER


PELIGRO:

Si no sabe inglés,
pida instrucciones a su supervisor
antes de usar este producto.

SEE LEFT / SIDE / RIGHT / BACK PANEL FOR
ADDITIONAL PRECAUTIONARY STATEMENTS
AND FIRST AID

EPA Reg. No. 6836-165
EPA Est. No. (as indicated on container)
Net Contents (as indicated on container)
[Country of origin (insert country)]
[Manufactured in (insert country)]
[Barcode]

Lonza Inc.
90 Boroline Road
Allendale, NJ 07401



(Note to reviewer: The following is considered optional marketing language.)

For use in households.
For residential use. For use in homes.
For use all around the house. Easy to Use!
Cleans (Cleaner)
Deodorizes (Deodorizer)
Disinfects (Disinfectant)
Concentrate (Concentrated)
Kills many household germs*

*effective against [kills] *Pseudomonas aeruginosa* (pseudomonas), *Staphylococcus aureus* (staph) and *Streptococcus pyogenes* (strep), and Influenza A/Brazil.

Removes Ugly Mildew Stains!

Eliminates odors.

Eliminates pet odors. Destroys odors!

Contains no dyes. (for dye free formulas only)

No dyes added. Dye-free. (for dye free formulas only)

Concentrate - Makes 25 gallons at 5 oz. per gallon (for one gallon size only)

Concentrated - Makes up to 32 gallons at 4 oz./gallon (for one-gallon size only).

This product contains no (phosphates) (or) phosphorous (compounds).

Cross-contamination is of major housekeeping concern not only in hospitals, but in schools, institutions, and industry. **Lonza Formulation L-7** has been formulated to aid in the reduction of cross-contamination in these areas.

When used as directed, **Lonza Formulation L-7** will deodorize surfaces in toilet areas, behind and under sinks and counters, garbage cans and garbage storage areas, and other places where bacterial growth can cause malodors.

Lonza Formulation L-7 reduces the surface tension of water, improving its wettability. Microbes are capable of mass reproduction in sub-visible pores and cracks of surfaces. The excellent wettability of **Lonza Formulation L-7** improves the penetration of the use solution into areas that otherwise might not be reached.

Lonza Formulation L-7 is effective against a wide variety of gram positive and gram-negative bacteria. It is also an excellent deodorant and is especially effective in controlling odors that are bacterial in origin and has a pleasant lemon (mint) odor.

Lonza Formulation L-7 mixes with water to form clear, stable use solutions. Use solutions are non-corrosive and non-staining to plastic, vinyl, synthetics, enamel, glazed tile and most common metals.

Lonza Formulation L-7 is for use with a mop and bucket, trigger sprayers, sponge, or by soaking.

Lonza Formulation L-7 provides effective cleaning strength that will not dull most metal-interlock floor finishes, and does not require a rinse prior to recoat.

Lonza Formulation L-7 improves labor results by effectively controlling odors.

Lonza Formulation L-7 provides long lasting freshness against tough (pet) odors such as odors from litter boxes and pet accidents.

Lonza Formulation L-7 cleans, shines, deodorizes and disinfects all precleaned nonporous household surfaces, inhibits the growth of mold and mildew, leaving surfaces in the house including bathrooms & kitchens clean and smelling fresh.

Lonza Formulation L-7 is for non-scratch cleaning of showers and tubs, shower doors and curtains, fixtures, and toilet bowls.

Lonza Formulation L-7 is for use in kitchens, bathrooms and other household areas.

Lonza Formulation L-7 is for use in Ultrasonic baths.

Lonza Formulation L-7 is for use in Whirlpool bathtubs

Lonza Formulation L-7 kills household germs*; *effective against [kills] *Pseudomonas aeruginosa* (pseudomonas), *Staphylococcus aureus* (staph) and *Streptococcus pyogenes* (strep), and Influenza A/Brazil.

Lonza Formulation L-7 is a neutral pH multi-surface cleaner, and deodorizer.

Use **Lonza Formulation L-7** on the multi-touch surfaces responsible for cross-contamination.

Use **Lonza Formulation L-7** on finished floors, high speed burnished floors, conductive flooring, tables, chairs, bathroom bowls, basins, counter tops, bed rails, door knobs and handles, glass surfaces including windows and mirrors.

Lonza Formulation L-7 is a balanced formulation combining Lonza's true odor counteractants, a non-ionic synthetic detergent, a quaternary ammonium compound, chelating agents and synergizing builders...for effective cleaning, and deodorizing when used as directed.

Lonza Formulation L-7 is effective at controlling mold and mildew odor on mattresses, pillows and shower curtains.

Lonza Formulation L-7 is for use in the laundry to control odors on musty bedding and linens. Test on a small inconspicuous area before using.

Lonza Formulation L-7 is for use on mildew stains in damp areas such as bathrooms, showers, kitchens, basements and laundry rooms.

Lonza Formulation L-7 is for use in work areas such as tool rooms and garages for odor control and light duty cleaning.

Lonza Formulation L-7 is used to remove odors caused by flooding and smoke from fires.

Lonza Formulation L-7 leaves a clean fresh scent.

(Note to reviewer: The following is considered optional marketing language.)

(AREAS OF USE:)

Use Lonza Formulation L-7 in:

- Bathrooms
- Homes [Households]
- Kitchens
- Dental offices
- Health Care Facilities
- Hospitals
- Medical Offices
- Nursing homes
- Day care centers
- Nurseries
- Bars
- Cafeterias
- Convenience stores
- Food processing plants
- Food storage areas
- Institutional kitchens
- Restaurants
- USDA inspected food processing facilities
- Athletic facilities
- Barber shops
- Business and office buildings
- Colleges
- Correctional facilities
- Dressing rooms
- Exercise facilities
- Factories
- Hotels
- Institutional facilities
- Institutions
- Locker rooms
- Motels
- Prisons
- Public facilities
- Public rest rooms
- Schools
- Shower and bath areas
- Salons [Beauty]
- Tanning Salons
- Camp grounds
- Play ground equipment

- Animal laboratories
- Dairy farms
- Farms
- Hog farms
- Kennels
- Poultry farms
- Pet animal quarters
- Pet shops
- Turkey farms
- Zoos

- Airplanes
- Airports
- Boats
- Buses
- Campers
- Cars
- Emergency vehicles
- Mobile homes
- Ships
- Taxis
- Trailers
- Trains
- Transportation terminals

(TYPES OF SURFACES:)

Use Lonza Formulation L-7 on washable hard, nonporous surfaces of:

- Appliances, exteriors of
- Bathroom fixtures
- Bathtubs [Fiberglass]
- Cabinets
- Cages
- Chairs
- Coils and drain pans of air conditioning and refrigeration equipment and heat pumps
- Conductive flooring
- Counters [countertops]
- Countertop laminates
- Desks
- Doorknobs
- Floors
- Garbage cans
- Highchairs
- Kennel runs
- Microwave ovens, exteriors of
- Outdoor [patio] furniture except cushions and wood frames.
- Refrigerators, exteriors of
- Refrigerated storage and display equipment


- Showers
- Shower stalls [Fiberglass]
- Sinks [bathroom] [kitchen] [Fiberglass]
- Stoves [stovetops]
- Tables [Non-wooden picnic tables]
- Tanning beds
- Telephones
- Toilets
- Toilet bowls
- Toilet bowl surfaces
- Tubs [Fiberglass]
- Tiles, glazed
- Ultrasonic baths
- Urinals
- Walls
- Whirlpool bathtubs

Other hard nonporous surfaces made of:

- Glazed ceramic
- Glazed enameled surfaces
- Glazed porcelain
- Laminated surfaces
- Metal
- Plastic (such as polystyrene or polypropylene)
- Sealed stone
- Stainless steel
- Upholstery, vinyl and plastic
- Woodwork, finished

Non-critical medical device surfaces:

- Beds [Medical] [Hospital]
- Bed frames
- Bed rails
- Crutches
- Non-critical [hospital] [medical] equipment surfaces
- [Medical] Examining tables
- [Medical] [Hospital] Lamps
- [Medical] [Hospital] Scales
- Stands
- Stethoscopes
- Walkers
- Wheel chairs



(Note to reviewer: The following is considered optional marketing language.)

Lonza Formulation L-7 is intended primarily as a premium cleaner where disinfection and true odor counteraction are also indicated. It is excellent for washing hard nonporous surfaces such as glazed porcelain, glazed tile, glass, stainless steel, chrome, rubber, plastic, metal, and does not damage washable painted, varnished or lacquered surfaces. It is for use on nonporous surfaces such as walls, tables, floors, chairs, counter tops, bathroom fixtures, sinks, shelves, racks, carts, exterior surfaces of refrigerators, and other similar surfaces. Because **Lonza Formulation L-7** rinses spot-free, it is particularly suitable for linoleum, rubber sealed cork, vinyl and asphalt tile floors. It has outstanding rinsing qualities and is an excellent cleaner for marble or terrazzo.

Lonza Formulation L-7 is recommended for use on conductive flooring. For other specialized cleaning and disinfecting operations, consult your local (**Company**) representative.

Lonza Formulation L-7 is for use in (Areas of Use:): hospitals, homes, medical and dental offices, nursing homes, day care centers, nurseries, restaurants, restaurants and bars, cafeterias, institutional kitchens, food storage areas, institutional facilities, public rest rooms, institutions, offices, schools, athletic facilities, beauty salons, camp grounds, play grounds, public facilities, farms, food processing plants, transportation terminals, hotels and motels, factories, business and office buildings, boats, ships, campers, trailers, mobile homes, cars, buses, trains, taxis, airplanes, health care facilities, colleges, veterinary clinics, animal life science laboratories, industrial facilities, recreational facilities, retail and wholesale establishments.

Lonza Formulation L-7 is for use on the following washable hard nonporous surfaces: countertops, stovetops, exhaust fans, sinks, appliances, exterior surfaces of refrigerators, tables, picnic tables, chairs, desks, telephones, highchairs, washable walls, cabinets, doorknobs, (fiberglass) shower stalls, (fiberglass) tubs and glazed tiles, toilets, glazed porcelain tiling, garbage cans, stainless steel, enameled surfaces, finished woodwork, Formica®, vinyl, and plastic upholstery, bathtubs, (fiberglass) shower stalls, sinks, urinals, toilet bowls, toilet bowl surfaces, related fixtures, walls, floors and hard nonporous surfaces made of metal, stainless steel, glazed porcelain, glazed ceramic, sealed stone and plastic.

Lonza Formulation L-7 kills common germs such as Escherichia coli (E. coli), Staphylococcus aureus (Staph), Salmonella enterica (Salmonella), Streptococcus pyogenes (Strep) and Influenza A/Brazil (Influenza) on pre-cleaned environmental surfaces. Prevents the growth of odor causing bacteria.

Lonza Formulation L-7 is a Hospital Disinfectant for pre-cleaned surfaces at 5 ounces per gallon; is Bactericidal according to the AOAC Use-Dilution Test method, Virucidal* according to the virucidal qualification, a Mildewstat according to Mildewstat guidelines, against:

(Bacteria:)

Pseudomonas aeruginosa (Pseudomonas)
Salmonella enterica (Salmonella)
Staphylococcus aureus (Staph)

Enterobacter aerogenes
Escherichia coli (E. coli)
Shigella sonnei
Streptococcus pyogenes (Strep)
Staphylococcus aureus - Methicillin-Resistant [MRSA]

(*Viruses:)

*Herpes Simplex Type 2
*HIV-1 (AIDS Virus)
*Influenza A/Brazil (Influenza)

(Fungi:)

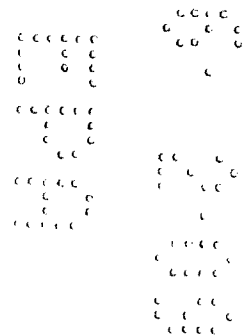
Aspergillus niger
Candida albicans

Lonza Formulation L-7 neutralizes musty odors and tough odors from smoke, pet accidents, and spills on contact.

Lonza Formulation L-7 controls (reduces)(eliminates) (neutralizes)(destroys) odors to make your home (kitchen) (bathroom) sanitary.

Lonza Formulation L-7 is specially formulated to effectively eliminate offensive odors caused by mold and mildew.

Lonza Formulation L-7 is effective against household germs and odors caused by animal waste, septic tank or sewage backup, smoke and bathroom and kitchen odors.



Directions for Use

It is a violation of Federal law to use this product in a manner inconsistent with its labeling.

Preparation of use-solution:

Add 5 oz. per gallon of water, to disinfect hard, precleaned nonporous surfaces.

Disinfection/*Virucidal Directions:

Remove gross filth or heavy soil, then thoroughly clean surfaces. Apply use-solution to hard nonporous surfaces, thoroughly wetting surfaces with a cloth, mop, sponge, or sprayer.

For sprayer applications, use a coarse spray device. Spray 6-8 inches from surface, rub with brush, sponge or cloth. Avoid breathing spray.

Treated surfaces must remain wet for 10 minutes. Wipe dry with a clean cloth or sponge or let air dry.

Rinse all surfaces that come in contact with food such as countertops, appliances, tables and stovetops with potable water before reuse. Do not use on utensils, glassware or dishes.

Prepare a fresh solution daily or more often if the use-solution becomes visibly diluted or soiled.

(Note for reviewer: For labels that list medical premises and metal and / or stainless steel surfaces, one of the following statements must be used.)

This product is not to be used as a terminal sterilant/high level disinfectant on any surface or instrument that (1) is introduced directly into the human body, either into or in contact with the bloodstream or normally sterile areas of the body, or (2) contacts intact mucous membranes but which does not ordinarily penetrate the blood barrier or otherwise enter normally sterile areas of the body. This product may be used to preclean or decontaminate critical or semi-critical medical devices prior to sterilization or high level disinfection.

(or)

This product is not for use on medical device surfaces.

Non-Acid Toilet Bowl Disinfectant/Cleanser Directions:

Remove gross filth prior to disinfection.

From concentrate:

Add 5 oz. to the toilet bowl and mix. Brush thoroughly over exposed surfaces and under the rim and flush. Repeat for disinfection and allow to stand for 10 minutes and flush.

From use-solution:

Empty toilet bowl or urinal and apply a 5 oz./gal. use-solution to exposed surfaces including under the rim with a cloth, mop, sponge, or sprayer. Brush thoroughly over exposed surfaces including under the rim and flush. Repeat for disinfection and allow to stand for 10 minutes and flush.

***KILLS HIV ON PRE-CLEANED ENVIRONMENTAL SURFACES / OBJECTS PREVIOUSLY SOILED WITH BLOOD/BODY FLUIDS** in health care settings or other settings in which there is an expected likelihood of soiling of inanimate surfaces/objects with blood or body fluids, and in which the surfaces/objects likely to be soiled with blood or body fluids can be associated with the potential for transmission of Human Immunodeficiency Virus Type 1 (HIV-1) (associated with AIDS).

SPECIAL INSTRUCTIONS FOR CLEANING AND DECONTAMINATION AGAINST HIV-1 ON SURFACES/OBJECTS SOILED WITH BLOOD/BODY FLUIDS.

PERSONAL PROTECTION: Clean-up should always be done wearing protective latex gloves, gowns, masks and eye protection.

CLEANING PROCEDURE: Blood and other body fluids containing HIV must be thoroughly cleaned from surfaces and objects before application of LONZA FORMULATION L-7.

CONTACT TIME: Leave surface wet for 1 minute (60 seconds) Use a 10 minute contact time for disinfection against all other viruses, bacteria and fungi claimed.

DISPOSAL OF INFECTIOUS MATERIAL: Blood, body fluids, cleaning materials and clothing should be autoclaved and disposed of according to local regulations for infectious waste disposal.

ULTRASONIC BATH DISINFECTANT DIRECTIONS:


Use LONZA FORMULATION L-7 to disinfect hard nonporous, non-critical objects compatible with Ultrasonic cleaning units.

Preclean soiled objects. Pour fresh use-solution of 5 oz. per gallon of water directly into bath chamber. Place objects into unit and operate for a minimum of 10 minutes, according to the manufacturer's directions.

Remove objects and wash with sterile water (sterile water for injection) or allow to air dry. Prepare fresh solution for each use.

DISINFECTION OF WHIRLPOOL UNITS:

After using the whirlpool unit, drain, preclean and refill with fresh water to just cover the intake valve. Add 5 oz. of Lonza Formulation L-7 for each gallon of fresh water added. Start the pump to circulate the solution. Wash down the unit sides, seat of the chair lift and any related equipment with a clean swab, brush or sponge. Treated surfaces must remain wet for 10 minutes. After the unit has been thoroughly disinfected, drain the solution from the unit and rinse the disinfected surfaces with fresh water.



Veterinary Practice / Animal Care / Animal Laboratory / Zoos / Pet Shop / Kennels Disinfection Directions: For cleaning and disinfecting hard nonporous surfaces including equipment, utensils, instruments, cages, kennels, stables, catteries, etc. Remove all animals and feeds from premises, animal transportation vehicles, crates, etc. Remove all litter, droppings and manure from floors, walls and surfaces of facilities occupied or traversed by animals. Empty all feeding and watering appliances. Thoroughly clean all surfaces with soap or detergent and rinse with water. Saturate surfaces with a use-solution of 5 oz. of **LONZA FORMULATION L-7** per gallon of water (or equivalent dilution) for a period of 10 minutes. Wipe or allow to air dry. Immerse all animal handling and restraining equipment as well as forks, shovels, and scrapers used to remove litter and manure. Thoroughly scrub all treated equipment used for watering and feeding (feeding racks, mangers, troughs, automatic feeders, fountains, waterers) with soap or detergent, and rinse with potable water before reuse. Ventilate buildings and other closed spaces. Do not house animals or employ equipment until treatment has been absorbed, set or dried.

Farm Premise Use:

Remove all animals and feed from premises, vehicles and enclosures. Remove all litter and manure from floors, walls and surfaces of barns, pens, stalls, chutes and other facilities and fixtures occupied or traversed by animals. Empty all troughs, racks and other feeding and watering appliances. Thoroughly clean all surfaces with soap or detergent and rinse with water. Saturate all surfaces with a use-solution of 5 oz. of **LONZA FORMULATION L-7** per gallon of water (or equivalent dilution) for a period of 10 minutes. Wipe or allow to air dry. Immerse all halters, ropes and other types of equipment used in handling and restraining animals as well as forks, shovels and scrapers used for removing litter and manure. Thoroughly scrub all treated feed racks, mangers, troughs, automatic feeders, fountains and waterers with soap or detergent, and rinse with potable water before reuse. Ventilate buildings, cars, boats and other closed spaces. Do not house livestock or employ equipment until treatment has been absorbed, set or dried.

Barber and Beauty Salon Instrument and Tool Directions:

Use 5 oz. of this product per gallon of water. Completely immerse precleaned brushes, combs, scissors, clipper blades, razors, manicure implements, and other nonporous instruments so that surfaces remain wet for 10 minutes. Rinse thoroughly and dry before use. Change solution daily or when visibly dirty.

Note: Plastics may remain immersed until ready to use. Stainless steel shears and instruments must be removed after 10 minutes, rinsed, dried and kept in a clean, non-contaminated receptacle. Prolonged soaking may cause damage to metal instruments.

To Clean and Deodorize or to Preclean Prior to Disinfection: Depending on the soil level of the area to be cleaned, use 12 - 16 oz. of **Lonza Formulation L-7** per gallon of water. Rub with brush, sponge or cloth. Wipe dry with a clean cloth or sponge or let air dry.

For Deodorizing garbage cans, garbage trucks, industrial waste receptacles and garbage handling equipment: It is especially important to preclean for the product to perform properly. Then, apply a wetting concentration of 16 - 32 oz. of **Lonza Formulation L-7** per gallon of water.

For Mildew Control: Follow directions for Disinfection. Repeat treatment every seven days or when new growth appears.

To Control Odor on Musty Bedding and Linens: Add 32 ounces of **Lonza Formulation L-7** to the final rinse water of a full size washer for each load of laundry.


For Mildew Stains: Use 16 oz. of **Lonza Formulation L-7** per gallon of water to effectively remove mildew stains and odors. Follow directions for "To Clean and Deodorize".

For Odors Caused by Flooding and Smoke: Use 32 oz. of **Lonza Formulation L-7** per gallon of water. Follow directions for "To Clean and Deodorize".

For Odors Caused by Dogs, Cats and Other Domestic Animals: Use on rugs, floors, walls, tile, cages, crates, mats, floor coverings, or any surface soiled by a pet. Test a small inconspicuous area first. Blot problem area. Then follow directions for "To Clean and Deodorize" or "Pet Odors" as appropriate.

Directions for Food Processing Plants: Use on non-food contact surfaces such as floors, walls, tables, garbage cans and disposal areas. Before using this product, food products and packaging materials must be removed or carefully protected. Then follow the "Disinfection Directions".

Directions for Food Storage Areas: Use on non-food contact surfaces such as shelves, floors, walls and tables. Before using this product, food products and packaging materials must be removed or carefully protected. Then follow the "Disinfection Directions".



This Industrial Liquid Odor Destroyer Leaves No Residue and has a Multitude of Uses: Odor removal from urine, mildew, smoke, pets, sewage backup, and decaying organic matter, instant action air freshener.

Lonza Formulation L-7 is effective at eliminating odors on porous surfaces such as upholstery, drapes, carpets, bedding, shower curtains, mattresses and non-porous surfaces such as walls and floors. Excellent for fire restoration.

Other suggested Uses: Homes, Veterinary Clinics, Fish Markets, Kennels, Trash Compactors, Offices, Beauty Salons, Locker Rooms, Health Spas, Conference rooms, Elevators, Smoking Areas, Lounges, Day Care Centers, Dry Cleaners, Theaters, Farms, Auditoriums and Churches.

Deodorizing directions:

Nursing Homes, Hospitals, Hotels, Schools, Restaurants: 2 - 4 ounces in chemical toilets, waste receptacles, bed pans, drainage bottles, diaper pails, hampers, disposals, commodes and air conditioner pans will eliminate odors.

Mopping Solutions, Automatic Scrubbers: 4 - 8 ounces per gallon of cleaning solution eliminates undesirable odors.

Laundry: 4 - 8 ounces per load added during the final rinse cycle deodorizes all offensive odors.

Air Freshener/Automotive Uses: 22 ounces per gallon of water or desired concentration will effectively neutralize damp musty odors caused by mildew in storage areas, basements, closets and bathrooms. Effective on smoking and cooking odors (garlic, fish, onions, etc.). Automobile odors from tobacco, musty carpet smell and beverage smells will be eliminated.

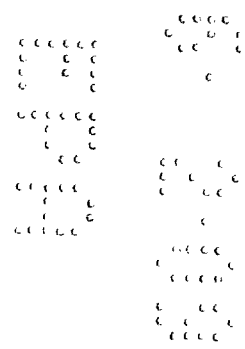
Carpets: 4 - 8 ounces per gallon of shampoo solution eliminates odors associated with urine, vomit, smoke, and mildew. Reapply after cleaning for freshening effects. Allow to dry.

RV Holding Tanks: Toilet waste: cover bottom of holding tank with water and add 3 - 6 ounces. If odors return before time to empty, simply add 1 - 2 ounces to the tank. Kitchen waste: 1 - 2 ounces of **Lonza Formulation L-7** to gray water tank as needed to control malodors created by dirty dish water.

Pet Odors: Use 32 ounces per gallon of water or desired concentration, for urine, feces, and vomit, in carpet and upholstery. Clean prior to application then spray onto affected areas. Test hidden area for colorfastness. Allow 10 minutes contact time. Then blot with clean cloth. Allow to dry. Also effective on pet bedding and litter boxes.

Sewage Backup, Water Damage: 16 ounces per gallon of water or desired concentration. Spray over affected areas before and after cleaning and extraction. Allow ten minutes contact time. Use proper ventilation; open windows.

Cleaning Solution: Dilute 4 - 8 ounces per gallon of water for cleaning of kitchen counters, tables, walls, bathrooms, toilet seats, mopping floors and large routine applications.



(Note to reviewer: For Nonrefillable Containers, Container is one gallon or less, Label has Household and Residential Uses)

STORAGE AND DISPOSAL

Store in original container in areas inaccessible to children.

Nonrefillable container. Do not reuse or refill this container. Wrap [container] and put in trash or offer for recycling if available.

(or)

Nonrefillable container. Do not reuse or refill this container. Wrap [container] and put in trash or offer for reconditioning if appropriate.

(Note to reviewer: For Nonrefillable Containers, Container is one gallon or less, Label has any uses other than Household or Residential)

STORAGE AND DISPOSAL

Store in original container in areas inaccessible to children.

Nonrefillable container. Do not reuse or refill this container. Clean container promptly after emptying. Triple rinse as follows: Fill container ¼ full with water and reclose the container. Agitate vigorously and dispose of rinsate. Repeat two more times. Wrap [container] and put in trash or offer for recycling if available.

(or)

Nonrefillable container. Do not reuse or refill this container. Clean container promptly after emptying. Triple rinse as follows: Fill container ¼ full with water and reclose the container. Agitate vigorously and dispose of rinsate. Repeat two more times. Wrap [container] and put in trash or offer for reconditioning if appropriate.

(Note to reviewer: For Nonrefillable Containers, Container is over one gallon:)

STORAGE AND DISPOSAL

Do not contaminate water, food or feed by storage or disposal.

Pesticide Storage:

Open dumping is prohibited. Store in original container in areas inaccessible to children.

Pesticide Disposal:

Pesticide wastes are acutely hazardous. Improper disposal of excess pesticide, spray mixture or rinsate is a violation of Federal Law. If these wastes cannot be disposed of by use according to label instructions, contact your State Pesticide or Environmental Control Agency, or the Hazardous Waste representative at the nearest EPA Regional Office for guidance.

Container Disposal:

Nonrefillable container. Do not reuse or refill this container. Clean container promptly after emptying.

(Plastic Containers:) Triple rinse as follows: Fill container ¼ full with water and reclose the container. Agitate vigorously, and dispose of rinsate consistent with pesticide disposal instructions. Repeat two more times. Then offer for recycling if available or puncture and dispose in sanitary landfill or by other procedures approved by state and local authorities. Follow pesticide disposal instructions for rinsate. If not triple rinsed, these containers are acute hazardous wastes and must be disposed in accordance with local, state, and federal regulations.

(Metal Containers:) Triple rinse as follows: Fill container ¼ full with water and reclose the container. Agitate vigorously, and dispose of rinsate consistent with pesticide disposal instructions. Repeat two more times. Then offer for recycling if available or puncture and dispose in sanitary landfill or by other procedures approved by state and local authorities. Follow pesticide disposal instructions for rinsate. If not triple rinsed, these containers are acute hazardous wastes and must be disposed in accordance with local, state, and federal regulations. DO NOT cut or weld metal containers.

(For Bag in Box Containers:) Completely empty bag into application equipment. Then offer for recycling if available or dispose of in a sanitary landfill, or by incineration, or by other procedures allowed by state and local authorities.