

6836-152

03/05/2013

1/23

UNITED STATES ENVIRONMENTAL PROTECTION AGENCY

Joanna Holcombe
Lonza Inc.
90 Boroline Road
Allendale, NJ 07401

MAR -5 2013

SUBJECT: Lonza Formulation DC-103
EPA Registration Number: 6836-152
Application Dated: February 6, 2013
Receipt Date: February 8, 2013

Dear Ms. Holcombe:

This letter acknowledges receipt of the notification identified above submitted under the provisions of section 3 (c) 9 of the Federal Insecticide, Fungicide, and Rodenticide Act (FIFRA), as amended and PR Notice 98-10 and 40 CFR 152.46.


- An application to add Murine Norovirus to the list of the Animal Viruses.

Based on a review of the submitted information, this notification is acceptable. A copy has been inserted in your file for future reference.

General Comments

Should you have any questions concerning this letter, please contact Emilia Oiguenblik at (703) 347-0199 or Velma Noble at (703) 308-6233.

Sincerely,



Velma Noble
Product Manager (31)
Regulatory Management Branch I
Antimicrobials Division (7510P)

CONCURRENCES

SYMBOL							
SURNAME							
DATE							



Via FedEx

Lonza Inc.
90 Boroline Road
Allendale, NJ 07401, USA

Ms. Velma Noble, PM-31
Document Processing Desk (NOTIF)
Office of Pesticide Programs (7504P)
US Environmental Protection Agency
Room S-4900, One Potomac Yard
2227 S. Crystal Drive
Arlington, VA 22202

Joanna Holcombe
Lonza Microbial Control
Regulatory Services

Tel 678-627-2336
Fax 678-627-2081
joanna.holcombe@lonza.com

February 6, 2013

**SUBJECT: Lonza Formulation DC-103, EPA Reg. No. 6836-152
Application for Label Notification**

Dear Ms. Noble:


Lonza is submitting an application to add Murine Norovirus to the list of Animal Viruses. Please find the enclosed documents in support of this notification:

- Application for Notification;
- Copy of the title page and results page of the Murine Norovirus study;
- Certification with Respect to Label Integrity;
- CD with label; and
- One copy of the proposed label with changes highlighted.

If you have any questions or need any additional information, please feel free to contact me at 678-627-2336.

Sincerely,
Lonza Inc.

Joanna Holcombe
Sr. Regulatory Services Associate



Note to Reviewer:

[Items in brackets [AAA] are optional and may/may not be included on final label]

{Items in braces {AAA} are for information purposes and will not appear on final label}

LONZA FORMULATION DC-103

One-Step Disinfectant

Cleaner – Fungicide – Mildewstat – Virucide* – Deodorizer
For Homes, Restaurants, Hospitals, Institutional and Industrial Use

Effective in the presence of 5% serum contamination

Fresh / Clean / Mild / Lemon / Pine / Mint / Floral / Citrus [scent] [fragrance] [scented] [odor]

- Formulated for Effective Farm Premise Sanitation
- Formulated for Effective Poultry Premise Sanitation
- Formulated for Effective Swine Premise Sanitation
- Formulated for Effective Mushroom Farm Sanitation
- Formulated for Veterinary Practice / Animal Care / Animal Laboratory Disinfection
- For use in federally inspected meat and poultry plants

• Staphylocidal • Pseudomonacidal • Bactericidal • Salmonellacidal • Fungicidal • Virucidal*

Active Ingredients:

Octyl decyl dimethyl ammonium chloride.....	0.025%
Diocetyl dimethyl ammonium chloride.....	0.010%
Didecyl dimethyl ammonium chloride.....	0.015%
Alkyl (C ₁₄ , 50%; C ₁₂ , 40%; C ₁₆ , 10%) dimethyl benzyl ammonium chloride.....	0.034%
Other Ingredients.....	<u>99.916%</u>
Total.....	100.000%

KEEP OUT OF REACH OF CHILDREN

CAUTION [PRECAUCIÓN]

See [left] [side] [right] [back] panel for Precautionary Statements and First Aid

EPA Reg. No. 6836-152

EPA Establishment No. (insert EPA Est. No. here)

Net Contents (insert container size here)

[DOT Symbols]

[Country of origin (insert country)]

[Manufactured in (insert country)]

[Barcode]

Manufactured by:
LONZA INC.
90 Boroline Road
Allendale, NJ 07401

NOTIFICATION
Date Reviewed: 3/6/13
Reviewed By: [Signature]

{Note to reviewer: The following is considered optional marketing language.}

- Disinfects [Disinfectant]
- Cleans [Cleaner]
- Deodorizes [Deodorant]
- This product contains no [phosphates] [or] [phosphorous] [compounds].
- Ready-to-Use
- [Convenient] Ready To Use formula.

Lonza Formulation DC-103

- delivers non-acid disinfectant and cleaning performance.
- is effective yet economical.
- can be used with a mop and bucket, trigger sprayers, sponge or by soaking.
- cleans, disinfects and deodorizes in one labor saving step.
- deodorizes by killing microorganisms that cause offensive odors.
- [improves labor results by] effectively controls [controlling] malodors.
- will disinfect, clean and deodorize surfaces in rest rooms and toilet areas, behind and under sinks and counters, garbage cans and garbage storage areas, and other places where bacterial growth can cause malodors.
- is formulated for use in daily maintenance programs with a balance of detergents, biocides and malodor counteractants that deliver effective cleaning, disinfecting and malodor control.
- is a complete, chemically balanced disinfectant.
- will not leave grit or soap scum.
- is a versatile disinfectant for hard, nonporous nonfood contact surfaces in Veterinarian, Animal care and Farm Premise applications.
- is a [versatile] cleaner and broad spectrum disinfectant formulated for use only on non-critical instruments in Ultrasonic Baths [Ultrasonic cleaning units].
- is a [one-step] [Hospital Use] disinfectant cleaner that is effective against a broad spectrum of bacteria, is virucidal* [including HIV-1, the AIDS Virus and Hepatitis B Virus and Hepatitis C virus], fungicidal, and inhibits the growth of mold and mildew, and their odors, when used as directed.
- meets AOAC efficacy standards for hospital disinfectants.
- [Kills] [Eliminates] [Removes] [Destroys] [is effective against] avian influenza A (H3N2) [and] (H5N1) on pre-cleaned environmental surfaces
- [Kills] [Eliminates] [Removes] [Destroys] [is effective against] (Insert pathogen or pathogens from lists on pages 7-8) on [pre-cleaned] environmental surfaces
- [Kills] [Eliminates] [Removes] [Destroys] [is effective against] [Germs] [Bacteria] [Viruses*] [on [pre-cleaned] environmental surfaces]
- is effective at controlling mold and mildew odor on mattresses, pillows and shower curtains. **{Not for use in California}**
- leaves a clean fresh scent.
- provides long lasting freshness against tough [pet] odors such as odors from litter boxes and pet accidents.
- is a mildewstat and will effectively inhibit the growth of mold and mildew and the odors caused by them when applied to hard nonporous surfaces.
- kills household germs; effective against Pseudomonas aeruginosa [Pseudomonas], Staphylococcus aureus [Staph] and Streptococcus pyogenes [Strep], Influenza A / Brazil [influenza] and Trichophyton mentagrophytes [Athlete's foot fungus] [A cause of Ringworm].

NOTIFICATION
 Date Reviewed: 3/5/13
 Reviewed By: [Signature]

{Note to reviewer: The following is considered optional marketing language.}

Use Lonza Formulation DC-103

- in federally inspected Meat & Poultry Plants as a disinfectant on all surfaces in inedible product processing areas, nonprocessing areas and / or exterior areas. This product was authorized by USDA as category D1 under the prior authorization program and its formula has not been changed.
 - as a disinfectant on hard, nonporous surfaces.
 - in kitchens, bathrooms and other household areas.
 - to clean and disinfect finished floors, sinks and tubs.
 - with a mop and bucket, trigger sprayer, sponge or by soaking.
 - for non-scratch cleaning of showers and tubs, shower doors and curtains, fixtures and toilet bowls.
 - to clean and disinfect nonporous salon / barber tools and instruments: combs, brushes, scissors, blades and manicure instruments.
 - for disinfecting of ultrasound transducers, probes, mammography compressor plates and other hard nonporous surfaces.
 - to clean and disinfect finished floors. Can be applied with damp mop or autoscrubber. Cleans and disinfects without dulling gloss.
 - on coils and drain pans of air conditioning and refrigeration equipment and heat pumps. Follow the directions for disinfection.
 - to clean and disinfect nonporous fire fighting bunker / turnout gear; trousers; overcoats, gloves, boots, hoods, helmets, air masks.
 - [on] [to clean and disinfect] nonporous personal protective safety equipment, wrestling headgear, boxing headgear, protective headgear, athletic helmets, hard hats, half mask respirators, full face breathing apparatus, gas masks, goggles, spectacles, face shields, hearing protectors, and ear muffs. Rinse all equipment that comes in prolonged contact with skin with warm water and allow to air dry before reuse. [Precaution: Cleaning at 120°F temperature will avoid overheating and distortion of the personal safety equipment that would necessitate replacement.]
 - [on] [to clean and disinfect] nonporous athletic mats, wrestling mats, gymnastic mats, exercise equipment and training tables.
 - for Poultry Premise Sanitation [Hatcheries] of hard nonporous surfaces in: Egg Receiving Area, Egg Holding Area, Setter Room, Tray Dumping Area, Trays, Buggies, Racks, Egg Flats, Chick Holding Room, Hatchery Room, Chick Processing Area, Chick Loading Area, Poultry Buildings, Ceilings, Sidewalls and Floors, Drinkers and other Poultry House related equipment, and all other hard nonporous surfaces in the Hatchery environment.
 - for Swine Premise Sanitation of hard nonporous surfaces: Waterers and Feeders, Hauling Equipment, Dressing Plants, Loading Equipment, Farrowing Barns and areas, Nursery blocks, Creep area, Chutes.
 - for Farm Premise Sanitation of hard nonporous surfaces: floors, walls, feed racks, mangers, troughs, automatic feeders, fountains and waterers, forks, shovels, scrapers and other nonporous surfaces in barns, pens, stalls, chutes and other facilities and fixtures occupied or traversed by animals.
 - in the laundry to control odors on musty bedding and linens. Test on a small inconspicuous area before using.
- {Not for use in California}**
- on mildew stains in damp areas such as bathrooms, showers, kitchens, basements and laundry rooms.
 - in work areas such as tool rooms and garages for odor control and light duty cleaning.
 - to remove odors caused by flooding and smoke from fires.
 - to clean and disinfect tables, chairs, and countertops

Cross-contamination is of major housekeeping concern. **Lonza Formulation DC-103** has been formulated to aid in the reduction of cross-contamination in not only in hospitals, but in schools, institutions and industry.


NOTIFICATION
Date Reviewed: 3/5/13
Reviewed By: ED

{Note to reviewer: The following is considered optional marketing language.}

Lonza Formulation DC-103 is a phosphate free, germicidal detergent effective in the presence of a moderate amount of organic soil on hard nonporous surfaces found at mushroom farms. **Lonza Formulation DC-103** has been designed for use between mushroom crops. Areas of intended use include breezeways and track alleys before spawning, inside and outside walls of mushroom houses, lofts, floors, storage sheds and casing rings. Use of **Lonza Formulation DC-103** must be limited to areas where compost and mushrooms are not present.

- Citrus Scent
- Fresh Mild Scent
- Removes soap scum
- [Economical] [Spray & Wipe] formula.
- Cuts [through] [tough] grease and grime.
- Kills odor-causing bacteria.
- Inhibits [the growth of] [mold] [and] [mildew]
- Kitchen, Bathroom, Household Disinfectant Cleaner.
- Leaves [your house with] a [clean] [fresh] scent.
- Trigger spray[er]
- Pump spray[er]

NOTIFICATION
 Date Reviewed: 3/5/13
 Reviewed By: CB



{Note to reviewer: The following is considered optional marketing language.}

[TYPES OF SURFACES:]

Use **Lonza Formulation DC-103** on washable hard, nonporous surfaces of:

{Note to reviewer: Each entry below also represents a graphic depicting the corresponding type of surface. No people, animal or food will be depicted in graphics. Only exteriors of microwaves and refrigerators will be depicted. Toy graphics will be submitted to Agency for review.}

Appliances, exteriors
 Bathroom fixtures
 Bathtubs [fiberglass]
 Cabinets
 Cages
 Chairs
 Coils and drain pans of air conditioning and refrigeration equipment and heat pumps
 Conductive flooring
 Counters [Countertops]
 Countertop laminates
 Desks
 Doorknobs
 Floors
 Garbage cans
 Highchairs
 Kennel runs
 Microwave ovens, exteriors
 Outdoor [patio] furniture except cushions and wood frames
 Refrigerators, exteriors
 Refrigerated storage and display equipment
 Showers
 Shower stalls
 [Fiberglass] Shower stalls
 [Fiberglass] Sinks [bathroom] [kitchen]
 Sinks [bathroom] [kitchen]
 Stoves [stovetops]
 Tables, [Non-wooden picnic tables]
 Telephones
 Toilets
 Toilet bowls
 Toilet bowl surfaces
 Tubs [Fiberglass]
 Tiles, glazed
 Ultrasonic baths

Urinals
 Walls
 Whirlpool [bathtubs] [tubs] [units]

Non-critical medical device surfaces:

Beds [Medical] [Hospital]
 Bed frames
 Bed rails
 Crutches
 Defibrillators
 Gurneys

Non-critical [hospital] [medical] equipment surfaces:

[Medical] Examining tables
 [Medical] [Hospital] Lamps
 Rescue tools
 Resuscitators
 [Medical] [Hospital] Scales
 Stands
 Stretchers
 Stethoscopes
 Walkers
 Wheel chairs

Other hard nonporous surfaces made of:

Glazed ceramic
 Glazed enameled surfaces
 Glazed porcelain
 Laminated surfaces
 Metal
 Plastic [such as polystyrene or polypropylene]
 Sealed stone
 Stainless steel
 Upholstery, vinyl and plastic
 Woodwork, finished

NOTIFICATION
 Date Reviewed: 3/5/13
 Reviewed By: [Signature]

{Continued from previous page}


- Respiratory illnesses attributable to Pandemic 2009 H1N1 are caused by influenza A virus. This product [Product Name] is a broad-spectrum hard surface disinfectant that has been shown to be effective against (*influenza A virus tested and listed on the label*) and is expected to inactivate all influenza A viruses including Pandemic 2009 H1N1 [formerly called swine flu].
- This product has demonstrated effectiveness against influenza A virus and is expected to inactivate all influenza A viruses including Pandemic 2009 H1N1 influenza A virus.
- This product has demonstrated effectiveness against (*influenza A virus tested and listed on the label*) and is expected to inactivate all influenza A viruses including Pandemic 2009 H1N1 [formerly called swine flu].
- Kills Pandemic 2009 H1N1 influenza A virus [formerly called swine flu].
- Kills Pandemic 2009 H1N1 influenza A virus.

Lonza Formulation DC-103 [kills] [is effective against] [the following animal viruses:]

- Avian Infectious Bronchitis Virus
- Avian Influenza [virus] (H3N2)
- Avian Influenza [virus] (H5N1)
- Canine Distemper Virus
- Feline Calicivirus
- Murine Norovirus
- Newcastle's Disease Virus
- Pseudorabies Virus

[Fungi:]

- Aspergillus niger
- Trichophyton mentagrophytes [the Athlete's Foot Fungus] [A Cause of Ringworm] [A Cause of Ringworm of the foot]



NOTIFICATION
 Date Reviewed: 3/5/13
 Reviewed By: [Signature]

{If the following Spanish statement is used, it must appear directly above DIRECTIONS FOR USE.}
Si usted no entiende la etiqueta, busque a alguien para que se la explique a usted en detalle. [If you do not understand the label, find someone to explain it to you in detail.]

DIRECTIONS FOR USE

It is a violation of Federal law to use this product in a manner inconsistent with its labeling.

Before use in federally inspected meat and poultry food processing plants and dairies, food products and packaging materials must be removed from the room or carefully protected.

DISINFECTION / VIRUCIDAL* / FUNGICIDAL / MOLD & MILDEW CONTROL DIRECTIONS:


Apply **Lonza Formulation DC-103** undiluted to hard, nonporous surfaces, thoroughly wetting the surfaces with a cloth, mop, sponge, sprayer or by immersion. Treated surfaces must remain wet for 10 minutes. {Note to reviewer: if using reduced contact time for Influenza Virus Type A and/or Human Coronavirus, the following sentence will be required:} **[For [Influenza Virus Type A] [and] [Human Coronavirus]**, treated surfaces must remain wet for 1 minute.] Wipe dry with a cloth, sponge or mop or allow to air dry. For heavily soiled areas, a preliminary cleaning is recommended.

For sprayer applications, use a coarse spray device. Spray 6 - 8 inches from surface; rub with brush, sponge or cloth. Avoid breathing spray.

Rinse all surfaces that come in contact with food such as countertops, appliances, tables and stovetops with potable water before reuse. Do not use on utensils, glassware and dishes.

For fungicidal activity: Lonza Formulation DC-103 is an effective one-step fungicide against Trichophyton mentagrophytes when used on surfaces in areas such as locker rooms, dressing rooms, shower and bath areas and exercise facilities.

For mold and mildew: Repeat treatment every 7 days or more often if new growth appears.



NOTIFICATION
Date Reviewed: 3/5/13
Reviewed By: [Signature]

{Note to reviewer: Alternate directions for products sold in spray bottles:}

DISINFECTION / *VIRUCIDAL / FUNGICIDAL / MOLD & MILDEW CONTROL DIRECTIONS:

Spray 6 - 8 inches from surface, until surfaces are thoroughly wet. Do not breathe spray. Treated surfaces must remain wet for 10 minutes. Wipe dry with a clean cloth, sponge, or mop or allow to air dry.

For fungicidal activity: Lonza Formulation DC-103 is an effective one-step fungicide against Trichophyton mentagrophytes when used on surfaces in areas such as locker rooms, dressing rooms, shower and bath areas and exercise facilities.

For mold and mildew: Repeat treatment every 7 days or more often if new growth appears. Rinse all surfaces that come in contact with food such as countertops, appliances, tables and stovetops with potable water before reuse. Do not use on utensils, glassware and dishes.

{Note for reviewer: For labels that list medical premises and metal and / or stainless steel surfaces, one of the following statements must be used:}

This product is not to be used as a terminal sterilant / high level disinfectant on any surface or instrument that [1] is introduced directly into the human body, either into or in contact with the bloodstream or normally sterile areas of the body, or [2] contacts intact mucous membranes but which does not ordinarily penetrate the blood barrier or otherwise enter normally sterile areas of the body. [This product may be used to preclean or decontaminate critical or semi-critical medical devices prior to sterilization or high level disinfection.]

{or}

This product is not for use on medical device surfaces.

KILLS HIV-1 AND HBV AND HCV ON PRE-CLEANED ENVIRONMENTAL SURFACES / OBJECTS PREVIOUSLY SOILED WITH BLOOD / BODY FLUIDS in health care settings or other settings in which there is an expected likelihood of soiling of inanimate surfaces / objects with blood or body fluids and in which the surfaces / objects likely to be soiled with blood or body fluids can be associated with the potential for transmission of Human Immunodeficiency Virus Type 1 [HIV-1] [associated with AIDS] or Hepatitis B Virus [HBV] or Hepatitis C Virus [HCV].

Special Instructions for Cleaning and Decontamination against HIV-1 or HBV or HCV on Surfaces / Objects Soiled With Blood / Body Fluids.

Personal Protection: Clean-up should always be done wearing protective gloves, gowns, masks and eye protection.

Cleaning Procedure: Blood and other body fluids containing HIV or HBV or HCV must be thoroughly cleaned from surfaces and objects before application of **Lonza Formulation DC-103**.

Contact Time: Leave surface wet for 1 minute [60 seconds] for HIV-1 and 10 minutes for HBV and HCV. Use a 10 minute contact time for disinfection against all other viruses, bacteria and fungi claimed.

Disposal of Infectious Material: Blood, body fluids, cleaning materials and clothing should be autoclaved and disposed of according to local regulations for infectious waste disposal.

NON-ACID TOILET BOWL AND URINAL DISINFECTANT / CLEANER DIRECTIONS:

Remove gross filth prior to disinfection.

Empty toilet or urinal and apply **Lonza Formulation DC-103** to exposed surfaces and under the rim with a cloth, mop, sponge, or sprayer. Brush or swab thoroughly, allow to stand for 10 minutes, and flush.

NOTIFICATION
Date Reviewed: 3/5/13
Reviewed By: [Signature]

SALON [BARBER] INSTRUMENTS AND TOOLS DISINFECTION [BACTERICIDE] / [VIRUCIDE*] / [FUNGICIDE] DIRECTIONS:

Use **Lonza Formulation DC-103** undiluted to disinfect hard, nonporous instruments and tools. Completely immerse combs, brushes, plastic rollers, manicure and other salon instruments and tools for 10 minutes. For heavily soiled instruments and tools, a preliminary cleaning is required. Rinse thoroughly and dry before use. Use fresh product daily or more often if product becomes diluted or soiled.


Note: Plastics may remain immersed until ready to use. Stainless steel shears and instruments must be removed after 10 minutes, rinsed, dried and kept in a clean, non-contaminated receptacle. Prolonged soaking may cause damage to metal instruments.

ULTRASONIC BATH DISINFECTANT [/ VIRUCIDAL*] DIRECTIONS:

Use **Lonza Formulation DC-103** to disinfect hard nonporous non-critical objects compatible with Ultrasonic cleaning units. Pour **Lonza Formulation DC-103** directly into bath chamber. Pre-clean heavily soiled objects. Place objects into unit and operate for a minimum of 10 minutes, according to the manufacturer's directions. Remove objects and wash with sterile water [sterile water for injection] or allow to air dry. Use fresh product for each use.

DISINFECTION OF WHIRLPOOL UNITS: After using the whirlpool unit, drain, and fill with **Lonza Formulation DC-103** to just cover the intake valve. Start the pump to circulate the solution. Wash down the unit sides, seat of the chair lift and any related equipment with a clean swab, brush or sponge. Treated surfaces must remain wet for 10 minutes. After the unit has been thoroughly cleaned, drain the solution from the unit and rinse cleaned surfaces with fresh water. Repeat for heavily soiled units.

FOR USE ON FINISHED FLOORS: Apply with a damp mop or autoscrubber. Allow surface to remain wet for 10 minutes. Wipe or allow to air dry.



NOTIFICATION
Date Reviewed: 2/5/13
Reviewed By: [Signature]

- [Animal Viruses:]
- Avian Infectious Bronchitis Virus
- Avian Influenza [virus] (H3N2)
- Avian Influenza [virus] (H5N1)
- Canine Distemper Virus
- Feline Calicivirus
- Murine Norovirus
- Newcastle's Disease Virus
- Pseudorabies Virus

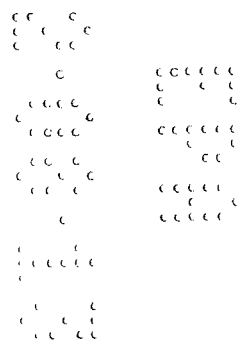
["SPECIAL INSTRUCTIONS FOR INACTIVATING AVIAN INFLUENZA" AND OTHER ANIMAL VIRUSES LISTED ON THIS LABEL]

{or}
[VETERINARY [PRACTICE]] [FACILITIES] / [ANIMAL CARE] [FACILITIES] / [ANIMAL LABORATORY] [FACILITIES] / [ZOOS] / [PET SHOPS] / [KENNELS] DISINFECTION [/ VIRUCIDAL*] DIRECTIONS:

For cleaning and disinfecting hard nonporous surfaces: equipment used for feeding or watering animals, utensils, instruments, cages, kennels, stables, catteries, pens, stalls and etc. Remove all animals and feeds from premises, animal transportation vehicles, crates, pens, stalls and etc. Remove all litter, droppings and manure from floors, walls and surfaces of facilities occupied or traversed by animals. Empty all feeding and watering appliances. Thoroughly clean all surfaces with soap or detergent and rinse with water. Saturate surfaces with **Lonza Formulation DC-103** for a period of 10 minutes. Wipe or allow to air dry. Immerse all halters, ropes, and other types of equipment used in handling and restraining animals as well as forks, shovels, and scrapers used for removing litter and manure. Thoroughly scrub all treated surfaces, then rinse all surfaces that come in contact with food, including equipment used for feeding or watering, with potable water before reuse. Ventilate buildings, animal enclosures, [vehicles] and other closed spaces. Do not house animals or employ equipment until treatment has been absorbed, set or dried.

FARM PREMISE USE:

Remove all animals and feed from premises, vehicles and enclosures. Remove all litter and manure from floors, walls and surfaces of barns, pens, stalls, chutes and other facilities and fixtures occupied or traversed by animals. Empty all troughs, racks and other feeding and watering appliances. Thoroughly clean all surfaces with soap or detergent and rinse with water. Saturate all surfaces with **Lonza Formulation DC-103** for a period of 10 minutes. Immerse all halters, ropes and other types of equipment used in handling and restraining animals as well as forks, shovels and scrapers used for removing litter and manure. Ventilate buildings, cars, trucks, boats and other closed spaces. Do not house livestock or employ equipment until treatment has been absorbed, set or dried. Thoroughly scrub all treated feed racks, mangers, troughs, automatic feeders, fountains, and waterers with soap or detergent, and rinse with potable water before reuse.



NOTIFICATION
 Date Reviewed: 2/13/13
 Reviewed By: [Signature]


SMALL ANIMAL [HOUSING] [CAGE], [KENNEL] [AND CRATE] DISINFECTION / VIRUCIDAL* DIRECTIONS:

1. Remove all animals and feeds from kennel, crate, cage, carryalls.
2. Remove all litter and animal droppings. Thoroughly clean all hard, nonporous surfaces with soap or detergent and rinse with water. Empty all feeding and watering appliances.
3. [Apply **Lonza Formulation DC-103** to surfaces with a cloth, mop, sponge or coarse sprayer until thoroughly wet.] [Spray **Lonza Formulation DC-103** onto surfaces until thoroughly wet.] Immerse animal handling and cleaning equipment; such as leashes, muzzles and scrapers. Treated surfaces must remain wet for 10 minutes, then wipe or allow to air dry.
4. Rinse all surfaces that come in contact with food including animal feeding devices, bowls or dishes with potable water prior to reuse.
5. Do not re-introduce or house animals until treatment has been absorbed, set or dried.

REPTILE TANK CLEANING AND DISINFECTION DIRECTIONS:

Remove all reptiles from the enclosure [tank] prior to cleaning and disinfecting. Remove all litter or droppings from surfaces. Empty all equipment used for feeding or watering reptiles. Thoroughly clean all hard, nonporous surfaces with soap or detergent and rinse with water. Apply **Lonza Formulation DC-103** to the surfaces of the enclosure [tank] until thoroughly wet. Allow surfaces to remain wet for 10 minutes. Wipe dry using a clean cloth or sponge or paper towel. Rinse all surfaces that come in contact with food, including equipment used for feeding or watering, with potable water before reuse. Allow the [enclosure] [tank] to ventilate for a minimum of 10 - 15 minutes before replacing the reptiles.

DO NOT apply **Lonza Formulation DC-103** directly onto the reptile. If **Lonza Formulation DC-103** comes into contact with the reptile's skin, then immediately wash the material off of the animal with lukewarm water. If the reptile ingests **Lonza Formulation DC-103**, contact your veterinarian immediately.



NOTIFICATION
 Date Revised: 3/13/13
 Revised By: [Signature]

POULTRY AND SWINE PREMISE DISINFECTION [/ VIRUCIDAL*] DIRECTIONS:

Remove all animals and feeds from premises, vehicles, and enclosures such as coops and crates. Remove all litter, droppings and manure from floors, walls and surfaces of barns, pens, stalls, chutes and other facilities and fixtures occupied or traversed by animals. Empty all troughs, racks and other feeding and watering appliances. Thoroughly clean all surfaces with soap or detergent and rinse with water. Saturate surfaces with **Lonza Formulation DC-103** for 10 minutes. Immerse all halters, ropes and other types of equipment used in handling and restraining animals, as well as forks, shovels, and scrapers used for removing litter and manure. Ventilate buildings, cars, trucks, coops and other closed spaces. Do not house animals or employ equipment until treatment has been absorbed, set or dried. Thoroughly scrub treated feed racks, mangers, troughs, automatic feeders, fountains and waterers with soap or detergent, and rinse with potable water before reuse.

Hatcheries: Use **Lonza Formulation DC-103** undiluted to treat the following hard nonporous surfaces: hatcher, setters, trays, racks, carts, sexing tables, delivery trucks and other hard surfaces. Leave all treated surfaces wet for 10 minutes or more. Then allow to air dry.

Vehicles: Treat all vehicles including mats, crates, cabs and wheels with water and **Lonza Formulation DC-103**. Use **Lonza Formulation DC-103** undiluted to treat all vehicles. Leave all treated surfaces wet for 10 minutes or more. Wipe dry with a clean cloth or sponge or allow to air dry.

Shoe Bath Disinfectant Directions: To prevent cross contamination into animal areas, shoe baths containing one inch of product must be placed at all entrances to buildings and hatcheries. Scrape waterproof work boots and place in bath for 10 minutes prior to entering area. Change the bath daily or more often if solution appears diluted or soiled.

Dressing Plant Disinfectant Directions: Disinfect equipment, utensils, walls and floors in poultry and animal dressing plants. Disinfect offal rooms, exterior walls and loading platforms of dressing plants. Cover or remove all food and packaging materials. Remove all heavy soils prior to application. Saturate all surfaces with **Lonza Formulation DC-103**. Scrub to loosen all soils. Surfaces must remain wet for 10 minutes, and then thoroughly rinsed with potable water before operations are resumed. Allow to air dry.

MUSHROOM FARM PREMISE USE:

Site Preparation: The first step in any on-going sanitation program must be the removal of gross contamination and debris. This may be accomplished by using a shovel, broom, or vacuum, depending on the area to be disinfected.

Cleaning and Disinfection: For general cleaning and disinfection, apply **Lonza Formulation DC-103** with a cloth, mop, sponge, sprayer or by immersion to thoroughly wet the surfaces. Treated surfaces must be allowed to remain wet for 10 minutes. Wipe or allow to air dry. For heavily soiled areas, preclean first. Use fresh product for each use or more often if product becomes visibly diluted, clouded or soiled.

DO NOT APPLY USE-SOLUTION TO THE MUSHROOM CROP, COMPOST OR CASING. Rinse treated surfaces with potable water before they contact the crop, compost or casing.

NOTIFICATION
Date Reviewed: 3/5/13
Reviewed By: [Signature]

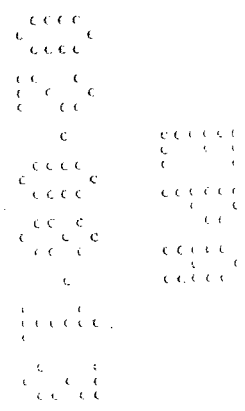
WATER DAMAGE RESTORATION AGAINST ODOR-CAUSING BACTERIA AND FUNGI FOR HOME, INSTITUTIONAL, INDUSTRIAL AND HOSPITAL USE: {Not for use in California}

This product is particularly suitable for use in water damage restoration situations against odor causing bacteria on the following porous and semi-porous materials: carpets, carpet cushions, subfloors, drywall, trim and frame lumber, tackless strip and paneling. Saturate the affected materials with enough product to remain wet for at least 10 minutes.

Sewer Backup and River Flooding: During mitigation procedures, remove gross filth or heavy soil along with non-salvageable materials. Saturate all affected areas with a coarse spray device before and after cleaning and extraction.

Carpets, Carpet Cushions and Other Porous Materials such as Subfloors, Drywall, Trim and Frame Lumber, Tackless Strip and Paneling: For water damage from a clean source, extract excess water. Test hidden area for colorfastness. Remove gross filth or heavy soil. Saturate all affected areas with a coarse spray device. Roll, brush or agitate into the materials and allow materials to remain wet for 10 minutes. Follow with a thorough extraction. Dry rapidly and thoroughly.

Special instructions For Cleaning Carpet Against Odor Causing Bacteria: Use this product in industrial and institutional areas such as homes, motels, hotels, nursing homes, schools, and hospitals. Use on wet-cleanable synthetic fibers. Do not use on wool. Vacuum carpet thoroughly prior to cleaning. Test fabric for colorfastness. Do not mix this product with other cleaning products. Follow the cleaning procedures specified by the manufacturer of the cleaning equipment. After using the product, set the carpet pile and protect the carpet from furniture legs and bases while drying. Do not over-wet. If applied to stain resistant nylon carpet, apply a fabric protector according to the manufacturer's directions.



NOTIFICATION
Date Reviewed: 3/5/13
Reviewed By: [Signature]

{Refill Alternate 1:}

To Refill: Refill (container size) oz. sprayer size [pump] from this convenient refill container. Use only in [product name] spray [pump] bottle [container]. Do not dilute.

{Refill Alternate 2:}

To Refill this bottle [container]: REMOVE [trigger spray] [pump] [cap] from empty [bottle] [container]. POUR: Unscrew cap on refill and pour directly into empty bottle [container]. USE: Replace [trigger sprayer] [pump] and use as you normally would.

{Refill Alternate 3:}

This product can also be used [straight] [undiluted] from this refill. Unscrew cap and transfer trigger [pump] to this [bottle] [container].

{Refill Alternate 4:}

Refill Directions:


Remove top from empty spray bottle.

Unscrew cap on refill and pour contents directly into empty bottle until full. Replace trigger sprayer. If liquid remains in refill bottle, replace cap. Store for future use. Use product according to label directions.

OPTIONAL TRIGGER INSTRUCTIONS

[Open flip cap and firmly insert [red] [white] hose tip. After each use turn sprayer nozzle to 'OFF' position and snap back into bottle to avoid leaks. Once trigger is connected store and transport in upright position [to avoid leakage through breather hole].]

[Optional instructions on cap: [Shake well.] [Remove sticker. Open flip cap. Firmly insert [red] [white] hose tip.]]



NOTIFICATION
Date Revised: 3/5/13
Reviewed By: [Signature]


{Note to reviewer: The following is considered optional graphics and marketing language.}

{Note to reviewer. The following may be used only if the supplemental registrant has obtained an NSF listing. Allowed on back or side panel only.}




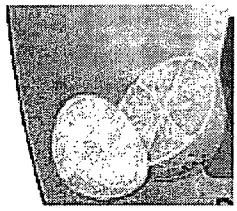
[NSF Listed]
{Insert 6-Digit NSF Listing Number here}

{Note to reviewer. The following may be used only if the supplemental registrant has obtained a Kosher Certification.}



{Any Kosher Symbol such as:}
[Kosher]

{Note to reviewer: The following is an optional graphic that will be used to illustrate the scent.}



NOTED
Date Received: 3/5/13
Reviewed By: [Signature]