

6836-152

11/8/2012

1/23

UNITED STATES ENVIRONMENTAL PROTECTION AGENCY
WASHINGTON, D.C. 20460



United States
Environmental Protection
Agency

Office of Pesticide Programs

Mrs. Joanna Holcombe,
Commercial Regulatory Services,
Lonza Inc.
90 Boroline Road
Allendale, NJ 07401

NOV -8 2012

Subject: Product Name: Lonza Formulation DC-103
EPA Reg. No.: 6836-152
Notification Date: October 4, 2012
EPA Receipt Date: October 9, 2012
Submission #: 925091

Dear Mrs. Holcombe

This letter acknowledges receipt of your notification submitted under the provision of the Federal Insecticide, Fungicide and Rodenticide Act. (FIFRA) section 3(c)9 and PR Notice 98-10.

Proposed Notification

- Addition of a note to reviewer regarding the use of brackets and braces throughout the label. Also, add additional optional language for a trigger spray bottle.

General Comment

Based on a review of the submitted material for your product, "Lonzagard DC-103", EPA Reg. No 6836-152, as listed above is acceptable. A copy has been placed in our records for future reference.

Should you have any questions or comments concerning this letter, please contact Velma Noble PM Team 31 at (703) 308-6233 or Jamil Mixon at (703) 308-8032.

Sincerely,

Velma Noble,
Product Manager, Team 31
Regulatory Management Branch
Antimicrobials Division (7510P)



United States
Environmental Protection Agency
Washington, DC 20460

☐ Registration
☐ Amendment
☒ Other

OPP Identifier Number

Application for Pesticide - Section 1

1. Company/Product Number 6836-152	2. EPA Product Manager Velma Noble	3. Proposed Classification <input checked="" type="checkbox"/> None <input type="checkbox"/> Restricted
4. Company/Product (Name) Lonza Formulation DC-103	PM# 31	
5. Name and Address of Applicant (Include ZIP Code) Lonza Inc. 90 Boroline Road Allendale, NJ 07401	6. Expedited Review. In accordance with FIFRA Section 3(c)(3)(b)(I), my product is similar or identical in composition and labeling to: EPA Reg. No. Product Name	
<input type="checkbox"/> Check if this is a new address		

Section - II

☐ Amendment - Explain below. ☐ Final printed labels in response to Agency letter dated _____
☐ Resubmission in response to Agency letter dated _____ ☐ "Me Too" Application
☒ Notification - Explain below. ☐ Other - Explain below

Explanation: Use additional page(s) if necessary. (For Section I and Section II.)

Not Subject to PRIA**Label Notification to add a note to reviewer and optional language. Please see cover letter for details.**

This notification is consistent with the provisions of PR-Notice 98-10 and EPA regulations at 40 CFR 152.46, and no other changes have been made to the labeling or the confidential statement of formula of this product. I understand that it is a violation of 18 U.S.C. Sec. 1001 to willfully make any false statement to EPA. I further understand that if this notification is not consistent with the terms of PR Notice 98-10 and 40 CFR 152.46, this product may be in violation of FIFRA and I may be subject to enforcement action and penalties under sections 12 and 14 of FIFRA.

Signature:

Date:

10-4-12

Section - III

1. Material This Product Will Be Packaged In:

Child-Resistant Packaging <input type="checkbox"/> Yes* <input checked="" type="checkbox"/> No *Certification must be submitted	Unit Packaging <input type="checkbox"/> Yes <input checked="" type="checkbox"/> No If "Yes" Unit Packaging wgt. No. per container	Water Soluble Packaging <input type="checkbox"/> Yes <input checked="" type="checkbox"/> No If "Yes" Package wgt. No. per container	2. Type of Container <input checked="" type="checkbox"/> Metal <input checked="" type="checkbox"/> Plastic <input type="checkbox"/> Glass <input type="checkbox"/> Paper <input checked="" type="checkbox"/> Other (Specify) bag-in-box
---	--	--	--

3. Location of Net Contents Information
☒ Label ☒ Container

4. Size(s) Retail Container
Various

5. Location of Label Directions
☒ On Label
☒ On labeling accompanying product

6. Manner in Which Label is Affixed to Product
☒ Lithograph ☐ Other _____
☒ Paper glued
☒ Stenciled

Section - IV

1. Contact Point (Complete items directly below for identification of individual to be contacted, if necessary, to process this application)

Name Joanna Holcombe	Title Sr. Regulatory Services Associate	Telephone No. (Include Area Code) 678-627-2336
--------------------------------	---	--

Certification

I certify that the statements I have made on this form and all attachments thereto are true, accurate and complete. I acknowledge that any knowingly false or misleading statement may be punishable by fine or imprisonment or both under applicable law.

2. Signature

3. Title

Sr. Regulatory Services Associate

4. Typed Name

Joanna Holcombe

5. Date

October 4, 2012

6. Date Application Received

(Stamped)

Via FedEx

Ms. Velma Noble, PM-31
Document Processing Desk (NOTIF)
Office of Pesticide Programs (7504P)
US Environmental Protection Agency
Room S-4900, One Potomac Yard
2227 S. Crystal Drive
Arlington, VA 22202

Lonza Inc.
90 Boroline Road
Allendale, NJ 07401, USA

Joanna Holcombe
Lonza Microbial Control
Regulatory Services

Tel 678-627-2336
Fax 678-627-2081
joanna.holcombe@lonza.com

October 4, 2012

**SUBJECT: Lonza Formulation DC-103, EPA Reg. No. 6836-152
Application for Label Notification**


Dear Ms. Noble:

Lonza is submitting an application to add a note to reviewer regarding the use of brackets and braces throughout the label, and to add optional language for a trigger spray bottle. Please find the enclosed documents in support of this notification:


- Application for Notification;
- Certification with Respect to Label Integrity;
- CD with label; and
- One copy of the proposed label with changes highlighted.

If you have any questions or need any additional information, please feel free to contact me at 678-627-2336.

Sincerely,
Lonza Inc.



Joanna Holcombe
Sr. Regulatory Services Associate



Note to Reviewer:

[Items in brackets [AAA] are optional and may/may not be included on final label]

{Items in braces {AAA} are for information purposes and will not appear on final label}

LONZA FORMULATION DC-103

One-Step Disinfectant

Cleaner – Fungicide – Mildewstat – Virucide* – Deodorizer
For Homes, Restaurants, Hospitals, Institutional and Industrial Use

Effective in the presence of 5% serum contamination

Fresh / Clean / Mild / Lemon / Pine / Mint / Floral / Citrus [scent] [fragrance] [scented] [odor]

- Formulated for Effective Farm Premise Sanitation
 - Formulated for Effective Poultry Premise Sanitation
 - Formulated for Effective Swine Premise Sanitation
 - Formulated for Effective Mushroom Farm Sanitation
 - Formulated for Veterinary Practice / Animal Care / Animal Laboratory Disinfection
 - For use in federally inspected meat and poultry plants
- Staphylocidal • Pseudomonacidal • Bactericidal • Salmonellacidal • Fungicidal • Virucidal*

Active Ingredients:

Octyl decyl dimethyl ammonium chloride	0.025%
Dioctyl dimethyl ammonium chloride.....	0.010%
Didecyl dimethyl ammonium chloride.....	0.015%
Alkyl (C ₁₄ , 50%; C ₁₂ , 40%; C ₁₆ , 10%) dimethyl benzyl ammonium chloride.....	0.034%
Other Ingredients	99.916%
Total	100.000%

KEEP OUT OF REACH OF CHILDREN

CAUTION [PRECAUCIÓN]

See [left] [side] [right] [back] panel for Precautionary Statements and First Aid

EPA Reg. No. 6836-152

EPA Establishment No. (insert EPA Est. No. here)

Net Contents (insert container size here)

[DOT Symbols]

[Country of origin (insert country)]

[Manufactured in (insert country)]

[Barcode]

Manufactured by:

LONZA INC.

90 Boroline Road

Allendale, NJ 07401

PRECAUTIONARY STATEMENTS**HAZARDS TO HUMANS AND DOMESTIC ANIMALS**

Caution. Causes moderate eye irritation. Avoid contact with eyes or clothing. Wash thoroughly with soap and water after handling and before eating, drinking, chewing gum or using tobacco.

FIRST AID

IF IN EYES: Hold eye open and rinse slowly and gently with water for 15-20 minutes. Remove contact lenses, if present, after first 5 minutes, then continue rinsing eye.

Call a poison control center or doctor for treatment advice. Have the container or label with you when calling a poison control center or doctor, or going for treatment.

{Note to reviewer: If container size is 5 gallons or larger, the following Environmental Hazards statements will be used:}

ENVIRONMENTAL HAZARDS

Do not discharge effluent containing this product into lakes, streams, ponds, estuaries, oceans or other waters unless in accordance with the requirements of a National Pollutant Discharge Elimination System (NPDES) permit and the permitting authority has been notified in writing prior to discharge. Do not discharge effluent containing this product to sewer systems without previously notifying the local sewage treatment plant authority. For guidance, contact your State Water Board or Regional Office of the EPA.

{Note to reviewer: The following is considered optional marketing language.}

- Disinfects [Disinfectant]
- Cleans [Cleaner]
- Deodorizes [Deodorant]
- This product contains no [phosphates] [or] [phosphorous] [compounds].
- Ready-to-Use
- [Convenient] Ready To Use formula.

Lonza Formulation DC-103

- delivers non-acid disinfectant and cleaning performance.
- is effective yet economical.
- can be used with a mop and bucket, trigger sprayers, sponge or by soaking.
- cleans, disinfects and deodorizes in one labor saving step.
- deodorizes by killing microorganisms that cause offensive odors.
- [improves labor results by] effectively controls [controlling] malodors.
- will disinfect, clean and deodorize surfaces in rest rooms and toilet areas, behind and under sinks and counters, garbage cans and garbage storage areas, and other places where bacterial growth can cause malodors.
- is formulated for use in daily maintenance programs with a balance of detergents, biocides and malodor counteractants that deliver effective cleaning, disinfecting and malodor control.
- is a complete, chemically balanced disinfectant.
- will not leave grit or soap scum.
- is a versatile disinfectant for hard, nonporous nonfood contact surfaces in Veterinarian, Animal care and Farm Premise applications.
- is a [versatile] cleaner and broad spectrum disinfectant formulated for use only on non-critical instruments in Ultrasonic Baths [Ultrasonic cleaning units].
- is a [one-step] [Hospital Use] disinfectant cleaner that is effective against a broad spectrum of bacteria, is virucidal* [including HIV-1, the AIDS Virus and Hepatitis B Virus and Hepatitis C virus], fungicidal, and inhibits the growth of mold and mildew, and their odors, when used as directed.
- meets AOAC efficacy standards for hospital disinfectants.
- [Kills] [Eliminates] [Removes] [Destroys] [is effective against] avian influenza A (H3N2) [and] (H5N1) on pre-cleaned environmental surfaces
- [Kills] [Eliminates] [Removes] [Destroys] [is effective against] (Insert pathogen or pathogens from lists on pages 7-8) on [pre-cleaned] environmental surfaces
- [Kills] [Eliminates] [Removes] [Destroys] [is effective against] [Germs] [Bacteria] [Viruses*] [on [pre-cleaned] environmental surfaces]
- is effective at controlling mold and mildew odor on mattresses, pillows and shower curtains. **{Not for use in California}**
- leaves a clean fresh scent.
- provides long lasting freshness against tough [pet] odors such as odors from litter boxes and pet accidents.
- is a mildewstat and will effectively inhibit the growth of mold and mildew and the odors caused by them when applied to hard nonporous surfaces.
- kills household germs; effective against Pseudomonas aeruginosa [Pseudomonas], Staphylococcus aureus [Staph] and Streptococcus pyogenes [Strep], Influenza A / Brazil [influenza] and Trichophyton mentagrophytes [Athlete's foot fungus] [A cause of Ringworm].

{Note to reviewer: The following is considered optional marketing language.}

Use Lonza Formulation DC-103

- in federally inspected Meat & Poultry Plants as a disinfectant on all surfaces in inedible product processing areas, nonprocessing areas and / or exterior areas. This product was authorized by USDA as category D1 under the prior authorization program and its formula has not been changed.
 - as a disinfectant on hard, nonporous surfaces.
 - in kitchens, bathrooms and other household areas.
 - to clean and disinfect finished floors, sinks and tubs.
 - with a mop and bucket, trigger sprayer, sponge or by soaking.
 - for non-scratch cleaning of showers and tubs, shower doors and curtains, fixtures and toilet bowls.
 - to clean and disinfect nonporous salon / barber tools and instruments: combs, brushes, scissors, blades and manicure instruments.
 - for disinfecting of ultrasound transducers, probes, mammography compressor plates and other hard nonporous surfaces.
 - to clean and disinfect finished floors. Can be applied with damp mop or autoscrubber. Cleans and disinfects without dulling gloss.
 - on coils and drain pans of air conditioning and refrigeration equipment and heat pumps. Follow the directions for disinfection.
 - to clean and disinfect nonporous fire fighting bunker / turnout gear; trousers; overcoats, gloves, boots, hoods, helmets, air masks.
 - [on] [to clean and disinfect] nonporous personal protective safety equipment, wrestling headgear, boxing headgear, protective headgear, athletic helmets, hard hats, half mask respirators, full face breathing apparatus, gas masks, goggles, spectacles, face shields, hearing protectors, and ear muffs. Rinse all equipment that comes in prolonged contact with skin with warm water and allow to air dry before reuse. [Precaution: Cleaning at 120°F temperature will avoid overheating and distortion of the personal safety equipment that would necessitate replacement.]
 - [on] [to clean and disinfect] nonporous athletic mats, wrestling mats, gymnastic mats, exercise equipment and training tables.
 - for Poultry Premise Sanitation [Hatcheries] of hard nonporous surfaces in: Egg Receiving Area, Egg Holding Area; Setter Room, Tray Dumping Area, Trays, Buggies, Racks, Egg Flats, Chick Holding Room, Hatchery Room, Chick Processing Area, Chick Loading Area, Poultry Buildings, Ceilings, Sidewalls and Floors, Drinkers and other Poultry House related equipment, and all other hard nonporous surfaces in the Hatchery environment.
 - for Swine Premise Sanitation of hard nonporous surfaces: Waterers and Feeders, Hauling Equipment, Dressing Plants, Loading Equipment, Farrowing Barns and areas, Nursery blocks, Creep area, Chutes.
 - for Farm Premise Sanitation of hard nonporous surfaces: floors, walls, feed racks, mangers, troughs, automatic feeders, fountains and waterers, forks, shovels, scrapers and other nonporous surfaces in barns, pens, stalls, chutes and other facilities and fixtures occupied or traversed by animals.
 - in the laundry to control odors on musty bedding and linens. Test on a small inconspicuous area before using.
- {Not for use in California}**
- on mildew stains in damp areas such as bathrooms, showers, kitchens, basements and laundry rooms.
 - in work areas such as tool rooms and garages for odor control and light duty cleaning.
 - to remove odors caused by flooding and smoke from fires.
 - to clean and disinfect tables, chairs, and countertops

Cross-contamination is of major housekeeping concern. **Lonza Formulation DC-103** has been formulated to aid in the reduction of cross-contamination in not only in hospitals, but in schools, institutions and industry.

{Note to reviewer: The following is considered optional marketing language.}

Lonza Formulation DC-103 is a phosphate free, germicidal detergent effective in the presence of a moderate amount of organic soil on hard nonporous surfaces found at mushroom farms. **Lonza Formulation DC-103** has been designed for use between mushroom crops. Areas of intended use include breezeways and track alleys before spawning, inside and outside walls of mushroom houses, lofts, floors, storage sheds and casing rings. Use of **Lonza Formulation DC-103** must be limited to areas where compost and mushrooms are not present.

- Citrus Scent
- Fresh Mild Scent
- Removes soap scum
- [Economical] [Spray & Wipe] formula.
- Cuts [through] [tough] grease and grime.
- Kills odor-causing bacteria.
- Inhibits [the growth of] [mold] [and] [mildew]
- Kitchen, Bathroom, Household Disinfectant Cleaner.
- Leaves [your house with] a [clean] [fresh] scent.
- Trigger spray[er]
- Pump spray[er]

{Note to reviewer: The following is considered optional marketing language.}

[AREAS OF USE:]

Use Lonza Formulation DC-103 in:

{Note to reviewer: Each entry below also represents a graphic depicting the corresponding area of use. The graphics will only represent individual objects or outsides or insides of buildings as described below. No people, animal or food will be depicted in graphics.}

Bathrooms
Homes [Households]
Kitchens

Clinics
Dental offices
Health Care Facilities
Hospitals
Medical Offices
Medical Related facilities
Nursing homes
Sick Rooms

Day care centers
Nurseries

Bars
Cafeterias
Convenience stores
Food processing plants
Food storage areas
Institutional kitchens
Restaurants [Front of House]
USDA inspected food processing facilities

Athletic facilities
Barber shops
Business and office buildings
Colleges
Correctional facilities
Dressing rooms
Exercise facilities
Factories
Hotels
Institutional facilities
Institutions
Locker rooms
Motels


Prisons
Public facilities
Public rest rooms,
Schools
Shower and bath areas
Salons [Beauty] [Tanning]

Camp grounds
Play ground equipment

Animal laboratories
Dairy farms
Farms
Hog farms
Kennels
Mushroom Farms
Poultry farms
Pet animal quarters
Pet shops
Turkey farms
Zoos

Airplanes
Airports
Ambulances
Boats
Buses
Campers
Cars
Emergency [Police] [EMS] [Fire] [Rescue] vehicles

Mobile homes
Ships
Taxis
Trailers
Trains
Transportation terminals



{Note to reviewer: The following is considered optional marketing language.}

[TYPES OF SURFACES:]

Use **Lonza Formulation DC-103** on washable hard, nonporous surfaces of:

{Note to reviewer: Each entry below also represents a graphic depicting the corresponding type of surface. No people, animal or food will be depicted in graphics. Only exteriors of microwaves and refrigerators will be depicted. Toy graphics will be submitted to Agency for review.}

Appliances, exteriors
 Bathroom fixtures
 Bathtubs [fiberglass]
 Cabinets
 Cages
 Chairs
 Coils and drain pans of air conditioning and refrigeration equipment and heat pumps
 Conductive flooring
 Counters [Countertops]
 Countertop laminates
 Desks
 Doorknobs
 Floors
 Garbage cans
 Highchairs
 Kennel runs
 Microwave ovens, exteriors
 Outdoor [patio] furniture except cushions and wood frames
 Refrigerators, exteriors
 Refrigerated storage and display equipment
 Showers
 Shower stalls
 [Fiberglass] Shower stalls
 [Fiberglass] Sinks [bathroom] [kitchen]
 Sinks [bathroom] [kitchen]
 Stoves [stovetops]
 Tables, [Non-wooden picnic tables]
 Telephones
 Toilets
 Toilet bowls
 Toilet bowl surfaces
 Tubs [Fiberglass]
 Tiles, glazed
 Ultrasonic baths

Urinals
 Walls
 Whirlpool [bathtubs] [tubs] [units]

Non-critical medical device surfaces:


Beds [Medical] [Hospital]
 Bed frames
 Bed rails
 Crutches
 Defibrillators
 Gurneys

Non-critical [hospital] [medical] equipment surfaces:

[Medical] Examining tables
 [Medical] [Hospital] Lamps
 Rescue tools
 Resuscitators
 [Medical] [Hospital] Scales
 Stands
 Stretchers
 Stethoscopes
 Walkers
 Wheel chairs

Other hard nonporous surfaces made of:

Glazed ceramic
 Glazed enameled surfaces
 Glazed porcelain
 Laminated surfaces
 Metal
 Plastic [such as polystyrene or polypropylene]
 Sealed stone
 Stainless steel
 Upholstery, vinyl and plastic
 Woodwork, finished



{Note to reviewer: The following is considered optional marketing language. ATCC numbers are listed on the data matrix.}

Lonza Formulation DC-103 is a [one-step] [Hospital use] disinfectant, Bactericidal according to the current AOAC Use-Dilution Test Method, Fungicidal according to the AOAC Fungicidal Test and Virucidal* according to the virucidal qualification modified in the presence of 5% organic serum against:

{or}

As a disinfectant, **Lonza Formulation DC-103** [kills] [is effective against]:

[Bacteria:]

Pseudomonas aeruginosa [*Pseudomonas*]

Staphylococcus aureus [*Staph*]

Salmonella enterica [*Salmonella*]

Acinetobacter baumannii [*Acinetobacter*]

Brevibacterium ammoniagenes [*Brevibacterium*]

Campylobacter jejuni [*Campylobacter*]

Enterobacter aerogenes

Enterococcus faecalis [*Enterococcus*]

Enterococcus faecalis - Vancomycin resistant [VRE]

Escherichia coli [*E. coli*]

ESBL *Escherichia coli* [Extended spectrum beta-lactamase producing *E. coli*]

Klebsiella pneumoniae [*Klebsiella*]

Legionella pneumophila

Listeria monocytogenes [*Listeria*]

Pseudomonas cepacia [*Pseudomonas*]

Salmonella schottmuelleri [*Salmonella*]

Salmonella typhi [*Salmonella*]

Serratia marcescens

Shigella dysenteriae [*Shigella*]

Staphylococcus aureus - Community Associated Methicillin-Resistant [CA-MRSA] [NRS384] [USA300]

Staphylococcus aureus - Community Associated Methicillin-Resistant [CA-MRSA] [NRS123] [USA400]

Staphylococcus aureus - Methicillin-Resistant [MRSA]

Staphylococcus aureus Multi-Drug Resistant [resistant to tetracycline [Tc], penicillin [Pc], streptomycin [Sm] and erythromycin [Em] and susceptible to chloramphenicol [Cm] *in vitro*]

Staphylococcus aureus - Vancomycin Intermediate Resistant - [VISA]

Streptococcus pyogenes [Strep] [a cause of scarlet fever]

Vibrio cholerae

[Viruses:]

*Hepatitis B Virus [HBV]

*Hepatitis C Virus [HCV]

*Herpes Simplex Virus Type 1

*Herpes Simplex Virus Type 2

*HIV-1 [AIDS Virus]

*Human Coronavirus

*Influenza Virus Type A / Brazil [Influenza]

*Influenza Virus Type A / Hong Kong [Influenza]

*Norwalk Virus [Feline Calicivirus] [Norovirus]

*Respiratory Syncytial Virus [RSV]

*Rotavirus

*SARS Associated Coronavirus [SARS] [cause of Severe Acute Respiratory Syndrome]

*Vaccinia [Pox Virus]

{Continued from previous page}

- Respiratory illnesses attributable to Pandemic 2009 H1N1 are caused by influenza A virus. This product [Product Name] is a broad-spectrum hard surface disinfectant that has been shown to be effective against (influenza A virus tested and listed on the label) and is expected to inactivate all influenza A viruses including Pandemic 2009 H1N1 [formerly called swine flu].
- This product has demonstrated effectiveness against influenza A virus and is expected to inactivate all influenza A viruses including Pandemic 2009 H1N1 influenza A virus.
- This product has demonstrated effectiveness against (influenza A virus tested and listed on the label) and is expected to inactivate all influenza A viruses including Pandemic 2009 H1N1 [formerly called swine flu].
- Kills Pandemic 2009 H1N1 influenza A virus [formerly called swine flu].
- Kills Pandemic 2009 H1N1 influenza A virus.

Lonza Formulation DC-103 [kills] [is effective against] [the following animal viruses:]

Avian Infectious Bronchitis Virus
 Avian Influenza [virus] (H3N2)
 Avian Influenza [virus] (H5N1)
 Canine Distemper Virus
 Feline Calicivirus
 Newcastle's Disease Virus
 Pseudorabies Virus

[Fungi:]

Aspergillus niger

Trichophyton mentagrophytes [the Athlete's Foot Fungus] [A Cause of Ringworm] [A Cause of Ringworm of the foot]

{If the following Spanish statement is used, it must appear directly above DIRECTIONS FOR USE.}

Si usted no entiende la etiqueta, busque a alguien para que se la explique a usted en detalle. [If you do not understand the label, find someone to explain it to you in detail.]

DIRECTIONS FOR USE

It is a violation of Federal law to use this product in a manner inconsistent with its labeling.

Before use in federally inspected meat and poultry food processing plants and dairies, food products and packaging materials must be removed from the room or carefully protected.

DISINFECTION / VIRUCIDAL* / FUNGICIDAL / MOLD & MILDEW CONTROL DIRECTIONS:

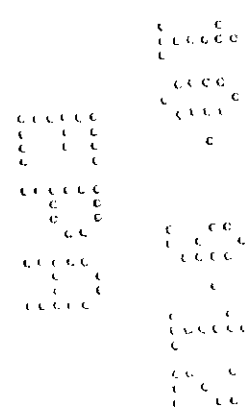
Apply **Lonza Formulation DC-103** undiluted to hard, nonporous surfaces, thoroughly wetting the surfaces with a cloth, mop, sponge, sprayer or by immersion. Treated surfaces must remain wet for 10 minutes. *{Note to reviewer: if using reduced contact time for Influenza Virus Type A and/or Human Coronavirus, the following sentence will be required:}* **[For [Influenza Virus Type A] [and] [Human Coronavirus],** treated surfaces must remain wet for 1 minute.] Wipe dry with a cloth, sponge or mop or allow to air dry. For heavily soiled areas, a preliminary cleaning is recommended.

For sprayer applications, use a coarse spray device. Spray 6 - 8 inches from surface; rub with brush, sponge or cloth. Avoid breathing spray.

Rinse all surfaces that come in contact with food such as countertops, appliances, tables and stovetops with potable water before reuse. Do not use on utensils, glassware and dishes.

For fungicidal activity: Lonza Formulation DC-103 is an effective one-step fungicide against Trichophyton mentagrophytes when used on surfaces in areas such as locker rooms, dressing rooms, shower and bath areas and exercise facilities.

For mold and mildew: Repeat treatment every 7 days or more often if new growth appears.



{Note to reviewer: Alternate directions for products sold in spray bottles:}

DISINFECTION / *VIRUCIDAL / FUNGICIDAL / MOLD & MILDEW CONTROL DIRECTIONS:

Spray 6 - 8 inches from surface, until surfaces are thoroughly wet. Do not breathe spray. Treated surfaces must remain wet for 10 minutes. Wipe dry with a clean cloth, sponge, or mop or allow to air dry.

For fungicidal activity: Lonza Formulation DC-103 is an effective one-step fungicide against Trichophyton mentagrophytes when used on surfaces in areas such as locker rooms, dressing rooms, shower and bath areas and exercise facilities.

For mold and mildew: Repeat treatment every 7 days or more often if new growth appears.

Rinse all surfaces that come in contact with food such as countertops, appliances, tables and stovetops with potable water before reuse. Do not use on utensils, glassware and dishes.

{Note for reviewer: For labels that list medical premises and metal and / or stainless steel surfaces, one of the following statements must be used:}

This product is not to be used as a terminal sterilant / high level disinfectant on any surface or instrument that [1] is introduced directly into the human body, either into or in contact with the bloodstream or normally sterile areas of the body, or [2] contacts intact mucous membranes but which does not ordinarily penetrate the blood barrier or otherwise enter normally sterile areas of the body. [This product may be used to preclean or decontaminate critical or semi-critical medical devices prior to sterilization or high level disinfection.]

{or}

This product is not for use on medical device surfaces.

KILLS HIV-1 AND HBV AND HCV ON PRE-CLEANED ENVIRONMENTAL SURFACES / OBJECTS

PREVIOUSLY SOILED WITH BLOOD / BODY FLUIDS in health care settings or other settings in which there is an expected likelihood of soiling of inanimate surfaces / objects with blood or body fluids and in which the surfaces / objects likely to be soiled with blood or body fluids can be associated with the potential for transmission of Human Immunodeficiency Virus Type 1 [HIV-1] [associated with AIDS] or Hepatitis B Virus [HBV] or Hepatitis C Virus [HCV].

Special Instructions for Cleaning and Decontamination against HIV-1 or HBV or HCV on Surfaces / Objects Soiled With Blood / Body Fluids.

Personal Protection: Clean-up should always be done wearing protective gloves, gowns, masks and eye protection.

Cleaning Procedure: Blood and other body fluids containing HIV or HBV or HCV must be thoroughly cleaned from surfaces and objects before application of **Lonza Formulation DC-103**.

Contact Time: Leave surface wet for 1 minute [60 seconds] for HIV-1 and 10 minutes for HBV and HCV. Use a 10 minute contact time for disinfection against all other viruses, bacteria and fungi claimed.

Disposal of Infectious Material: Blood, body fluids, cleaning materials and clothing should be autoclaved and disposed of according to local regulations for infectious waste disposal.

NON-ACID TOILET BOWL AND URINAL DISINFECTANT / CLEANER DIRECTIONS:

Remove gross filth prior to disinfection.

Empty toilet or urinal and apply **Lonza Formulation DC-103** to exposed surfaces and under the rim with a cloth, mop, sponge, or sprayer. Brush or swab thoroughly, allow to stand for 10 minutes, and flush.

SALON [BARBER] INSTRUMENTS AND TOOLS DISINFECTION [BACTERICIDE] / [VIRUCIDE*] / [FUNGICIDE] DIRECTIONS:

Use **Lonza Formulation DC-103** undiluted to disinfect hard, nonporous instruments and tools. Completely immerse combs, brushes, plastic rollers, manicure and other salon instruments and tools for 10 minutes. For heavily soiled instruments and tools, a preliminary cleaning is required. Rinse thoroughly and dry before use. Use fresh product daily or more often if product becomes diluted or soiled.

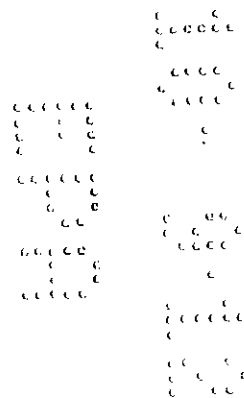
Note: Plastics may remain immersed until ready to use. Stainless steel shears and instruments must be removed after 10 minutes, rinsed, dried and kept in a clean, non-contaminated receptacle. Prolonged soaking may cause damage to metal instruments.

ULTRASONIC BATH DISINFECTANT[/ VIRUCIDAL*] DIRECTIONS:

Use **Lonza Formulation DC-103** to disinfect hard nonporous non-critical objects compatible with Ultrasonic cleaning units. Pour **Lonza Formulation DC-103** directly into bath chamber. Pre-clean heavily soiled objects. Place objects into unit and operate for a minimum of 10 minutes, according to the manufacturer's directions. Remove objects and wash with sterile water [sterile water for injection] or allow to air dry. Use fresh product for each use.

DISINFECTION OF WHIRLPOOL UNITS: After using the whirlpool unit, drain, and fill with **Lonza Formulation DC-103** to just cover the intake valve. Start the pump to circulate the solution. Wash down the unit sides, seat of the chair lift and any related equipment with a clean swab, brush or sponge. Treated surfaces must remain wet for 10 minutes. After the unit has been thoroughly cleaned, drain the solution from the unit and rinse cleaned surfaces with fresh water. Repeat for heavily soiled units.

FOR USE ON FINISHED FLOORS: Apply with a damp mop or autoscrubber. Allow surface to remain wet for 10 minutes. Wipe or allow to air dry.



[Animal Viruses:]
Avian Infectious Bronchitis Virus
Avian Influenza [virus] (H3N2)
Avian Influenza [virus] (H5N1)
Canine Distemper Virus
Feline Calicivirus
Newcastle's Disease Virus
Pseudorabies Virus

["SPECIAL INSTRUCTIONS FOR INACTIVATING AVIAN INFLUENZA" AND OTHER ANIMAL VIRUSES LISTED ON THIS LABEL]


{or}

[VETERINARY [PRACTICE]] [FACILITIES] / [ANIMAL CARE] [FACILITIES] / [ANIMAL LABORATORY] [FACILITIES] / [ZOOS] / [PET SHOPS] / [KENNELS] DISINFECTION [/ VIRUCIDAL*] DIRECTIONS:

For cleaning and disinfecting hard nonporous surfaces: equipment used for feeding or watering animals, utensils, instruments, cages, kennels, stables, catteries, pens, stalls and etc. Remove all animals and feeds from premises, animal transportation vehicles, crates, pens, stalls and etc. Remove all litter, droppings and manure from floors, walls and surfaces of facilities occupied or traversed by animals. Empty all feeding and watering appliances. Thoroughly clean all surfaces with soap or detergent and rinse with water. Saturate surfaces with **Lonza Formulation DC-103** for a period of 10 minutes. Wipe or allow to air dry. Immerse all halters, ropes, and other types of equipment used in handling and restraining animals as well as forks, shovels, and scrapers used for removing litter and manure. Thoroughly scrub all treated surfaces, then rinse all surfaces that come in contact with food, including equipment used for feeding or watering, with potable water before reuse. Ventilate buildings, animal enclosures, [vehicles] and other closed spaces. Do not house animals or employ equipment until treatment has been absorbed, set or dried.

FARM PREMISE USE:

Remove all animals and feed from premises, vehicles and enclosures. Remove all litter and manure from floors, walls and surfaces of barns, pens, stalls, chutes and other facilities and fixtures occupied or traversed by animals. Empty all troughs, racks and other feeding and watering appliances. Thoroughly clean all surfaces with soap or detergent and rinse with water. Saturate all surfaces with **Lonza Formulation DC-103** for a period of 10 minutes. Immerse all halters, ropes and other types of equipment used in handling and restraining animals as well as forks, shovels and scrapers used for removing litter and manure. Ventilate buildings, cars, trucks, boats and other closed spaces. Do not house livestock or employ equipment until treatment has been absorbed, set or dried. Thoroughly scrub all treated feed racks, mangers, troughs, automatic feeders, fountains and waterers with soap or detergent, and rinse with potable water before reuse.




SMALL ANIMAL [HOUSING] [CAGE], [KENNEL] [AND CRATE] DISINFECTION / VIRUCIDAL* DIRECTIONS:

1. Remove all animals and feeds from kennel, crate, cage, carryalls.
2. Remove all litter and animal droppings. Thoroughly clean all hard, nonporous surfaces with soap or detergent and rinse with water. Empty all feeding and watering appliances.
3. [Apply **Lonza Formulation DC-103** to surfaces with a cloth, mop, sponge or coarse sprayer until thoroughly wet.] [Spray **Lonza Formulation DC-103** onto surfaces until thoroughly wet.] Immerse animal handling and cleaning equipment; such as leashes, muzzles and scrapers. Treated surfaces must remain wet for 10 minutes, then wipe or allow to air dry.
4. Rinse all surfaces that come in contact with food including animal feeding devices, bowls or dishes with potable water prior to reuse.
5. Do not re-introduce or house animals until treatment has been absorbed, set or dried.

REPTILE TANK CLEANING AND DISINFECTION DIRECTIONS:

Remove all reptiles from the enclosure [tank] prior to cleaning and disinfecting. Remove all litter or droppings from surfaces. Empty all equipment used for feeding or watering reptiles. Thoroughly clean all hard, nonporous surfaces with soap or detergent and rinse with water. Apply **Lonza Formulation DC-103** to the surfaces of the enclosure [tank] until thoroughly wet. Allow surfaces to remain wet for 10 minutes. Wipe dry using a clean cloth or sponge or paper towel. Rinse all surfaces that come in contact with food, including equipment used for feeding or watering, with potable water before reuse. Allow the [enclosure] [tank] to ventilate for a minimum of 10 - 15 minutes before replacing the reptiles.

DO NOT apply **Lonza Formulation DC-103** directly onto the reptile. If **Lonza Formulation DC-103** comes into contact with the reptile's skin, then immediately wash the material off of the animal with lukewarm water. If the reptile ingests **Lonza Formulation DC-103**, contact your veterinarian immediately.



POULTRY AND SWINE PREMISE DISINFECTION [/ VIRUCIDAL*] DIRECTIONS:

Remove all animals and feeds from premises, vehicles, and enclosures such as coops and crates. Remove all litter, droppings and manure from floors, walls and surfaces of barns, pens, stalls, chutes and other facilities and fixtures occupied or traversed by animals. Empty all troughs, racks and other feeding and watering appliances. Thoroughly clean all surfaces with soap or detergent and rinse with water. Saturate surfaces with **Lonza Formulation DC-103** for 10 minutes. Immerse all halters, ropes and other types of equipment used in handling and restraining animals, as well as forks, shovels, and scrapers used for removing letter and manure. Ventilate buildings, cars, trucks, coops and other closed spaces. Do not house animals or employ equipment until treatment has been absorbed, set or dried. Thoroughly scrub treated feed racks, mangers, troughs, automatic feeders, fountains and waterers with soap or detergent, and rinse with potable water before reuse.

Hatcheries: Use **Lonza Formulation DC-103** undiluted to treat the following hard nonporous surfaces: hatching, setters, trays, racks, carts, sexing tables, delivery trucks and other hard surfaces. Leave all treated surfaces wet for 10 minutes or more. Then allow to air dry.

Vehicles: Treat all vehicles including mats, crates, cabs and wheels with water and **Lonza Formulation DC-103**. Use **Lonza Formulation DC-103** undiluted to treat all vehicles. Leave all treated surfaces wet for 10 minutes or more. Wipe dry with a clean cloth or sponge or allow to air dry.

Shoe Bath Disinfectant Directions: To prevent cross contamination into animal areas, shoe baths containing one inch of product must be placed at all entrances to buildings and hatcheries. Scrape waterproof work boots and place in bath for 10 minutes prior to entering area. Change the bath daily or more often if solution appears diluted or soiled.

Dressing Plant Disinfectant Directions: Disinfect equipment, utensils, walls and floors in poultry and animal dressing plants. Disinfect offal rooms, exterior walls and loading platforms of dressing plants. Cover or remove all food and packaging materials. Remove all heavy soils prior to application. Saturate all surfaces with **Lonza Formulation DC-103**. Scrub to loosen all soils. Surfaces must remain wet for 10 minutes, and then thoroughly rinsed with potable water before operations are resumed. Allow to air dry.

MUSHROOM FARM PREMISE USE:

Site Preparation: The first step in any on-going sanitation program must be the removal of gross contamination and debris. This may be accomplished by using a shovel, broom, or vacuum, depending on the area to be disinfected.

Cleaning and Disinfection: For general cleaning and disinfection, apply **Lonza Formulation DC-103** with a cloth, mop, sponge, sprayer or by immersion to thoroughly wet the surfaces. Treated surfaces must be allowed to remain wet for 10 minutes. Wipe or allow to air dry. For heavily soiled areas, preclean first. Use fresh product for each use or more often if product becomes visibly diluted, clouded or soiled.

DO NOT APPLY USE-SOLUTION TO THE MUSHROOM CROP, COMPOST OR CASING. Rinse treated surfaces with potable water before they contact the crop, compost or casing.

TO CLEAN AND DEODORIZE: Apply undiluted to surfaces with a cloth, mop, sponge or sprayer. Wipe or allow to air dry.


WATER DAMAGE RESTORATION AGAINST ODOR-CAUSING BACTERIA AND FUNGI FOR HOME, INSTITUTIONAL, INDUSTRIAL AND HOSPITAL USE: {Not for use in California}

This product is particularly suitable for use in water damage restoration situations against odor causing bacteria on the following porous and semi-porous materials: carpets, carpet cushions, subfloors, drywall, trim and frame lumber, tackless strip and paneling. Saturate the affected materials with enough product to remain wet for at least 10 minutes.

Sewer Backup and River Flooding: During mitigation procedures, remove gross filth or heavy soil along with non-salvageable materials. Saturate all affected areas with a coarse spray device before and after cleaning and extraction.

Carpets, Carpet Cushions and Other Porous Materials such as Subfloors, Drywall, Trim and Frame Lumber, Tackless Strip and Paneling: For water damage from a clean source, extract excess water. Test hidden area for colorfastness. Remove gross filth or heavy soil. Saturate all affected areas with a coarse spray device. Roll, brush or agitate into the materials and allow materials to remain wet for 10 minutes. Follow with a thorough extraction. Dry rapidly and thoroughly.

Special instructions For Cleaning Carpet Against Odor Causing Bacteria: Use this product in industrial and institutional areas such as homes, motels, hotels, nursing homes, schools, and hospitals. Use on wet-cleanable synthetic fibers. Do not use on wool. Vacuum carpet thoroughly prior to cleaning. Test fabric for colorfastness. Do not mix this product with other cleaning products. Follow the cleaning procedures specified by the manufacturer of the cleaning equipment. After using the product, set the carpet pile and protect the carpet from furniture legs and bases while drying. Do not over-wet. If applied to stain resistant nylon carpet, apply a fabric protector according to the manufacturer's directions.



{Refill Alternate 1:}

To Refill: Refill (container size) oz. sprayer size [pump] from this convenient refill container. Use only in [product name] spray [pump] bottle [container]. Do not dilute.

{Refill Alternate 2:}

To Refill this bottle [container]: REMOVE [trigger spray] [pump] [cap] from empty [bottle] [container]. POUR: Unscrew cap on refill and pour directly into empty bottle [container]. USE: Replace [trigger sprayer] [pump] and use as you normally would.

{Refill Alternate 3:}

This product can also be used [straight] [undiluted] from this refill. Unscrew cap and transfer trigger [pump] to this [bottle] [container].

{Refill Alternate 4:}

Refill Directions:

Remove top from empty spray bottle.

Unscrew cap on refill and pour contents directly into empty bottle until full. Replace trigger sprayer. If liquid remains in refill bottle, replace cap. Store for future use. Use product according to label directions.

OPTIONAL TRIGGER INSTRUCTIONS

[Open flip cap and firmly insert [red] [white] hose tip. After each use turn sprayer nozzle to 'OFF' position and snap back into bottle to avoid leaks. Once trigger is connected store and transport in upright position [to avoid leakage through breather hole].]

[Optional instructions on cap: [Shake well.] [Remove sticker. Open flip cap. Firmly insert [red] [white] hose tip.]]

{Note to reviewer: For Nonrefillable Containers, Ready to Use Household/Residential Use Products. The phrase "except as described in the directions for use" will only be used when refill directions are used on the final label.}

STORAGE AND DISPOSAL

Store in original container in areas inaccessible to children. Nonrefillable container. Do not reuse or refill this container [except as described in the directions for use]. Wrap [container] and put in trash or offer for recycling if available.

{or}

Store in original container in areas inaccessible to children. Nonrefillable container. Do not reuse or refill this container [except as described in the directions for use]. Wrap [container] and put in trash or offer for reconditioning if appropriate.

{Note to reviewer: Nonrefillable Containers, Ready-To-Use Products for Commercial/Institutional/Industrial Uses-- no new container rinsing directions, not a dilutable per PRN 2007-4. The phrase "except as described in the directions for use" will only be used when refill directions are used on the final label.}

STORAGE AND DISPOSAL

Do not contaminate water, food or feed by storage or disposal.

Pesticide Storage: Open dumping is prohibited. Store in original container in areas inaccessible to children.

Container Disposal:

[Plastic Containers:] Nonrefillable container. Do not reuse or refill this container [except as described in the directions for use]. Triple rinse [or equivalent]. Offer for recycling or reconditioning or puncture and dispose of in a sanitary landfill, or incineration, or if allowed by state and local authorities, by burning. If burned, stay out of smoke.

[Metal Containers:] Nonrefillable container. Do not reuse or refill this container [except as described in the directions for use]. Triple rinse [or equivalent]. Offer for recycling if available or puncture and dispose of in sanitary landfill or by other procedures approved by state and local authorities.

[Bag in Box Containers:] Nonrefillable container. Do not reuse or refill this container [except as described in the directions for use]. Completely empty bag into application equipment. Then offer for recycling if available or dispose of in a sanitary landfill, or by incineration, or by other procedures allowed by state and local authorities.

{Note to reviewer: For Nonrefillable Sealed Containers: Several packaging options are designed in such a way that they cannot be opened (such as a molded plastic bottle with a small opening for dispensing the product). None of these can be triple rinsed because they are essentially closed sealed containers. The following text will be used on these sealed container types:}

STORAGE AND DISPOSAL

Do not contaminate water, food or feed by storage or disposal.

Pesticide Storage: Open dumping is prohibited. Store in original container in areas inaccessible to children.

Container Disposal: Nonrefillable container. Do not reuse or refill this container. Wrap empty container and put in trash.


{Note to reviewer: The following is considered optional graphics and marketing language.}

{Note to reviewer: The following may be used only if the supplemental registrant has obtained an NSF listing. Allowed on back or side panel only.}



[NSF Listed]
{Insert 6-Digit NSF Listing Number here}

{Note to reviewer: The following may be used only if the supplemental registrant has obtained a Kosher Certification.}



{Any Kosher Symbol such as:}

[Kosher]

{Note to reviewer: The following is an optional graphic that will be used to illustrate the scent.}

