

6836-116

4/22/2008

Page 1 of 7



UNITED STATES ENVIRONMENTAL PROTECTION AGENCY
WASHINGTON, DC 20460

APR 22 2008

OFFICE OF
PREVENTION, PESTICIDES
AND TOXIC SUBSTANCES

**Georgia Anastasiou, Agent for Lonza, Inc.
c/o Lewis and Harrison
122 C Street N.W. Suite 740
Washington, D.C. 20001**

**Subject: Product Name: Dantobrom S
EPA File Symbol: 6836-116
Amendment Application Date: February 19, 2008**

Dear Ms. Anastasiou:

The Agency has reviewed your amendment submitted in accordance with continuing registration under the Federal Insecticide Fungicide and Rodenticide Act (FIFRA), as amended, and determined the action acceptable.

In summary you have added minor labeling changes. A copy of your label is enclosed. Please submit a finished copy of your label for our files.

If you have questions concerning this letter, please contact Tom Luminello by telephone at 703-308-8075 or by e-mail at luminello.tom@epa.gov.

Sincerely,

Emily Mitchell
**Emily H. Mitchell, PM-32
Regulatory Management Branch II
Antimicrobials Division (7510-P)**

Enclosure

2 8 7

DANTOBROM® S

BROMINATING DISINFECTANT FOR SPAS, HOT TUBS AND POOLS

(Step 2 – Maintain)

Active Ingredients:

1-bromo-3-chloro-5,5-dimethylhydantoin	60.0%
1,3-dichloro-5,5-dimethylhydantoin	27.4%
1,3-dichloro-5-ethyl-5-methylhydantoin	10.6%
Other Ingredients:	<u>2.0%</u>
Total:	100.0%

Available bromine	39.2%
Available chlorine	44.4%

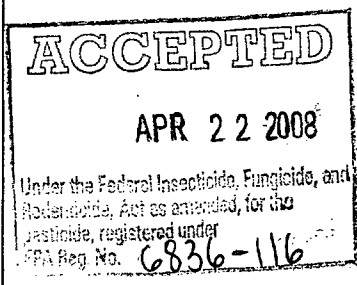
KEEP OUT OF REACH OF CHILDREN

DANGER

See side / back / right / left panel for additional Precautionary Statements and First Aid

EPA Reg. No. 6836-116
 EPA Est. No. 6836-PA-01
 Net Weight: (as indicated on the container)

Lonza Inc.
 90 Boroline Road
 Allendale, NJ 07401



Emergency Contact Number: (_____)

PRECAUTIONARY STATEMENTS

HAZARDS TO HUMANS AND DOMESTIC ANIMALS

DANGER: HIGHLY CORROSIVE. Causes irreversible eye damage and skin burns. May be fatal if swallowed. Do not take internally. Irritating to nose and throat. Avoid breathing dust. Use with adequate ventilation. Do not get into eyes, on skin or on clothing. Wear protective clothing, chemical resistant gloves and protective eyewear (goggles, face shield or safety glasses). Wash thoroughly with soap and water after handling. Remove contaminated clothing and wash clothing before reuse.

FIRST AID

Call a poison control center or doctor for treatment advice. Have the product container or label with you when calling a Poison Control Center or doctor or going for treatment.

IF IN EYES: Hold eye open and rinse slowly and gently with water for 15 – 20 minutes. Remove contact lenses, if present, after the first 5 minutes, then continue rinsing eye.

IF ON SKIN OR CLOTHING: Take off contaminated clothing. Rinse skin immediately with plenty of water for 15 – 20 minutes.

IF SWALLOWED: Call a poison control center or doctor immediately for treatment advice. Have person sip a glass of water if able to swallow. Do not induce vomiting unless told to do so by the poison control center or doctor. Do not give anything by mouth to an unconscious person.

IF INHALED: Move person to fresh air. If person is not breathing, call 911 or an ambulance, then give artificial respiration, preferably by mouth-to-mouth, if possible.

NOTE TO PHYSICIAN: Probable mucosal damage may contraindicate the use of gastric lavage.

ENVIRONMENTAL HAZARDS


This pesticide is toxic to fish.

(Note to reviewer: If container size is 50 lbs. or larger, the following statements will also be used:)

Do not discharge effluent containing this product into lakes, streams, ponds, estuaries, oceans or other waters unless in accordance with the requirements of a National Pollutant Discharge Elimination System (NPDES) permit and the permitting authority has been notified in writing prior to discharge. Do not discharge effluent containing this product to sewer systems without previously notifying the local sewage treatment plant authority. For guidance, contact your State Water Board or Regional Office of the EPA.

PHYSICAL AND CHEMICAL HAZARDS

CHEMICAL HAZARD. STRONG OXIDIZING AGENT. Mix only with water. Use clean dry utensils. Do not add this product to any dispensing device containing remnants of any other product. Such use may cause a violent reaction leading to fire or explosion. Contamination with moisture, organic matter, or other chemicals may start a chemical reaction with generation of heat, liberation of hazardous gases, and possible generation of fire and explosion. In case of contamination or decomposition, do not re-seal container. If possible, isolate container in open air or well-ventilated area. Flood with large volumes of water if necessary.



(Note to reviewer: The following is considered optional marketing language:)

Total available halogen content as bromine 140%

- Tablet shape fits all floaters
- High level of active halogen (bromine)
- Improved bather comfort
- No bleaching of hair or bathing suits
- Doesn't reduce pH or affect hardness
- (Very) low odor
- Low dust tablets
- Ideal for spa / hot tub sanitizing
- Works with inline of floating feeders
- Ideally suited for floater type feeders
- Fits all floaters
- Effective Sanitizer

hth spa product
guide
Maintain
Step 1
Step 2
Step 3
Enhance
Prevent

DANTOBROM S is a form of brominating hydantoin for spas, hot tubs and pools. It is easily adapted to many erosion feeders used to automatically treat both commercial and residential spas, hot tubs and pools.

When used as directed, **DANTOBROM S** will disinfect spa, hot tub and pool water, keeping it clean, clear and free of odor. **DANTOBROM S** gives the effectiveness of chlorine without the chlorine odor. Proper sanitary practices require changing spa water at a minimum of every 30 days (and properly monitoring pool water conditions.).

ACCEPTED

APR 22 2008

Under the Federal Insecticide, Fungicide, and
Herbicide Act, as amended, for the
pesticide, registering under
EPA Reg. No. 6836-116

DIRECTIONS FOR USE

It is a violation of Federal law to use this product in a manner inconsistent with its labeling.

DANGER: Do not mix this product in concentrated form with any other chemicals. Do not add other chemicals to the feeding device when using this product. A violent reaction leading to fire and/or explosion could result.

SPA DIRECTIONS

NOTE: Before using **DANTOBROM S** in your spa or hot tub for the first time, add ½ ounce of sodium bromide per 100 gallons of water to establish a 30 ppm bromide concentration. Also, add sodium bromide at this dosage whenever the spa or hot tub is drained and refilled. The bromide addition ensures immediate establishment of an all-bromide system, eliminates chlorinous odors and maximizes skin and eye comfort.

SPA OR HOT TUB START UP:

To start up a new spa or hot tub, or one recently drained, clean all surfaces, backflush or clean the filter, chemically balance the calcium hardness and total alkalinity, treat for metals if present (iron, copper and manganese), and adjust the pH to 7.2 - 7.8.

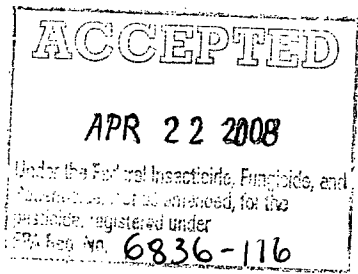
Using a suitable feeder adjusted according to the manufacturer's directions, add **DANTOBROM S** to maintain an active bromine concentration of 2 to 4 ppm in residential spas and 3 to 6 ppm in commercial spas. Use a reliable test kit to monitor for bromine regularly.

DANTOBROM S usage will typically vary from 0.015 to 0.10 pound for every 300 gallons of spa water to maintain the recommended bromine concentration range.

The presence of organic debris, high bather use and other factors may require a higher dosage.

SUPEROXIDATION:

Water soluble, non-filterable wastes can accumulate in spa or hot tub water and cause dull or cloudy water and can stimulate algal growth. Superoxidation or superchlorination with a suitable oxidizing shock treatment should be done on a regular basis to remove these wastes and maintain clear sparkling water. Suitable oxidizing agents are those based on calcium hypochlorite, lithium hypochlorite, sodium hypochlorite or potassium peroxymonopersulfate.



POOL DIRECTIONS

TO START UP A NEW POOL, OPEN A POOL FOR THE SEASON OR CONVERT FROM A CHLORINE BASED PROGRAM:

Backflush or clean the filter, chemically balance the calcium hardness and alkalinity and adjust pH to 7.2 to 7.8. Superoxidate to obtain a residual of 10 to 20 ppm available bromine (5 to 10 ppm available chlorine) as determined by a suitable test kit. Swimming may begin when the bromine level drops below 6 ppm.

When the bromine level drops below 1 to 3 ppm, add 0.2 to 2.0 ounces of **DANTOBROM S** per 1000 gallons daily, or as needed. Use a suitable feeder device adjusted according to the manufacturer's instructions so as to maintain 1 to 3 ppm available bromine. Use a reliable test kit to monitor for bromine regularly. Maintain the pool water pH between 7.2 and 7.8.

High temperatures, the presence of organic debris, high bather use and other factors may require more frequent treatments.

SUPEROXIDATION:

Water soluble, non-filterable wastes can accumulate in pool water and cause dull or cloudy water and can stimulate algal growth. Superoxidation or superchlorination with a suitable oxidizing shock treatment should be done weekly or bi-weekly, after extremely heavy bather loads or heavy rain storms. Suitable oxidizing agents are those based on calcium hypochlorite, lithium hypochlorite, sodium hypochlorite or potassium peroxymonopersulfate.

ACCEPTED

APR 22 2008
Under the Federal Insecticide, Fungicide, and
Rodenticide Act as amended, for the
pesticide registered under
EPA Reg. No. 6836-116

STORAGE AND DISPOSAL

Do not contaminate water, food or feed by storage or disposal.

PESTICIDE STORAGE:

- Do not store in direct sunlight.
- Do not store at temperatures above 100°F.
- Do not store on side. Avoid creasing or impacting of side walls.
- Keep container tightly closed.
- Store in a cool, dry, well-ventilated place that is inaccessible to children.
- Do not store at elevated temperatures.

PESTICIDE DISPOSAL:

Pesticide wastes are acutely hazardous. Improper disposal of excess pesticide, spray mixture, or rinsate is a violation of Federal Law. If these wastes cannot be disposed of by use according to the label instructions contact your State pesticide or environmental control agent or the hazardous waste representative at the nearest EPA regional office for guidance.

CONTAINER DISPOSAL:

(Metal and plastic containers): Triple rinse (or equivalent). Then offer for recycling or reconditioning, or puncture and dispose of in a sanitary landfill, or incinerate or burn if allowed by State and local authorities. If burned, stay out of smoke.

(Fiber drums and liners): Completely empty liner by shaking and tapping sides and bottom to loosen clinging particles. Then dispose of liner and drum in a sanitary landfill or incinerate if allowed by State and local authorities. Do not reuse empty drum or liner.

