

6836-115

1/25/2012

1/11



UNITED STATES ENVIRONMENTAL PROTECTION AGENCY  
WASHINGTON, DC 20460

OFFICE OF CHEMICAL SAFETY  
AND POLLUTION PREVENTION

January 25, 2012

Joanna Holcombe  
Lonza Inc.  
90 Boroline Rd.  
Allendale, NJ 07401

Subject: Dantobrom RW  
EPA Registration Number: 6836-115  
Letter Date: November 10, 2011  
EPA Receipt Date: November 14, 2011

Dear Ms. Holcombe:

The label amendment, submitted in connection with registration under section of the federal Insecticide, Fungicide, and Rodenticide Act (FIFRA), as amended, is acceptable.

Proposed label amendment:

Add a separate set of directions for use on labels sold in California which omits the following use sites not currently approved by the California Department of Pesticide Regulation (CDPR):

- Photo processing wash water
- Sewage systems

Should you have any questions or comments concerning this letter, please contact Eliza Blair via email at [blair.eliza@epa.gov](mailto:blair.eliza@epa.gov) or by telephone at (703) 308-7279.

A stamped copy of the label is enclosed for your record.

Sincerely,

A handwritten signature in black ink, appearing to read "Monisha Harris".

Monisha Harris  
Product Manager (32)  
Regulatory Management Branch II  
Antimicrobials Division (7510P)

Enclosure: Stamped Labeling

2/11

# DANTOBROM™ RW

Contents: BRIQUETTES

Active Ingredients:

1-bromo-3-chloro-5,5-dimethylhydantoin .....	54.2%
1,3-dichloro-5,5-dimethylhydantoin .....	28.9%
1,3-dichloro-5-ethyl-5-methylhydantoin .....	15.9%
Other Ingredients .....	1.0%
Total: .....	100.0%

Total Available Halogen as Bromine: 141%

[and/or]

Total Available Halogen as Chlorine: 62.8%

**KEEP OUT OF REACH OF CHILDREN**

## DANGER

See [side] [back] [right] [left] panel for Precautionary Statements and First Aid

EPA Reg. No. 6836-115

EPA Est. No. 6836-PA-01

NET WEIGHT (as marked on container)

[DOT Symbols]

[Country of origin (insert country)]

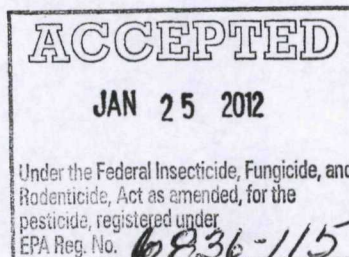
[Manufactured in (insert country)]

[Barcode]


LONZA INC.

90 Boroline Road

Allendale, NJ 07401



Emergency Contact Number: ( \_\_\_\_\_ )



**PRECAUTIONARY STATEMENTS**

**HAZARDS TO HUMANS AND DOMESTIC ANIMALS**

**DANGER. HIGHLY CORROSIVE.** Causes irreversible eye damage and skin burns. May be fatal if swallowed. Do not take internally. Irritating to nose and throat. Avoid breathing dust. Use with adequate ventilation. Do not get into eyes, on skin or on clothing. Wear protective clothing, chemical resistant gloves and protective eyewear (goggles, face shield or safety glasses). Wash thoroughly with soap and water after handling and before eating, drinking, chewing gum, using tobacco or using the toilet. Remove contaminated clothing and wash clothing before reuse.

**FIRST AID**

Call a poison control center or doctor for treatment advice. Have the product container or label with you when calling a Poison Control Center or doctor or going for treatment.

**IF IN EYES:** Hold eye open and rinse slowly and gently with water for 15 – 20 minutes. Remove contact lenses, if present, after the first 5 minutes, then continue rinsing eye.

**IF ON SKIN OR CLOTHING:** Take off contaminated clothing. Rinse skin immediately with plenty of water for 15 – 20 minutes.

**IF SWALLOWED:** Call a poison control center or doctor immediately for treatment advice. Have person sip a glass of water if able to swallow. Do not induce vomiting unless told to do so by the poison control center or doctor. Do not give anything by mouth to an unconscious person.

**IF INHALED:** Move person to fresh air. If person is not breathing, call 911 or an ambulance, then give artificial respiration, preferably by mouth-to-mouth, if possible.

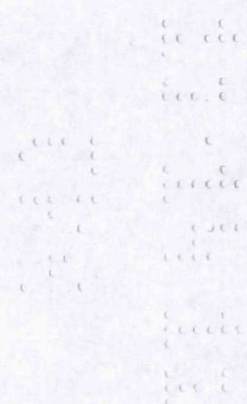
**NOTE TO PHYSICIAN:** Probable mucosal damage may contraindicate the use of gastric lavage.

**ENVIRONMENTAL HAZARDS**

This pesticide is toxic to fish. Do not discharge effluent containing this product into lakes, streams, ponds, estuaries, oceans or other waters unless in accordance with the requirements of a National Pollutant Discharge Elimination System (NPDES) permit and the permitting authority has been notified in writing prior to discharge. Do not discharge effluent containing this product to sewer systems without previously notifying the local sewage treatment plant authority. For guidance, contact your State Water Board or Regional Office of the EPA.

**PHYSICAL AND CHEMICAL HAZARDS**

**CHEMICAL HAZARD: STRONG OXIDIZING AGENT.** Mix only with water. Use clean dry utensils. Do not add this product to any dispensing device containing remnants of any other product. Such use may cause a violent reaction leading to fire or explosion. Contamination with moisture, organic matter, or other chemicals may start a chemical reaction with generation of heat, liberation of hazardous gases, and possible generation of fire and explosion. In case of contamination or decomposition, do not reseal container. If possible, isolate container in open air or well-ventilated area. Flood with large volumes of water, if necessary.



**FOR INDUSTRIAL USE**

Technical advice regarding specific on site problems are available from LONZA INC. A Material Safety Data Sheet relative to the use of this product is also available upon request.

**DIRECTIONS FOR USE**

It is a violation of Federal law to use this product in a manner inconsistent with its labeling.

*{Note to reviewer/Subregistrant: only one of the following **RECIRCULATING COOLING WATER SYSTEMS AND SEWAGE SYSTEMS** directions or **RECIRCULATING COOLING WATER SYSTEMS** directions will appear on the final label}*

**RECIRCULATING COOLING WATER SYSTEMS AND SEWAGE SYSTEMS** {EPA APPROVED VERSION}

*{Note to reviewer/Subregistrant: This version of the directions contains language that is **NOT APPROVED IN CALIFORNIA**. It is **only** to be used by subregistrants who **DO NOT SELL INTO CALIFORNIA**}*

**Dantobrom RW** aids in the control of bacterial, fungal and algal biofilm in evaporative condensers, heat exchange water towers, influent systems such as flow through filters, industrial water scrubbing systems, brewery pasteurizers, sewage systems [septic tanks, leach fields, tank lines, sewers, lagoons, and sewage effluent water], photo processing wash water and paper and paperboard process water.

This product may be added to the systems either continuously or intermittently or as needed. The frequency of feeding and duration of the treatment will depend upon the severity of the problem.

**BADLY FOULED SYSTEMS** must be cleaned before treatment is begun.

**RECIRCULATING COOLING WATER SYSTEMS** {EPA AND CDPR APPROVED VERSION}

*{Note to reviewer/Subregistrant: This version of the directions is to be used by subregistrants who **DO SELL INTO CALIFORNIA**}*

**Dantobrom RW** aids in the control of bacterial, fungal and algal biofilm in evaporative condensers, heat exchange water towers, influent systems such as flow through filters, industrial water scrubbing systems, brewery pasteurizers, and paper and paperboard process water.

This product may be added to the systems either continuously or intermittently or as needed. The frequency of feeding and duration of the treatment will depend upon the severity of the problem.

**BADLY FOULED SYSTEMS** must be cleaned before treatment is begun.

**FOR CONTROL OF BACTERIA AND FUNGI**

**INTERMITTENT OR SLUG METHOD**

**INITIAL DOSE:** When the system is noticeably fouled add 0.1 to 1.0 pounds per 1000 gallons [or 12 to 120 ppm] of the water in the system. Repeat until control is achieved.

**SUBSEQUENT DOSE:** When microbial control is evident add 0.1 to 0.75 pounds per 1000 gallons [or 12 to 90 ppm] of water in the system every 3 days or as needed to maintain control.

**CONTINUOUS FEED METHOD**

**INITIAL DOSE:** When a system is noticeably fouled, add 0.1 to 1.0 pound per 1000 gallons [or 12 to 120 ppm] of water in the system.

**SUBSEQUENT DOSE:** Continuously feed to maintain dosage of 0.1 to 0.75 pounds per 1000 gallons [or 12 to 90 ppm] of water in the system.

**FOR CONTROL OF ALGAE**

**INTERMITTENT OR SLUG METHOD**

**INITIAL DOSE:** When the system is noticeably fouled add 0.1 to 1.0 pound per 1000 gallons [or 12 to 120 ppm] of water in the system. Repeat until control is achieved.

**SUBSEQUENT DOSE:** When algae control is evident add 0.1 to 0.75 pounds per 1000 gallons [or 12 to 90 ppm] daily or as needed to maintain control.

**CONTINUOUS FEED METHOD**

**INITIAL DOSE:** When the system is noticeably fouled add 0.1 to 1.0 pound per 1000 gallons [or 12 to 120 ppm] of water in the system. Repeat until control is achieved.

**SUBSEQUENT DOSE:** Continuously feed to maintain a dosage of 0.1 to 0.75 pounds per 1000 gallons [or 12 to 90 ppm] of water in the system.

**AIRWASHERS**

For use only in industrial airwasher systems that maintain effective mist eliminating components.

**Dantobrom RW** controls biofilm forming bacteria, fungi and algae in industrial airwasher systems. Add **Dantobrom RW** at the rate of 0.1 to 1.0 pound [12 to 120 ppm] per 1000 gallons of water in the system, depending upon the severity of the contamination.

Control the application by measuring the free chlorine residual in the treated water. There is no need to exceed 1.0 ppm as free chlorine.

Badly fouled systems must be cleaned before treatment is begun.

**INTERMITTENT OR SLUG METHOD**

**INITIAL DOSE:** When system is noticeably fouled add to airwasher sump or chill water sump to ensure uniform mixing. Add 0.1 to 1.0 pound per 1000 gallons [or 12 to 120 ppm] of water.

**SUBSEQUENT DOSE:** When microbial control is evident add 0.1 to 0.60 pounds per 1000 gallons [or 12 to 72 ppm] of water.

**CONTINUOUS FEED METHOD**

**INITIAL DOSE:** When system is noticeably fouled add to airwasher sump or chill water sump to ensure uniform mixing. Add 0.1 to 1.0 pound per 1000 gallons [or 12 to 120 ppm] of water.

**SUBSEQUENT DOSE:** When microbial control is evident add 0.1 to 0.6 pounds per 1000 gallons [or 12 to 72 ppm] of water.

**ONCE-THROUGH INDUSTRIAL COOLING WATER SYSTEMS**

When used as directed, **Dantobrom RW** effectively controls algal, bacterial, fungal biofilm and mollusks in open or closed-cycle, fresh or salt water, once-through cooling systems. Treat cooling water with **Dantobrom RW** at the system intake or other critical areas, where mixing is uniform.

**DOSAGE RATES**

**INITIAL DOSE:** When system is noticeably fouled, add 0.2 to 0.6 pounds per 1000 gallons of water contained in the system. Repeat initial dosage until one to three ppm [mg/L] bromine residual is established for at least 4 hours.

**SUBSEQUENT DOSE:** When microbial control is evident, add 0.1 to 0.3 pounds per 1000 gallons of water contained in the system. Repeat as needed to maintain one to three ppm bromine residual for at least 4 hours.

6/11

**FOR USE IN CANISTERS**

**TO INSTALL CANISTER:** Take feeder cap off. Remove canister cut offs. Hold canister so the open end faces down. Insert into feeder. The end of the canister must align with the L-key located inside the feeder at the bottom. DO NOT FORCE. Replace feeder cap. To achieve the proper halogen residual, turn the control dial to the appropriate setting and add the required product dosage. Refer to use directions for recirculating cooling water systems and sewage systems or airwasher systems, as appropriate.

Check the canister periodically and replace when empty. Do not attempt to open or refill this canister. DO NOT REUSE.

**PRECAUTION:**

The warranty will be void if this canister is not used with the appropriate feeder. Fire or explosion may result if this canister is used with an incorrect chemical feeder.

**NOTE:** Some settling may occur during shipment.

**PHOTO PROCESSING WASH WATER {THIS USE IS NOT APPROVED IN CALIFORNIA}**

The photo processing system should first be properly cleaned with a mild hypochlorite solution following manufacturer's instructions. The use of **Dantobrom RW** IS NOT intended to remove an existing buildup of biological growth. **Dantobrom RW** slowly releases both hypobromous and hypochlorous acid when exposed to a flow of water. To prevent or substantially reduce biological growth, **Dantobrom RW** may be introduced into the wash water by suspending **Dantobrom RW** directly in the wash tanks as far as possible from film or paper and away from areas of extreme turbulence. Begin by placing **Dantobrom RW** in the wash tank. If biological growth is observed, add more **Dantobrom RW** waiting several hours between additions. To prevent film damage, rinse **Dantobrom RW** in water before placing into wash tank. It is intended that 1.0 to 3.0 ppm of residual bromine be introduced into the water supply line. Three to nine grams of **Dantobrom RW** will introduce 1.0 to 3.0 ppm residual bromine in 1,000 gallons of water. Actual use will depend on the amount of biological fouling. To avoid excess introduction of bromine into the processor wash tanks, a bromine test kit should be used to periodically test the water in the wash tanks. If a residual above 3.0 ppm is indicated, remove **Dantobrom RW** until the residual drops to 1.0 ppm. If the processor is turned off for any extended period of time, the **Dantobrom RW** in the wash tanks should be removed.

**NOTE:** Seller liability under all warranties, expressed or implied, is limited to replacement of defective product and seller shall have no liability for consequential damages.

**PAPER AND PAPERBOARD PROCESS WATER**

**Dantobrom RW** is a patented biocidal formulation for application in the paper industry.

**Dantobrom RW** prevents bacterial biofilm formation and deposition through the rapid delivery of an ideal balance of free and combined halogen. When used properly, **Dantobrom RW** can reduce microbiologically induced corrosion, paper spots, holes, breaks and odors. By limiting microbial growth and bacterial biofilm formation, **Dantobrom RW** increases machine runnability reducing unscheduled maintenance and lost production.

The patented **Dantobrom RW** composition provides high solubility, fast dissolution and high halogen content without added binders or inert materials for maximum efficiency and product delivery.

**Dantobrom RW** can be used in the manufacture of both food and non-food contact paper and paperboard.

**APPLICATION**

**Dantobrom RW** should be added to process water streams at or immediately prior to a point of sufficient mixing such as the fan pump or wire pit.

Standard dissolution feeders can be used for **Dantobrom RW** applications. Make-up, machine white waters and returning clarified dilution waters are examples of acceptable treatment waters.

**INITIAL DOSE:** When the system is noticeably fouled apply 0.5 - 2.0 pounds of **Dantobrom RW** per ton of paper produced to achieve 0.1-1.0 ppm total available halogen as chlorine. Repeat treatment until residual is achieved.

**SUBSEQUENT DOSE:** When microbial control is evident, apply 0.5 – 2.0 pounds of **Dantobrom RW** per ton of paper produced to achieve 0.1-1.0 ppm total available halogen as chlorine. Repeat periodically as needed to maintain control.

**BEVERAGE CAN RINSING OPERATIONS**

*{Note to reviewer: the use of "biofilm" is not in reference to public health pests}*

**Dantobrom RW** controls the growth of odor causing bacteria, of fungal and algal biofilm, and spoilage bacteria of economic significance in water used for beverage can rinse operations. After rinsing, the cans are dried thoroughly at approximately 350° F and then coated with an impervious lacquer finish.

This product may be added to the rinse water either continuously or intermittently or as needed. The frequency of feeding and duration of the treatment will depend upon the severity of the problem.

BADLY FOULED SYSTEMS must be cleaned before treatment is begun.

Apply **Dantobrom RW** to the rinse water at a concentration ranging from 12 -100 ppm.

**DECORATIVE FOUNTAINS**

When used as directed, **Dantobrom RW** controls algae [and] [algal biofilm] [microbial biofilm] [bacterial biofilm] in decorative fountains. **Dantobrom RW** may be fed continuously or on an intermittent basis depending on the degree of fouling. For maximum effectiveness, fountains containing heavy algae growth should be cleaned prior to using **Dantobrom RW**.

**INITIAL DOSE:** Fountains having visible algae growth require an initial dose of 0.1 to 1.0 lbs. per 1,000 gallons of water [12 to 120 ppm active]. Repeat the initial dose until control is achieved.

**SUBSEQUENT DOSE:** Once control is achieved, add 0.1 to 0.75 lbs. per 1,000 gallons of water daily or as needed to maintain control, by feeding continuously or on an intermittent basis.

8/11

**TRANSPORTATION CLEANING**

When used as directed, **Dantobrom RW** will effectively control algal, bacterial, and fungal biofilm in automobile wash water systems.

Badly fouled systems should be cleaned before treatment is begun.

**INITIAL DOSE:** If a heavily fouled system exists and physical cleaning is not possible, add 0.05 to 0.2 lbs. per 1000 gallons of water [or 6 - 24 ppm] of water for two weeks. Then reduce to maintenance levels.

**MAINTENANCE DOSE:** Effective control under normal circumstances is maintained by adding 0.025 to 0.1 pounds per 1000 gallons [or 3 - 12 ppm] of water.



{Note to reviewer: For Nonrefillable Industrial Use Containers, Product is non-dilutable solid}

**STORAGE AND DISPOSAL**

Do not contaminate water, food or feed by storage or disposal.

**PESTICIDE STORAGE:** Keep container tightly closed. Store in a cool, dry, well-ventilated place. Do not store in direct sunlight. Do not store at temperatures above 100°F.

**PESTICIDE DISPOSAL:** Pesticide wastes are acutely hazardous. Improper disposal of excess pesticide, spray mixture, or rinsate is a violation of Federal Law. If these wastes cannot be disposed of by use according to the label instructions contact your State pesticide or environmental control agent or the hazardous waste representative at the nearest EPA regional office for guidance.

**CONTAINER DISPOSAL:** Nonrefillable container. Do not reuse or refill this container.

**{Metal and plastic containers:}** Triple rinse (or equivalent). Then offer for recycling or reconditioning, or puncture and dispose of in a sanitary landfill, or incinerate or burn if allowed by State and local authorities. If burned, stay out of smoke. If not tripled rinsed, these containers are acute hazardous wastes and must be disposed in accordance with local, state, and federal regulations.

**{Metal containers only:}** DO NOT cut or weld metal containers.

**{Fiber drums and liners:}** Completely empty liner by shaking and tapping sides and bottom to loosen clinging particles. Then dispose of liner and drum in a sanitary landfill or incinerate if allowed by State and local authorities. Do not reuse empty drum or liner.

**{Bulk Bag/Super Sack Container:}** Completely empty bag into application equipment by shaking and tapping sides and bottom to loosen clinging particles. If not emptied in this manner, the bag may be considered an acute hazardous waste and must be disposed in accordance with local, state and federal regulations. When completely empty, offer for recycling if available or dispose of bag in a sanitary landfill or by incineration, or, if allowed by state and local authorities, by burning. If burned, stay out of smoke.

**{Tote Container:}** Empty tote container must be returned to a tote collection agent.

10/11

*{Note to reviewer: For Refillable Industrial Use Containers, Product is non-dilutable solid}*

**STORAGE AND DISPOSAL**

Do not contaminate water, food or feed by storage or disposal. Refillable container. Refill this container with *[this product]* only. Do not reuse this container for any other purpose. Cleaning before refilling is the responsibility of the refiller.

**{Metal and plastic containers:}** Attach tamper evident devices *[seals]* to all openings, except vents, and return to *the manufacturer* for refilling.

**{Tote Container:}** Empty tote container must be returned to a tote collection agent.

**PESTICIDE STORAGE:** Keep container tightly closed. Store in a cool, dry, well-ventilated place. Do not store in direct sunlight. Do not store at temperatures above 100°F.

**PESTICIDE DISPOSAL:** Pesticide wastes are acutely hazardous. Improper disposal of excess pesticide, spray mixture, or rinsate is a violation of Federal Law. If these wastes cannot be disposed of by use according to the label instructions contact your State pesticide or environmental control agent or the hazardous waste representative at the nearest EPA regional office for guidance.

**FINAL CONTAINER DISPOSAL:** Cleaning the container before final disposal is the responsibility of the person disposing of the container.

**{Metal and plastic containers:}**

To clean the container before final disposal empty remaining contents from container for use according to use directions and triple rinse promptly after emptying. Triple rinse (or equivalent).

**{Tote Containers:}**

To clean the container before final disposal empty remaining contents from container for use according to use directions and triple rinse promptly after emptying. Triple rinse (or equivalent). For additional container disposal information, contact product supplier.

{Note to reviewer: The following are optional graphics and marketing language}

{Note to reviewer. The following may be used only if the supplemental registrant has obtained an NSF listing.  
Allowed on back or side panel only.}



{or}



[NSF Listed]

(Insert 6-Digit NSF Listing Number here)