

6836-83

10/04/2012

1/14

UNITED STATES ENVIRONMENTAL PROTECTION AGENCY  
WASHINGTON, D.C. 20460



United States  
Environmental Protection  
Agency

Office of Pesticide Programs

Mrs. Joanna Holcombe,  
Commercial Regulatory Services,  
Lonza Inc.  
90 Boroline Road  
Allendale, NJ 07401

OCT -4 2012

Subject:	Product Name:	Lonza CS-201
	EPA Reg. No.:	6836-83
	Notification Date:	August 31, 2012
	EPA Receipt Date:	September 04, 2012
	Submission #:	923069

Dear Mrs. Holcombe

This letter acknowledges receipt of your notification submitted under the provision of the Federal Insecticide, Fungicide and Rodenticide Act. (FIFRA) section 3(c)9 and PR Notice 98-10.

**Proposed Notification**

- Clarification of Wisconsin sanitizing direction.
- Addition of optional Spanish statement with English translation

**General Comments**

Based on a review of the submitted materials your application for Reg # 6836-83, as listed, is acceptable. A copy of your submission has been placed in our records for future reference. Should you have any questions or comments concerning this letter, please contact Velma Noble PM team 31 at (703) 308-6233 or Jamil Mixon at (703) 308-8032.

Sincerely,

Velma Noble,  
Product Manager, Team 31  
Regulatory Management Branch  
Antimicrobials Division (7510P)



3/14



Via FedEx

Ms. Velma Noble, PM-31  
Document Processing Desk (NOTIF)  
Office of Pesticide Programs (7504P)  
US Environmental Protection Agency  
Room S-4900, One Potomac Yard  
2227 S. Crystal Drive  
Arlington, VA 22202

Lonza Inc.  
90 Boroline Road  
Allendale, NJ 07401, USA

**Joanna Holcombe**  
Lonza Microbial Control  
Regulatory Services

Tel 678-627-2336  
Fax 678-627-2081  
joanna.holcombe@lonza.com

August 31, 2012

**SUBJECT: Lonza CS-201, EPA Reg. No. 6836-83  
Application for Label Notification**

Dear Ms. Noble:

Lonza is submitting an application to clarify the Wisconsin sanitizing directions to conform to their regulations. A note to reviewer regarding use of brackets and braces has been added to page 1. An optional Spanish statement with English translation now appears on page 7 of the label.

Please find the enclosed documents in support of this notification:

- Application for Notification;
- Certification with Respect to Label Integrity;
- CD with label; and
- One copy of the proposed label with changes highlighted.

If you have any questions or need any additional information, please feel free to contact me at 678-627-2336.

Sincerely,  
Lonza Inc.

Joanna Holcombe  
Sr. Regulatory Services Associate



Note to Reviewer:  
[Items in brackets [AAA] are optional and may/may not be included on final label]  
{Items in braces {AAA} are for information purposes and will not appear on final label}

# LONZA CS-201

Multi-Purpose

No-Rinse Acid Cleaner - Sanitizer

Food Contact Surface Sanitizer

For Food, Dairy, Beverage, Meat, Poultry, Egg and Seafood Processing and Farm Use

Removes Milkstone

Active Ingredients:

Octyl decyl dimethyl ammonium chloride .....	2.295%
Dioctyl dimethyl ammonium chloride .....	0.918%
Didecyl dimethyl ammonium chloride .....	1.377%
Alkyl (C <sub>14</sub> , 50%; C <sub>12</sub> , 40%; C <sub>16</sub> , 10%) dimethyl benzyl ammonium chloride.....	3.060%
Other Ingredients .....	92.350%
Total .....	100.000%

**KEEP OUT OF REACH OF CHILDREN**

**DANGER [PELIGRO]**

See [side] [back] [left] [right] panel for Precautionary Statements and First Aid

EPA Reg. No. 6836-83  
EPA Est. No. (as indicated on container)  
Net Contents: (as indicated on container)

[DOT symbols]  
[Country of origin (insert country)]  
[Manufactured in (insert country)]  
[Barcode]

Manufactured by  
Lonza Inc.  
90 Boroline Road  
Allendale, NJ 07401



**PRECAUTIONARY STATEMENTS**

**HAZARDS TO HUMANS AND DOMESTIC ANIMALS**

**DANGER:** Corrosive. Causes irreversible eye damage and skin burns. Do not get in eyes, on skin, or on clothing. Wear protective clothing, eyewear (goggles, face shield or safety glasses) and protective gloves (rubber, chemical resistant). Harmful if swallowed. Wash thoroughly with soap and water after handling. Remove contaminated clothing and wash clothing before reuse.

**FIRST AID**

**IF IN EYES:** Hold eye open and rinse slowly and gently with water for 15-20 minutes. Remove contact lenses, if present, after first 5 minutes, then continue rinsing eye.

**IF ON SKIN:** Take off contaminated clothing. Rinse skin immediately with plenty of water for 15-20 minutes.

**IF SWALLOWED:** Call a poison control center or doctor immediately for treatment advice. Have person sip a glass of water if able to swallow. Do not induce vomiting unless told to do so by a poison control center or doctor. Do not give anything by mouth to an unconscious person.

**NOTE TO PHYSICIAN:** Probable mucosal damage may contraindicate the use of gastric lavage. Measures against circulatory shock, respiratory depression and convulsion may be needed.

Call a poison control center or doctor for treatment advice. Have the product container or label with you when calling poison control center or doctor or going for treatment.

*{If the container size is 5 gallons or greater, use the following Environmental Hazards:}*

**ENVIRONMENTAL HAZARDS**

This pesticide is toxic to fish and aquatic invertebrates. Do not discharge effluent containing this product into lakes, streams, ponds, estuaries, oceans or other waters unless in accordance with the requirements of a National Pollutant Discharge Elimination System (NPDES) permit and the permitting authority has been notified in writing prior to discharge. Do not discharge effluent containing this product to sewer systems without previously notifying the local sewage treatment plant authority. For guidance, contact your State Water Board or Regional Office of the EPA.



{Note to reviewer: the following is considered optional marketing language:}

FOR INSTITUTIONAL AND INDUSTRIAL USE

**Lonza CS-201** is a multi-purpose no-rinse acid cleaner and food contact surface sanitizer for dairies, dairy barns, cheese factories, breweries, food, meat, poultry, egg and seafood processing, farms, wineries, beverage plants, food handling and process areas, restaurants, bars and institutional kitchen use.

Milkstone and scale can build up on pipelines, storage tanks, tank trucks, silos and processing equipment in the dairy industry. Use of this product will remove milkstone and scale from dairy and cheese making equipment and help maintain the efficiency of the operation as well as eliminate bacterial growth.

Use **Lonza CS-201**:

- as a food contact sanitizer at a concentration of 150 – 400 ppm active.
- as a sanitizer in bottling, pre-mix and beverage dispensing equipment.
- as a sanitizer in sanitary filling of bottles and cans.
- as a sanitizer in beer fermentation and holding tanks.
- for cleaning and sanitizing of stainless steel and other hard surfaces found in restaurant and cafeteria kitchens for the removal of smut, soil, scale and rust from these surfaces.
- in sanitizing bottles or cans in the final rinse application and for external spraying of filling and closing machines.
- in restaurants, food service operations, dairies, breweries, beverage and food processing plants.
- in food processing plants, [federally] [USDA] inspected food processing facilities, dairy farms, egg processing plants, meat and poultry processing plants, meat and poultry producing establishments.
- in federally inspected Meat & Poultry Plants as a food contact sanitizer. This product was authorized by USDA as category D2 under the prior authorization program and its formula has not been changed – a sanitizer for all surfaces not always requiring a rinse.

**Lonza CS-201** not only sanitizes but also removes lime and scale in breweries and bottle washing.

**Lonza CS-201** meets AOAC Germicidal & Detergent standards for previously cleaned food-contact surfaces.

**Lonza CS-201** has been cleared under 40 CFR 180.940 (a) for use on food processing equipment, utensils and other food-contact articles.

Use as a sanitizer on conveyor belts and equipment to reduce or eliminate odors in the processing area.

Use on filling equipment to reduce bacteria associated with condensation on equipment and pipes.

**Lonza CS-201** is an effective food contact sanitizer at 1 oz. per 4 gallons of water [or insert equivalent dilution] [150 ppm active quat] when evaluated by the AOAC Germicidal and Detergent Sanitizer Method in 500 ppm hard water [calculated as CaCO<sub>3</sub>] against:

- Escherichia coli
- Escherichia coli 0157:H7 [pathogenic strain]
- Listeria monocytogenes
- Salmonella enterica
- Shigella sonneii
- Staphylococcus aureus
- Vibrio cholerae
- Yersinia enterocolitica



{Note to reviewer: the following is considered optional marketing language:}

**Lonza CS-201** is an effective food contact sanitizer at 2 oz. per 4 gallons of water [or insert equivalent dilution] [300 ppm active quat] when evaluated by the AOAC Germicidal and Detergent Sanitizer Method in 500 ppm hard water [calculated as CaCO<sub>3</sub>] against:

- Campylobacter jejuni
- Escherichia coli
- Escherichia coli 0157:H7 [pathogenic strain]
- Listeria monocytogenes
- Salmonella enterica
- Shigella sonneii
- Staphylococcus aureus
- Vibrio cholerae
- Yersinia enterocolitica

Regular, effective cleaning and sanitizing of equipment, utensils, and work or dining surfaces which could harbor food poisoning microorganisms minimizes the probability of contaminating food during preparation, storage or service. Effective cleaning will remove soil and prevent the accumulation of food residues, which may decompose or support the rapid development of food poisoning organisms or toxins. Application of effective sanitizing procedures reduces the number of those food poisoning organisms which may be present on equipment and utensils after cleaning, and reduces the potential for the transfer, either directly through tableware such as glasses, cups and flatware or indirectly through food.

To prevent cross-contamination, kitchenware and food-contact surfaces of equipment must be washed, rinsed with potable water and sanitized after each use and following any interruption of operation during which time contamination may have occurred.

Where equipment and utensils are used for the preparation of foods on a continuous or production-line basis, utensils and the food-contact surfaces of equipment must be washed, rinsed with potable water and sanitized at intervals throughout the day on a schedule based on food temperature, type of food, and amount of food particle accumulation.


Articles that can be immersed in solution must remain in solution for 60 seconds.

Articles or surfaces too large for immersing must be thoroughly wetted or flooded by rinsing, spraying or swabbing.

Allow all sanitized surfaces to drain thoroughly [and air dry].

**GRADE A PASTEURIZED MILK ORDINANCE:**

At 1 – 2 oz. per 4 gallons of water [150 – 300 ppm active quat], **Lonza CS-201** fulfills the criteria of Appendix F of the Grade "A" Pasteurized Milk Ordinance revised 2007 recommendations of the U.S. Public Health Services.



{Note to reviewer: the following is considered optional marketing language:}

**[AREAS OF USE:]**

Use **Lonza CS-201** in:

{Note to reviewer: Each entry below also represents a graphic depicting the corresponding area of use. The graphics will only represent individual objects or outsides or insides of buildings as described below. No people, animal, or food will be depicted in graphics.}

Kitchens  
Day care centers  
Nurseries

Bagel Stores  
Bars  
Beer fermentation and holding tanks  
Bottling or pre-mix dispensing equipment  
Bottle Washing  
Cafeterias  
Cheese factories  
Citrus processing plants  
Coffee Shops  
Convenience stores  
Dairies  
Dairy Farms  
Dairy product dispensing equipment.  
Donut shops  
Drinking fountains  
Egg Processing plants  
Fast food operations  
Fisheries

Fish processing plants  
Food establishments  
Food processing plants  
Food preparation areas  
Food storage areas  
Ice cream processing plants  
Institutional facilities  
Institutional kitchens  
Liquor stores  
Meat processing plants  
Meat producing facilities  
Milk processing plants  
Milk storage and handling systems  
Milk tanks [bulk]  
Milk pail inflations and tubing,  
Pizza parlors  
Poultry processing plants  
Poultry producing facilities  
Processing Plants [Milk, Citrus, Ice Cream]  
Restaurants  
USDA inspected food processing facilities  
Wineries





{Note to reviewer: the following is considered optional marketing language:}

**[TYPES OF SURFACES:]**

Use **Lonza CS-201** on washable hard, nonporous surfaces of:

{Note to reviewer: Each entry below also represents a graphic depicting the corresponding type of surface. No people, animal, or food will be depicted in graphics. Only exteriors of microwaves and refrigerators will be depicted. Toy graphics will be submitted to Agency for review.}

- Appliances
- Beer fermentation and holding tanks
- Blenders
- Bottling or premix dispensing equipment
- Citrus processing equipment and holding tanks
- Coffee Pots
- Coffee Urns
- Cooking utensils
- Coolers
- Counters [countertops]
- Countertop laminates
- Chopping blocks, plastic and other nonporous
- Cutlery
- Cutting Boards, plastic and other nonporous
- Dishes
- Drinking fountains
- Eating Utensils
- Exhaust fans
- Food processors
- Glassware [glasses]
- Highchairs
- Ice Chests
- Ice Machines
- Kitchen equipment
- Microwave ovens
- Refrigerators
- Refrigerator bins used for meat, fruit, vegetables and eggs
- Refrigerated storage and display equipment

- Silverware
- Sinks
- Slurpee® Machines
- Stoves [stovetops]
- Tables [picnic tables]
- Tableware
- Tea dispensers
- Tupperware®
- Utensils
- Water dispensers [hot]

- Other hard nonporous surfaces made of:
- Chrome
  - Enamel
  - Fiberglass sinks
  - Formica®
  - Glass
  - Glazed ceramic
  - Glazed enameled surfaces
  - Glazed porcelain
  - Laminated surfaces
  - Metal
  - Plastic [such as polystyrene or polypropylene]
  - Sealed granite
  - Sealed marble
  - Sealed stone
  - Stainless steel
  - Woodwork, finished



**Dilution Chart**

Active Quat solution	2 gallons of water	4 gallons of water	10 gallons of water	20 gallons of water
150 ppm	1/2 oz.	1 oz.	2 1/2 oz.	5 oz.
200 ppm	2/3 oz.	1 1/3 oz.	3 1/3 oz.	6 2/3 oz.
300 ppm	1 oz.	2 oz.	5 oz.	10 oz.
400 ppm	1 1/3 oz.	2 2/3 oz.	6 2/3 oz.	13 1/3 oz.

*{If the following Spanish statement is used, it must appear directly above DIRECTIONS FOR USE.}  
 Si usted no entiende la etiqueta, busque a alguien para que se la explique a usted en detalle. [If you do not understand the label, find someone to explain it to you in detail.]*

**DIRECTIONS FOR USE**

It is a violation of Federal law to use this product in a manner inconsistent with its labeling.

**Lonza CS-201** is an acid cleaner sanitizer for use on food processing and dairy equipment in water up to 500 ppm hardness [as CaCO<sub>3</sub>]. For all equipment a preliminary cleaning is required before sanitizing.

Before use in federally inspected meat and poultry food processing plants and dairies, food products and packaging materials must be removed from the room or carefully protected.

**DIRECTIONS FOR SANITIZING FOOD PROCESSING EQUIPMENT, UTENSILS, AND FOOD CONTACT ARTICLES REGULATED BY 40 CFR 180.940 (a):**

*{and / or}*

**TO SANITIZE FOOD CONTACT SURFACES:**

*{and / or}*

**TO SANITIZE BULK MILK TANKS:**

*{and / or}*

**TO SANITIZE STORAGE TANKS:**

*{and / or}*

**TO SANITIZE HARD, NONPOROUS SURFACES AND EQUIPMENT IN FOOD, DAIRY, BEVERAGE, MEAT, POULTRY, EGG, AND SEAFOOD PROCESSING PLANTS:**

Remove gross filth and soil by preflush or prescrape or, when necessary, by presoak. Then wash surfaces with a compatible detergent and rinse with potable water prior to sanitizing. Apply a use-solution of \_\_\_ oz. *(insert appropriate dilution from dilution chart)* of **Lonza CS-201** per \_\_\_ gallons of water [\_\_\_ ppm quat] *(insert appropriate ppm quat from dilution chart)* to precleaned hard surfaces, thoroughly wetting surfaces with a cloth, sponge, coarse sprayer or by immersion. Treated surfaces must remain wet for at least 60 seconds [one minute] followed by adequate draining [and air drying]. Do not rinse.

Prepare a fresh solution daily or more often if solution becomes visibly diluted, clouded or soiled.

For mechanical application, use-solution may not be reused for sanitizing applications but may be reused for cleaning.

**TO SANITIZE DAIRY PRODUCT DISPENSING EQUIPMENT:**

*{and / or}*

**TO SANITIZE BEVERAGE DISPENSING EQUIPMENT:**

1. Remove gross filth and soil by preflush or prescrape or, when necessary, by presoak.
2. Wash equipment with a compatible detergent and rinse with potable water prior to sanitizing.
3. Fill equipment with a solution of \_\_\_ oz. *(insert appropriate dilution from dilution chart)* of **Lonza CS-201** per \_\_\_ gallons of water [\_\_\_ ppm quat] *(insert appropriate ppm quat from dilution chart.)* Allow solution to remain in equipment for at least 60 seconds.
4. Drain thoroughly before reuse [and allow to air dry]. Do not rinse.

For removable parts, immerse in use-solution for at least 60 seconds. [Allow to air dry.] Do not rinse.

For items too large to sanitize by immersion, apply use-solution by rinsing, spraying or swabbing until thoroughly wet for at least 60 seconds. Drain thoroughly before reuse. [Allow to air dry.] Do not rinse.

**TO SANITIZE SANITARY FILLING EQUIPMENT:**

Use to sanitize bottles or cans in the final rinse application. Wash surfaces with a compatible detergent and rinse with potable water prior to sanitizing. Prepare a use-solution of *(insert appropriate dilution from dilution chart)* for final washer and rinser applications. Allow surfaces to remain wet for at least 60 seconds. Drain thoroughly before reuse [and allow to air dry.] Do not rinse.

**FOR WISCONSIN ONLY**

**SANITIZING EATING AND DRINKING UTENSILS IN EATING ESTABLISHMENTS**


1. Scrape and pre-wash utensils and glasses whenever possible.
2. Wash with a good detergent or compatible cleaner.
3. Rinse with potable water.
4. Sanitize in a use-solution of *(insert a dilution of 200 ppm active or higher dilution from box above here)*. Immerse all utensils for at least two minutes or for contact time specified by governing sanitary code.
5. Place sanitized utensils on a rack or drain board to air-dry.
6. Prepare a fresh sanitizing solution at least daily or when visibly soiled or diluted.

NOTE: A clean potable water rinse following sanitization is not permitted under Section HFS 196, Appendix 7-204.11 of the Wisconsin Administrative Code [reference 40 CFR 180.940 (a)].

**U.S. PUBLIC HEALTH SERVICE FOOD SERVICE SANITIZATION RECOMMENDATIONS**

**CLEANING AND SANITIZING:** Equipment and utensils shall be thoroughly pre-flushed or pre-scraped and when necessary, pre-soaked to remove gross food particles and soil.

1. Thoroughly wash equipment and utensils in hot detergent solution.
2. Rinse utensils and equipment thoroughly with clean water.
3. Sanitize equipment and utensils by immersion in a use solution of *(insert appropriate dilution from dilution chart)* for at least 60 seconds at a temperature of 75°F.
4. For equipment and utensils too large to sanitize by immersion, apply a use-solution of *(insert appropriate dilution from dilution chart)* by rinsing, spraying or swabbing until thoroughly wet.
5. Allow sanitized surface to drain [and air dry]. Do not rinse.



{Note to reviewer: For Nonrefillable Containers for commercial, industrial, and institutional uses – all sizes – No Reuse Rinsate Statement for Public Health Use products}

**STORAGE AND DISPOSAL**

Do not contaminate water, food or feed by storage or disposal.

**Pesticide Storage:** Open dumping is prohibited. Store in original container in areas inaccessible to children.

**PESTICIDE DISPOSAL:**

Pesticide wastes are acutely hazardous. Improper disposal of excess pesticide, spray mixture or rinsate is a violation of Federal Law. If these wastes cannot be disposed of by use according to label instructions, contact your State Pesticide or Environmental Control Agency, or the Hazardous Waste representative at the nearest EPA Regional Office for guidance.

**CONTAINER DISPOSAL:**

Nonrefillable container. Do not reuse or refill this container. Clean container promptly after emptying.

**{Plastic and Metal Containers:}** Triple rinse as follows: Fill container ¼ full with water and reclose the container. Agitate vigorously, and dispose of rinsate consistent with pesticide disposal instructions. Repeat two more times. Then offer for recycling if available or puncture and dispose in sanitary landfill or by other procedures approved by state and local authorities. Follow pesticide disposal instructions for rinsate. If not triple rinsed, these containers are acute hazardous wastes and must be disposed in accordance with local, state, and federal regulations.

**{Metal containers only:}** DO NOT cut or weld metal containers.

**{Bag in Box Containers:}** Completely empty bag into application equipment. Then offer for recycling if available or dispose of in a sanitary landfill, or by incineration, or by other procedures allowed by state and local authorities.



**1.0 OUNCE PACKET LABEL TO BE USED WITH MASTER CONTAINER LABEL**

*{If other packet sizes are desired, new packet label will be identical and the only things that will vary are the net contents, amount of water to dilute with and ppm active quat. Those 3 items will have to match or be equivalent to the dilution chart that is shown on page 7.}*

**FOR SANITIZATION**

MIX EACH PACKET WITH [4 GALLONS] OF WATER [150 ppm active quat]

**LONZA CS-201**

**Active Ingredients:**

Octyl decyl dimethyl ammonium chloride .....	2.295%
Diocetyl dimethyl ammonium chloride .....	0.918%
Didecyl dimethyl ammonium chloride .....	1.377%
Alkyl (C <sub>14</sub> , 50%; C <sub>12</sub> , 40%; C <sub>16</sub> , 10%) dimethyl benzyl ammonium chloride.....	3.060%
Other Ingredients .....	<u>92.350%</u>
Total .....	100.000%

**KEEP OUT OF REACH OF CHILDREN**


**DANGER [PELIGRO]**

See outer container for Precautionary Statements and Use directions

Disposal: Do not reuse packet. Wrap and put in trash.

EPA. Reg. No. 6836-83  
EPA. Est. No. *(insert EPA Est. No. here)*  
Net Contents: [1.0 fl. oz].

Lonza Inc.  
90 Boroline Road  
Allendale, NJ 07401



{Note to reviewer: The following are optional graphics and marketing language}

{Note to reviewer. The following may be used only if the supplemental registrant has obtained an NSF listing. Allowed on back or side panel only.}



{or}

[NSF Listed]  
(Insert 6-Digit NSF Listing Number here)

{Note to reviewer. The following may be used only if the supplemental registrant has obtained an IFANCA Halal (Islamic Dietary) certification.}



[IFANCA Halal certified] {or} [Halal certified]

